



US00D613746S

(12) **United States Design Patent**
Jordan et al.

(10) **Patent No.:** **US D613,746 S**
(45) **Date of Patent:** **** Apr. 13, 2010**

(54) **KEYBOARD**

(75) Inventors: **J. Bern Jordan**, Madison, WI (US);
Gregg C. Vanderheiden, Madison, WI
(US); **David P. Kelso**, Madison, WI (US)

(73) Assignee: **Wisconsin Alumni Research
Foundation**, Madison, NJ (US)

(**) Term: **14 Years**

(21) Appl. No.: **29/341,785**

(22) Filed: **Aug. 12, 2009**

Related U.S. Application Data

(62) Division of application No. 29/304,846, filed on Mar.
7, 2008, now Pat. No. Des. 603,865.

(51) **LOC (9) Cl.** **14-02**

(52) **U.S. Cl.** **D14/455**

(58) **Field of Classification Search** D14/454,
D14/455, 456, 315, 320, 331, 333, 334, 338,
D14/339, 341, 342, 343, 344, 345, 346, 347,
D14/387, 390, 391, 392, 393, 394, 395, 396,
D14/397, 398, 399, 400, 401, 406, 429, 432,
D14/439, 457, 460, 461, 247, 150, 218, 900,
D14/901, 902, 137, 138 R, 138 AA, 138 AB,
D14/138 AC, 138 AD, 138 C, 138 G; D21/333,
D21/329, 331; D18/1, 2, 7, 52, 25, 29; D13/138,
D13/171; 400/88, 109, 110, 111, 484, 485,
400/486, 487, 488, 490, 492, 493, 494, 496,
400/904; 345/168, 169, 170, 171; 455/556.1,
455/556.2; D20/11, 22, 27

See application file for complete search history.

(56) **References Cited**

U.S. PATENT DOCUMENTS

D310,820 S 9/1990 Watson et al.
D321,215 S * 10/1991 Shamis D21/324
D348,065 S 6/1994 Madill et al.
D348,435 S * 7/1994 Farinelli et al. D13/168
D359,737 S * 6/1995 Madill et al. D14/218

D364,860 S * 12/1995 Giebler et al. D14/456
D370,663 S 6/1996 Swain et al.
D371,550 S * 7/1996 Tomkowicz D14/426
5,760,824 A * 6/1998 Hicks, III 348/14.02
6,162,059 A * 12/2000 Murphy et al. 434/112
D436,579 S 1/2001 Mayo et al.
D451,482 S 12/2001 Vanderheiden et al.
6,624,803 B1 9/2003 Vanderheiden et al.

(Continued)

FOREIGN PATENT DOCUMENTS

EM 000154042-0001 * 6/2004

Primary Examiner—Jennifer Rivard
Assistant Examiner—Angela J Lee
(74) *Attorney, Agent, or Firm*—Boyle Fredrickson, S.C.

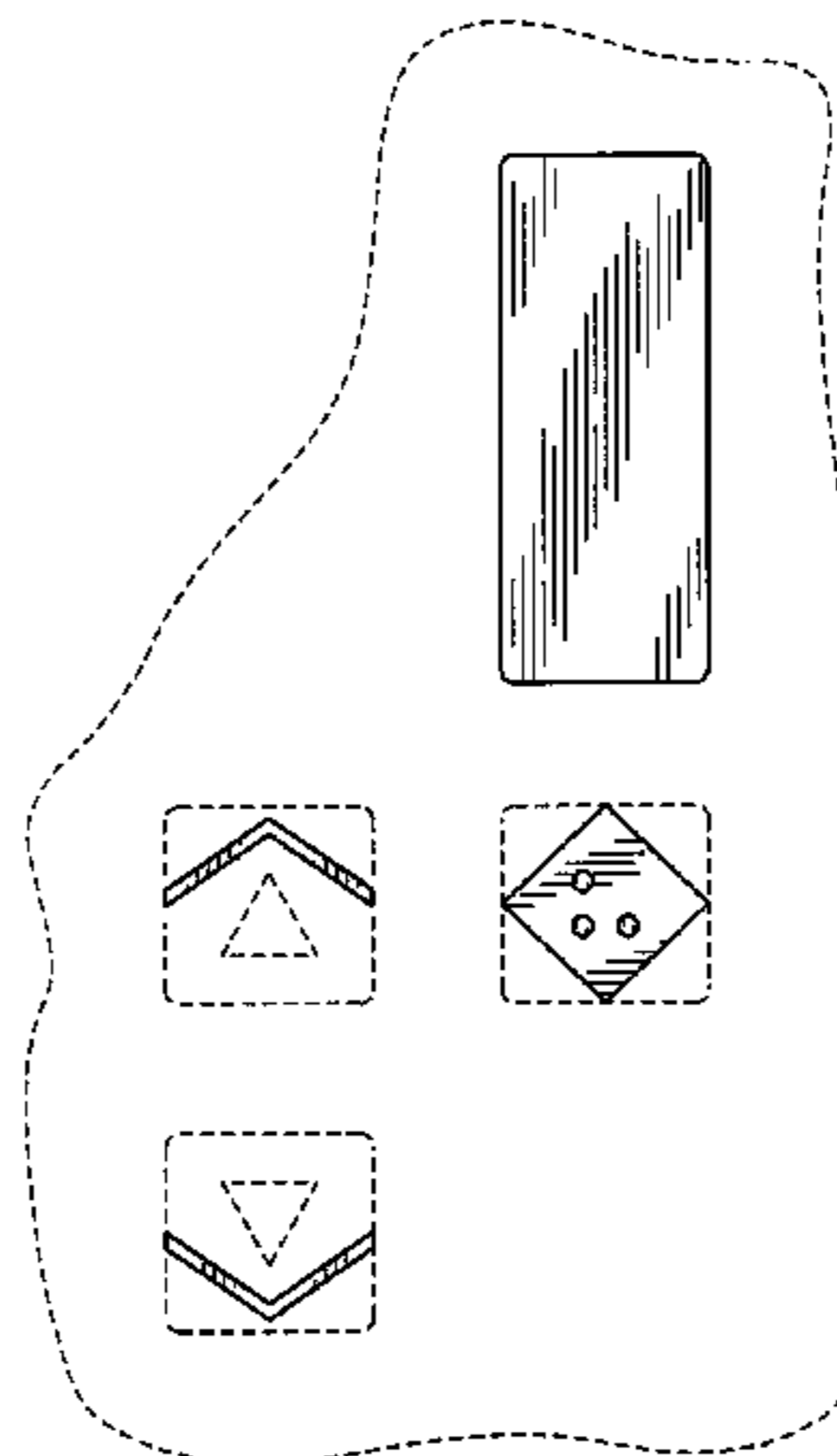
(57) **CLAIM**

The ornamental design for a keyboard, as shown and
described.

DESCRIPTION

FIG. 1 is top view of a keyboard in accordance with the
present invention;
FIG. 2 is a front elevational view of the keyboard of FIG. 1;
FIG. 3 is a rear elevational view of the keyboard of FIG. 1;
FIG. 4 is a first side elevational view of the keyboard of FIG.
1; and,
FIG. 5 is a side view of the keyboard of FIG. 1.
The broken line showing of environment forms no part of the
claimed design.

1 Claim, 2 Drawing Sheets



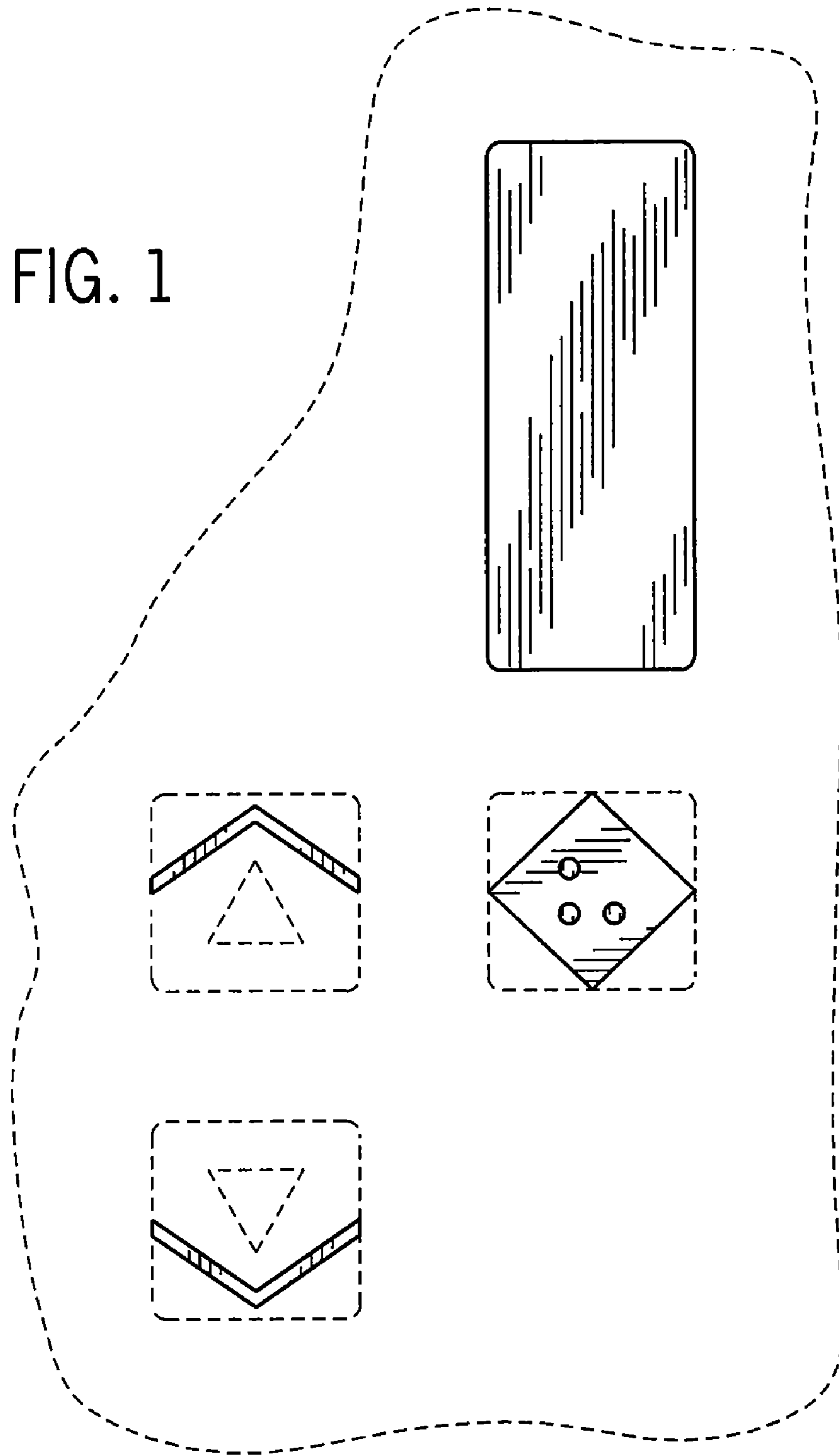
US D613,746 S

Page 2

U.S. PATENT DOCUMENTS

D535,627 S	1/2007	Merritt et al.		D543,159 S	5/2007	Merritt et al.	
D538,756 S *	3/2007	Mayo et al.	D13/168	D602,458 S *	10/2009	Fasching	D14/138 AD
D542,226 S *	5/2007	Spira	D13/162	D603,865 S *	11/2009	Jordan et al.	D14/455
				2003/0058139 A1 *	3/2003	Sakurai	341/22
							* cited by examiner

FIG. 1



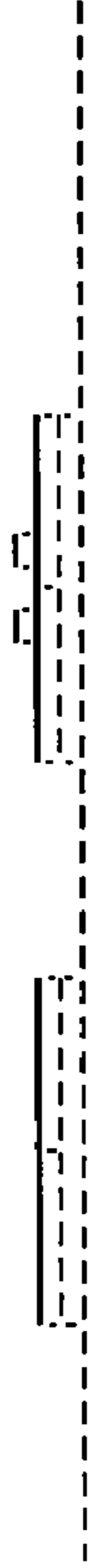


FIG. 2



FIG. 3

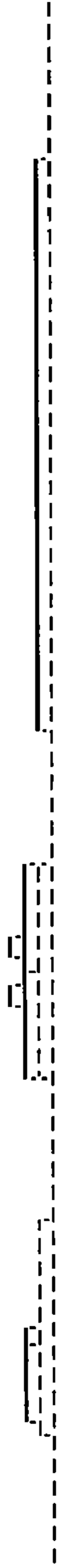


FIG. 4

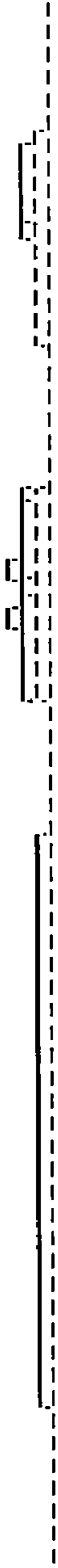


FIG. 5

UNITED STATES PATENT AND TRADEMARK OFFICE
CERTIFICATE OF CORRECTION

PATENT NO. : Des. 613,746 S
APPLICATION NO. : 29/341785
DATED : April 13, 2010
INVENTOR(S) : J. Bern Jordan et al.

Page 1 of 1

It is certified that error appears in the above-identified patent and that said Letters Patent is hereby corrected as shown below:


ON THE TITLE PAGE

Item (73) Assignee:

Please delete "NJ" and substitute therefor -- WI --.

Signed and Sealed this

Twenty-fifth Day of May, 2010

A handwritten signature in black ink that reads "David J. Kappos". The signature is written in a cursive style with a large, prominent "D" and "K".

David J. Kappos
Director of the United States Patent and Trademark Office