



US00D613740S

(12) **United States Design Patent**
Ferrari et al.

(10) **Patent No.:** **US D613,740 S**
(45) **Date of Patent:** **** Apr. 13, 2010**

(54) **HANDHELD ELECTRONIC DEVICE**

(75) Inventors: **Marco Sixtus Ferrari**, Waterloo (CA);
Min Zhu, Waterloo (CA); **Roman Peter Rak**, Waterloo (CA); **David Patrick Townsend**, Kitchener (CA); **Todd Andrew Wood**, Guelph (CA)

(73) Assignee: **Research In Motion Limited**, Waterloo (CA)

(**) Term: **14 Years**

(21) Appl. No.: **29/337,138**

(22) Filed: **May 15, 2009**

(51) **LOC (9) Cl.** **14-02**

(52) **U.S. Cl.** **D14/346**

(58) **Field of Classification Search** D14/341-347,
D14/390, 411, 426, 427, 431, 432, 439, 454,
D14/455, 456, 138 R, 138 AA, 138 AB, 138 AC,
D14/138 AD, 138 C, 138 G, 137, 203.7,
D14/203.3, 203.4, 203.5, 203.6, 238.1, 247,
D14/248, 250, 251, 252, 254, 496, 375, 125,
D14/126; D21/329, 330, 331, 333; D18/7;
D10/65; 345/169, 901, 905; 379/433.13,
379/910, 916, 433.04, 433.07, 433.11, 433.12;
455/556.1, 556.2, 566, 575.1, 575.3, 575.4,
455/90.3; D6/308

See application file for complete search history.

(56) **References Cited**

U.S. PATENT DOCUMENTS

D554,612 S * 11/2007 Wang D14/138 AA
D562,312 S * 2/2008 Hu et al. D14/248
D570,839 S * 6/2008 Hofer et al. D14/341
D584,262 S * 1/2009 Hu et al. D14/138 AA
D591,742 S * 5/2009 Hofer et al. D14/346
D593,556 S * 6/2009 Hofer et al. D14/346
D597,511 S * 8/2009 Park D14/138 AA

D598,887 S * 8/2009 Xiao et al. D14/138 AA
D600,229 S * 9/2009 Kangasmaa D14/138 AA
D600,231 S * 9/2009 Lee et al. D14/138 AA
D603,400 S * 11/2009 Hofer et al. D14/346
D603,833 S * 11/2009 Ho et al. D14/138 AA
D606,529 S * 12/2009 Ferrari et al. D14/250
D607,868 S * 1/2010 Kim et al. D14/138 AA

OTHER PUBLICATIONS

BlackBerry Bold 9000, announced May 2008, viewed on Jan. 11, 2010, http://www.gsmarena.com/blackberry_bold_9000-2370.php.*

* cited by examiner

Primary Examiner—Jennifer Rivard
Assistant Examiner—Angela J Lee

(57) **CLAIM**

We claim the ornamental design for a handheld electronic device, as shown and described.

DESCRIPTION

FIG. 1 is a front perspective view of a handheld electronic device;

FIG. 2 is a back perspective view of the handheld electronic device;

FIG. 3 is a front elevational view thereof;

FIG. 4 is a back elevational view thereof;

FIG. 5 is a right elevational view thereof;

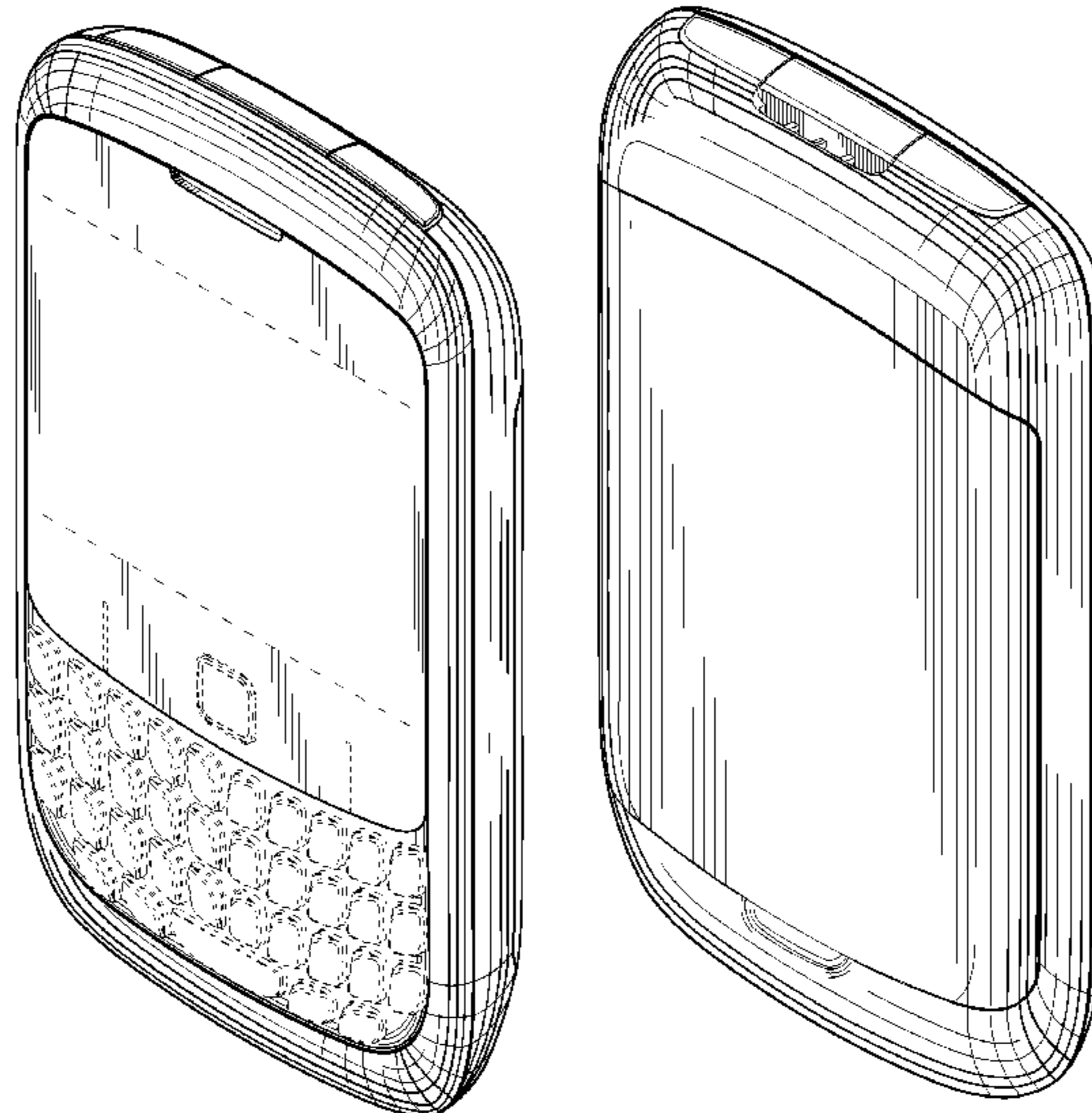
FIG. 6 is a left elevational view thereof;

FIG. 7 is a top plan view thereof; and,

FIG. 8 is a bottom plan view thereof.

The broken lines shown in the drawings of the handheld electronic device are for the purpose of illustrating portions of the article and form no part of the claimed design.

1 Claim, 6 Drawing Sheets



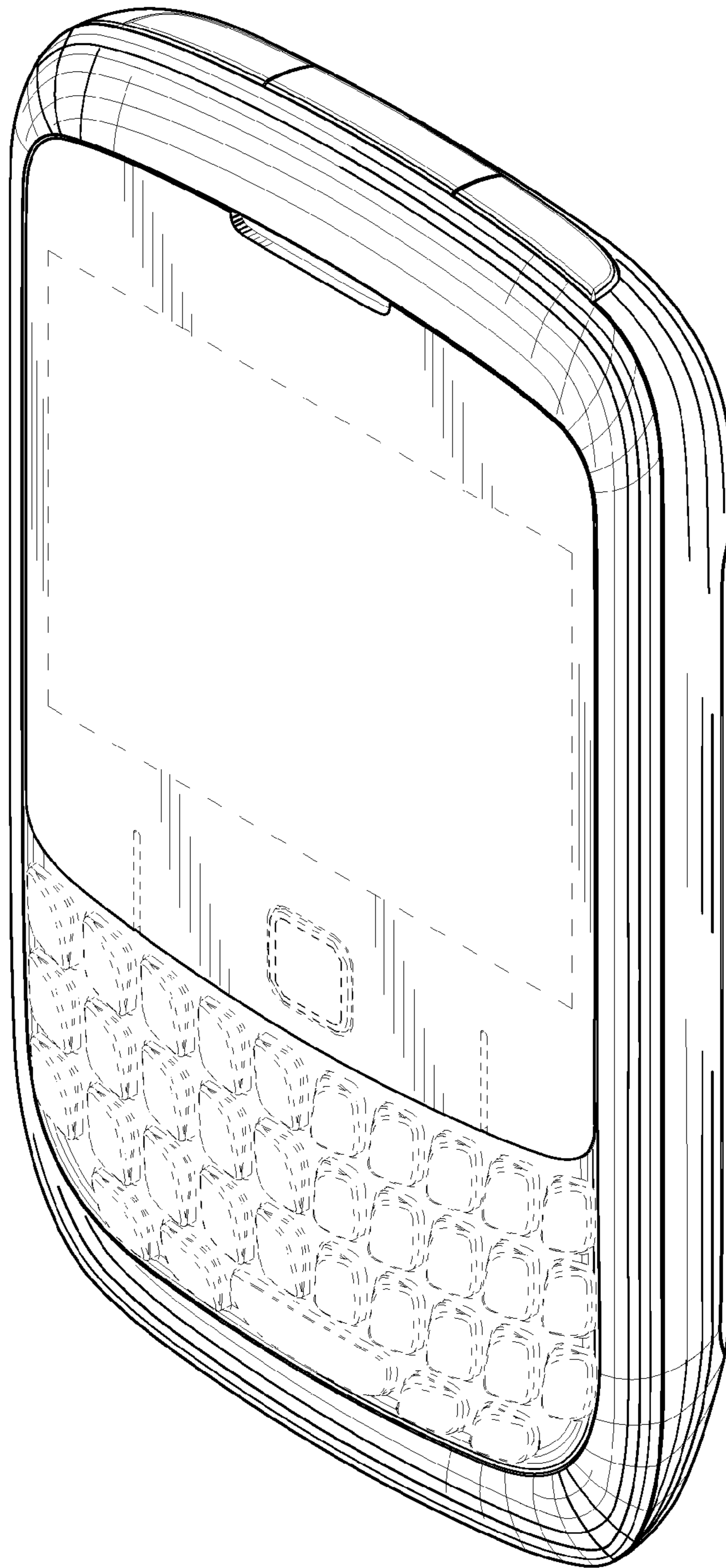


FIG. 1

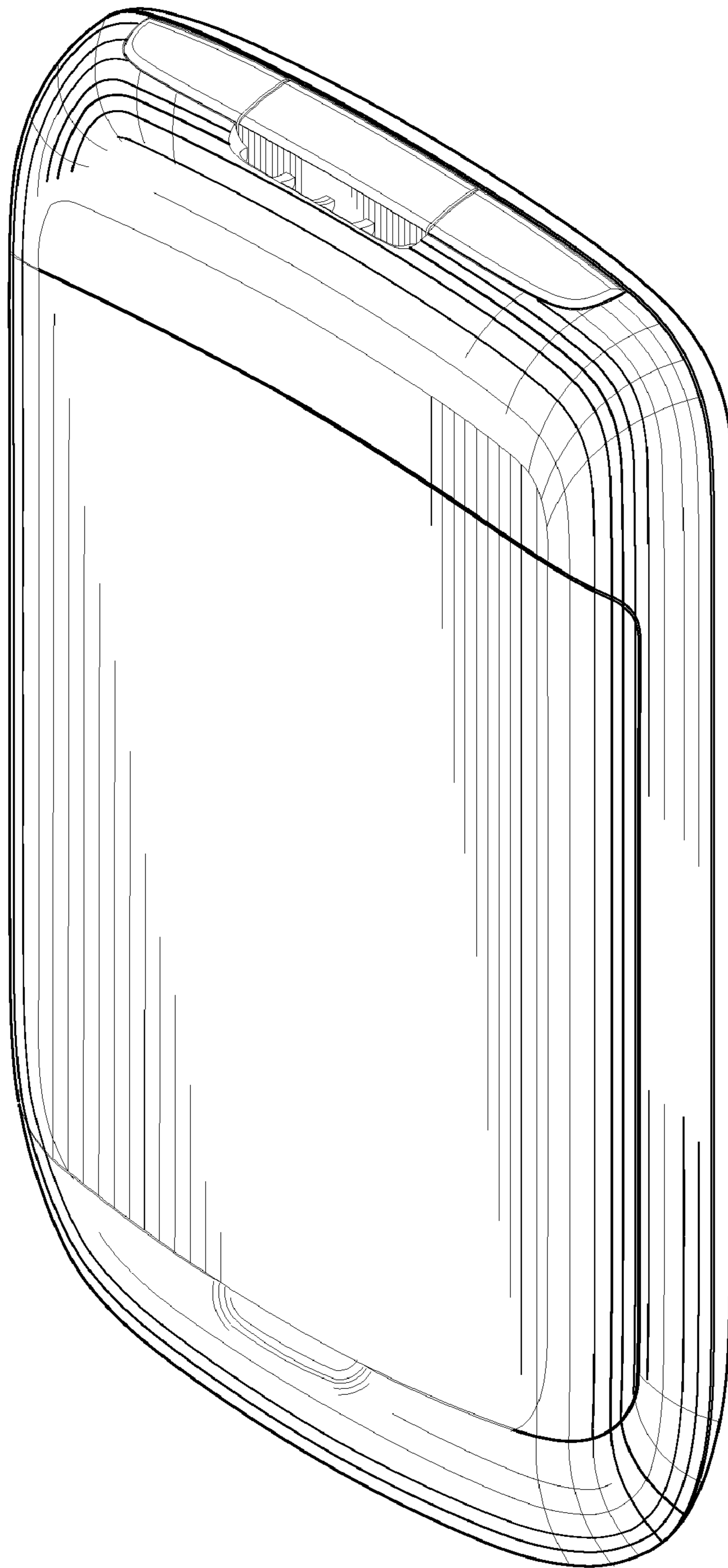


FIG.2




FIG.3




FIG.4

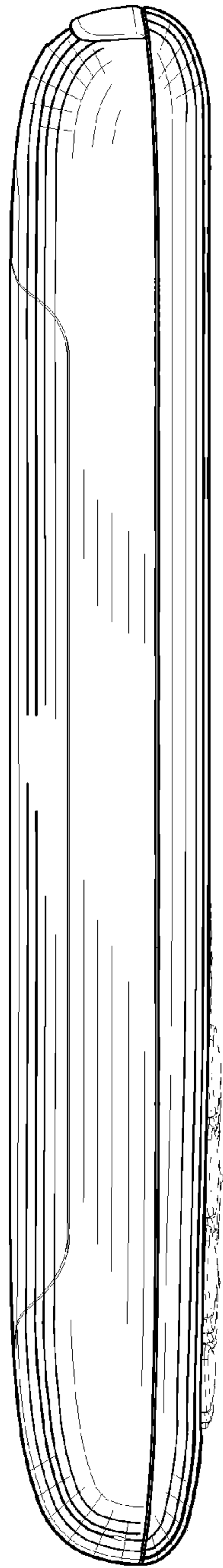


FIG. 5

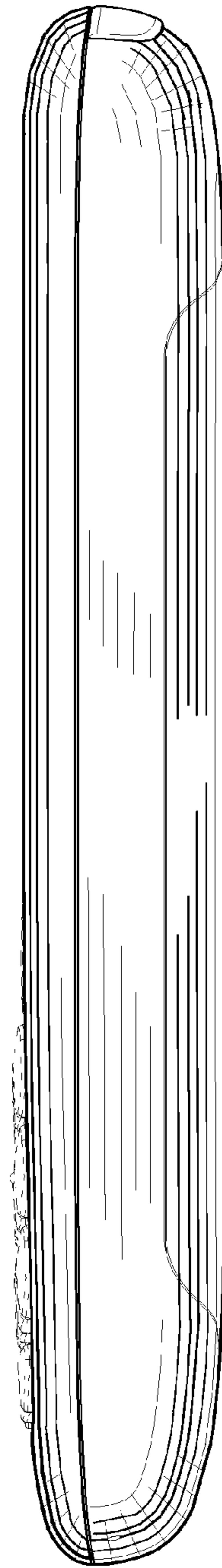


FIG. 6

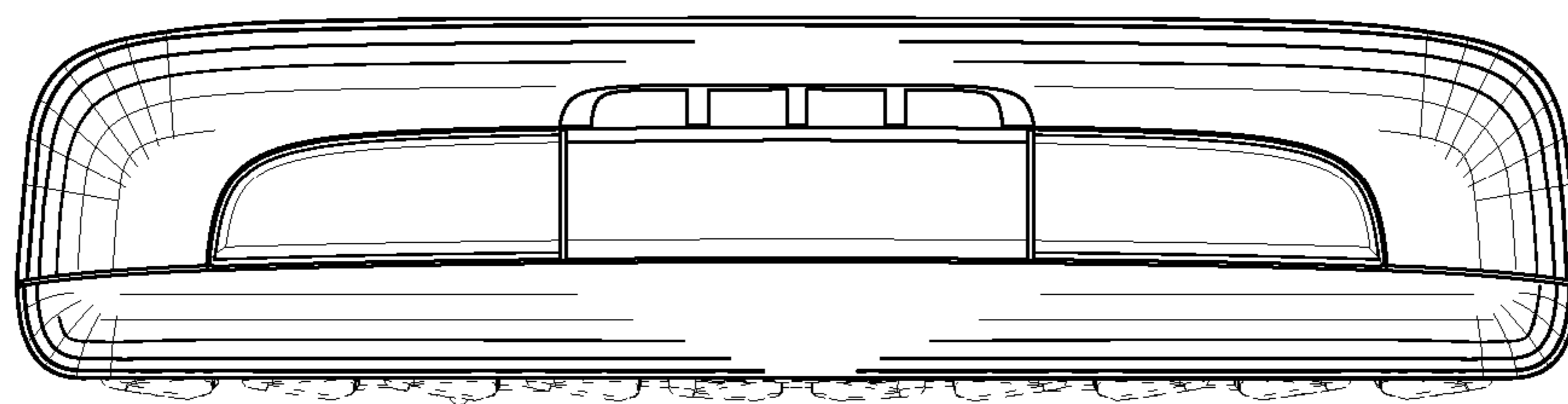


FIG. 7

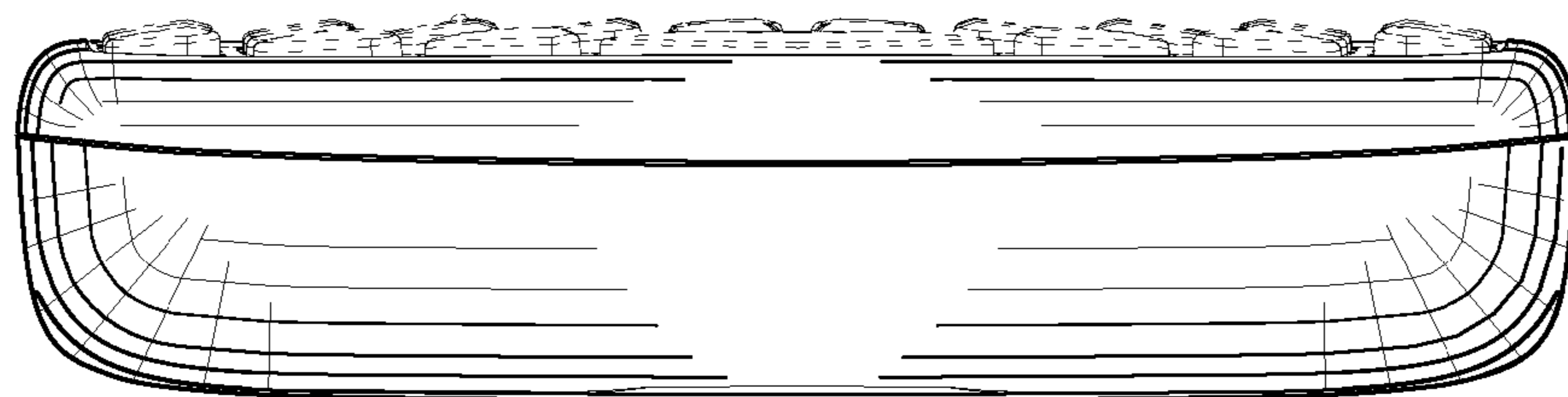


FIG. 8