



US00D613703S

(12) **United States Design Patent**  
**Chen**

(10) **Patent No.:** **US D613,703 S**

(45) **Date of Patent:** **\*\* Apr. 13, 2010**

(54) **SET-TOP BOX**

(75) Inventor: **Wen-Pin Chen**, Taipei Hsien (TW)

(73) Assignee: **Hon Hai Precision Industry Co., Ltd.**,  
Tu-Cheng, Taipei Hsien (TW)

(\*\*) Term: **14 Years**

(21) Appl. No.: **29/346,031**

(22) Filed: **Oct. 26, 2009**

(30) **Foreign Application Priority Data**

Sep. 11, 2009 (CN) ..... 2009 3 0315555

(51) **LOC (9) Cl.** ..... **14-03**

(52) **U.S. Cl.** ..... **D14/125**

(58) **Field of Classification Search** ..... D14/125-134,  
D14/239, 371, 136, 374-377; 312/7.2; 348/836,  
348/838, 180, 184, 325, 739; 341/12; 248/917-924,  
248/465, 123.11; 345/104, 133, 156, 168,  
345/87, 173, 169; 349/1, 2, 11, 62; 720/605,  
720/669, 600, 655, 99, 197; 455/344-347  
See application file for complete search history.

(56) **References Cited**

**U.S. PATENT DOCUMENTS**

- D466,875 S \* 12/2002 Kita ..... D14/125
- D469,066 S \* 1/2003 Takahashi ..... D14/125
- D533,157 S \* 12/2006 Park ..... D14/126

- D541,811 S \* 5/2007 Park ..... D14/496
- D542,241 S \* 5/2007 Ryu ..... D14/125
- D567,193 S \* 4/2008 Kang et al. .... D14/125
- D571,741 S \* 6/2008 Cha et al. .... D14/125
- D587,223 S \* 2/2009 Chun et al. .... D14/125
- D587,224 S \* 2/2009 Chun et al. .... D14/125
- D588,559 S \* 3/2009 Kim et al. .... D14/125
- D596,149 S \* 7/2009 Cho et al. .... D14/125
- D602,890 S \* 10/2009 Cho et al. .... D14/125

\* cited by examiner

*Primary Examiner*—Raphael Barkai

*Assistant Examiner*—Randall H Gholson

(74) *Attorney, Agent, or Firm*—Raymond J. Chew

(57) **CLAIM**

The ornamental design for a set-top box, as shown and described.

**DESCRIPTION**

FIG. 1 is a perspective view of a set-top box showing my new design;

FIG. 2 is a front elevational view thereof;

FIG. 3 is a rear elevational view thereof;

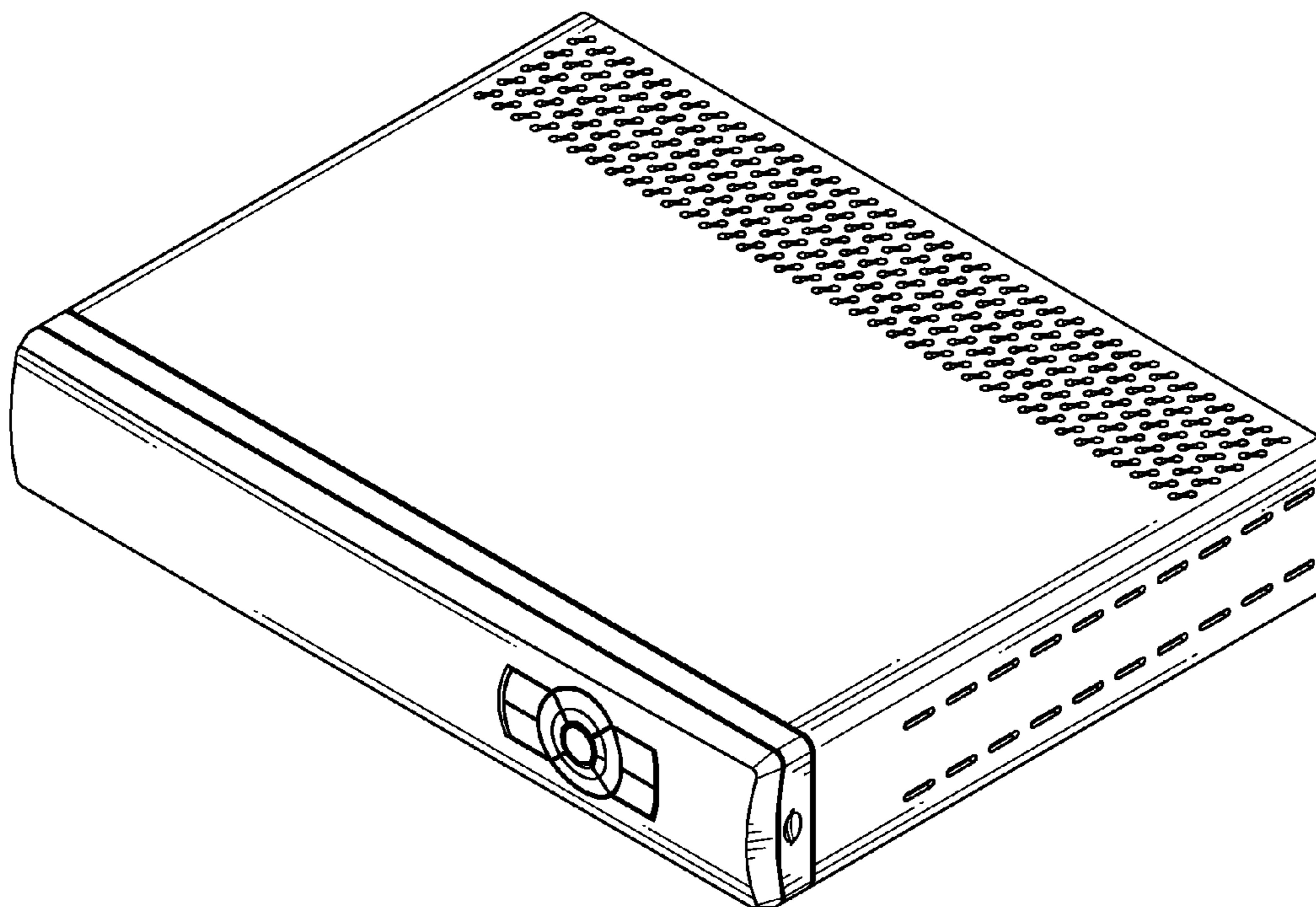
FIG. 4 is a left side elevational view thereof;

FIG. 5 is a right side elevational view thereof;

FIG. 6 is a top plan view thereof; and,

FIG. 7 is a bottom plan view thereof.

**1 Claim, 7 Drawing Sheets**



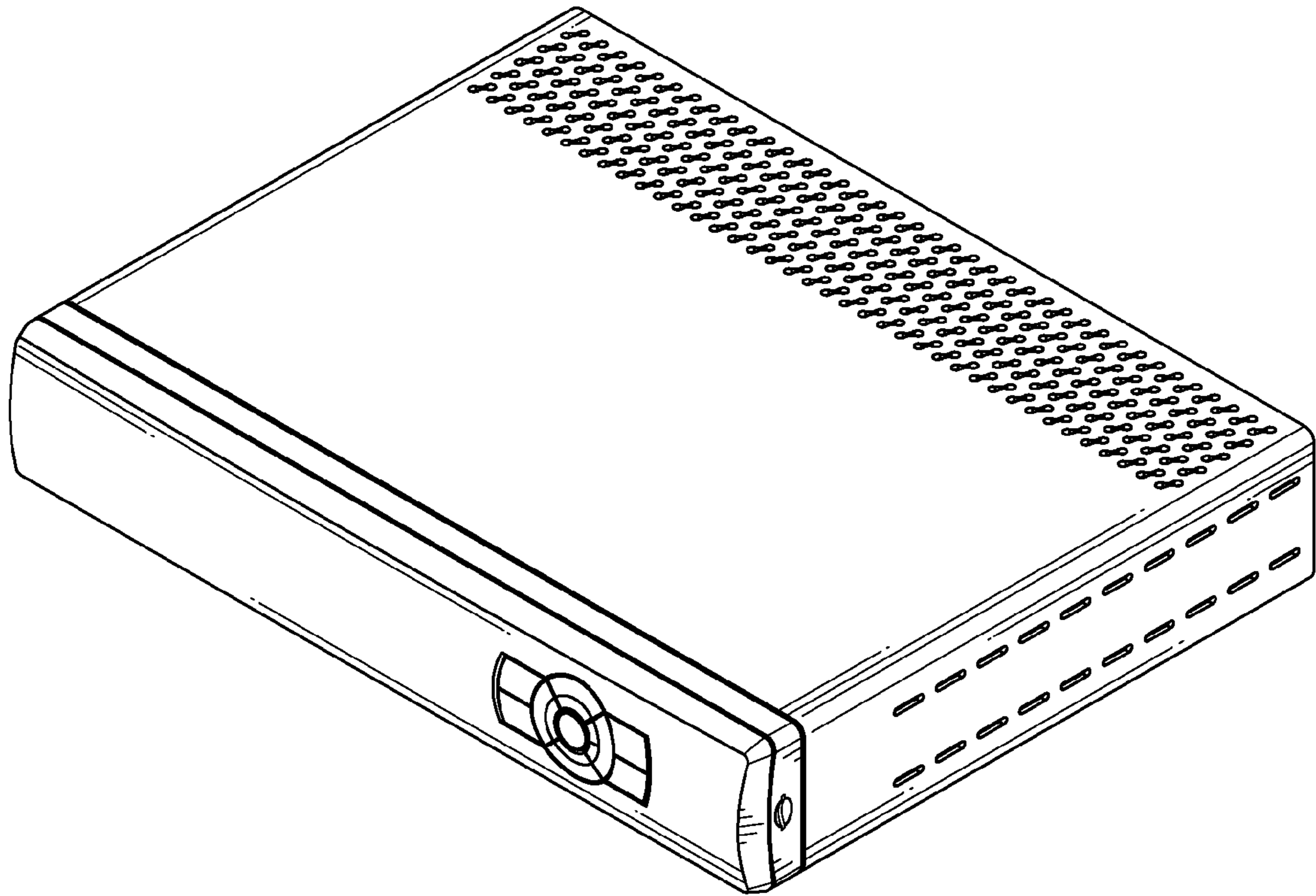


FIG. 1




FIG. 2



FIG. 3

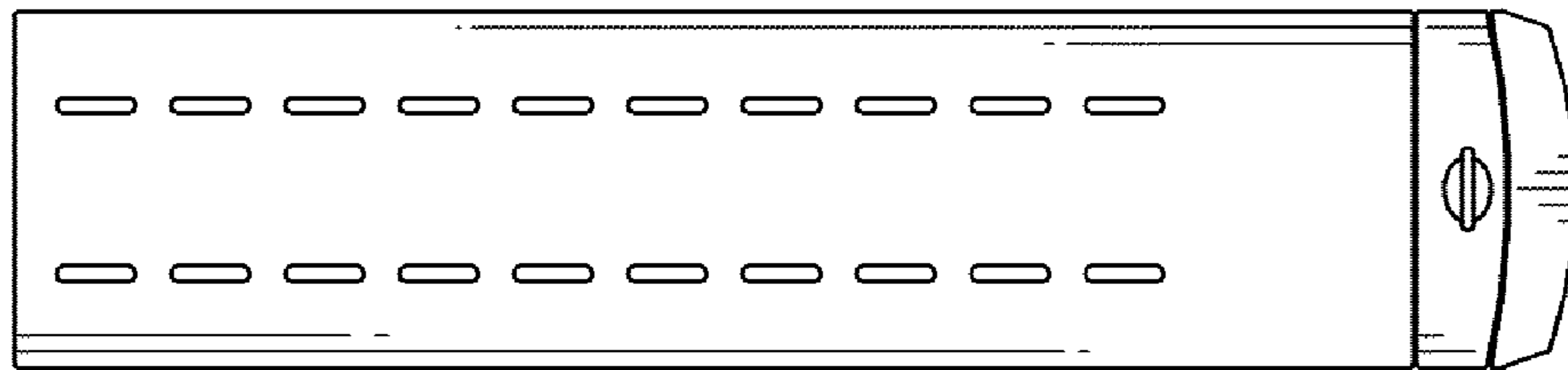


FIG. 4

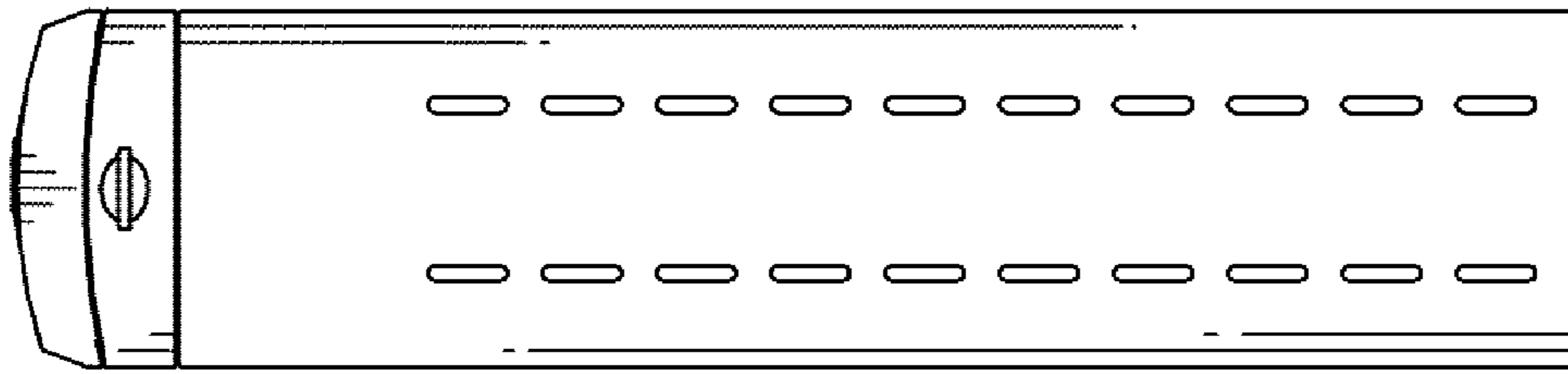


FIG. 5



FIG. 6




FIG. 7