



US00D613683S

(12) **United States Design Patent**  
**Baxter et al.**

(10) **Patent No.:** **US D613,683 S**  
(45) **Date of Patent:** **\*\* Apr. 13, 2010**

(54) **ELECTRIC VEHICLE CHARGING STATION**

D517,011 S \* 3/2006 Burke ..... D13/139.5  
D534,869 S \* 1/2007 Stekelenburg ..... D13/139.1  
D597,937 S \* 8/2009 Haw et al. .... D13/107

(75) Inventors: **David Baxter**, Monte Sereno, CA (US);  
**Richard Lowenthal**, Cupertino, CA  
(US); **Peter Muller**, Woodside, CA  
(US); **Brian Costello**, Santa Cruz, CA  
(US); **Milton Tormey**, Los Altos, CA  
(US); **Rodney Laird**, Campbell, CA  
(US); **Praveen Mandal**, Los Altos Hills,  
CA (US); **Harjinder Bhade**, San Jose,  
CA (US)

FOREIGN PATENT DOCUMENTS

CH 133540 2/2007

OTHER PUBLICATIONS

Elektrobay Technical Specifications, Elektromotive Ltd., the Sussex  
Innovation Centre, United Kingdom, 2008, 1 page.

(73) Assignee: **Coulomb Technologies, Inc.**, Campbell,  
CA (US)

\* cited by examiner

*Primary Examiner*—Rosemary K Tarcza

(\*\*) Term: **14 Years**

(74) *Attorney, Agent, or Firm*—Blakely, Sokoloff, Taylor &  
Zafman LLP

(21) Appl. No.: **29/340,435**

(57) **CLAIM**

(22) Filed: **Jul. 17, 2009**

The ornamental design for an electric vehicle charging sta-  
tion, as shown and described.

(51) **LOC (9) Cl.** ..... **13-02**

(52) **U.S. Cl.** ..... **D13/107**

(58) **Field of Classification Search** ..... D13/102,  
D13/107–110, 139.5, 118–119, 184; D14/251,  
D14/253, 432, 434; 320/107–115  
See application file for complete search history.

**DESCRIPTION**

FIG. 1 shows a perspective view of an electric vehicle charg-  
ing station;

FIG. 2 shows a front view of the electric vehicle charging  
station of FIG. 1;

FIG. 3 shows a back view of the electric vehicle charging  
station of FIG. 1;

FIG. 4 shows a right view of the electric vehicle charging  
station of FIG. 1;

FIG. 5 shows a top view of the electric vehicle charging  
station of FIG. 1; and,


FIG. 6 shows a bottom view of the electric vehicle charging  
station of FIG. 1.

(56) **References Cited**

U.S. PATENT DOCUMENTS

3,418,552 A \* 12/1968 Holmes ..... 320/108  
D237,718 S \* 11/1975 Bozich ..... D13/139.5  
4,158,102 A \* 6/1979 Bright ..... 174/37  
D270,831 S \* 10/1983 Jensen ..... D13/139.5  
D290,599 S \* 6/1987 Wyatt ..... D13/139.5  
D299,821 S \* 2/1989 Dively ..... D13/139.5  
D314,182 S \* 1/1991 Moerman ..... D13/152  
D354,739 S \* 1/1995 Durham et al. .... D13/184  
5,461,299 A \* 10/1995 Bruni ..... 320/108  
D434,001 S \* 11/2000 Sayger ..... D13/139.5

**1 Claim, 5 Drawing Sheets**






FIG. 1

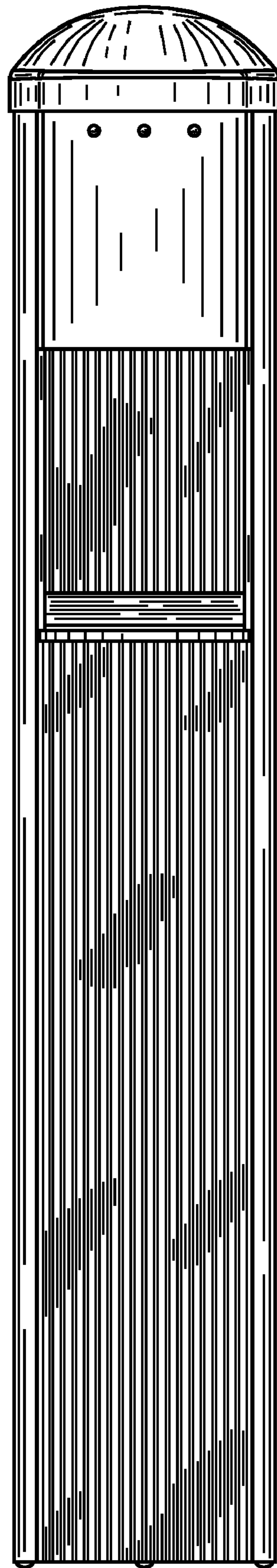


FIG. 2




FIG. 3




FIG. 4




FIG. 5

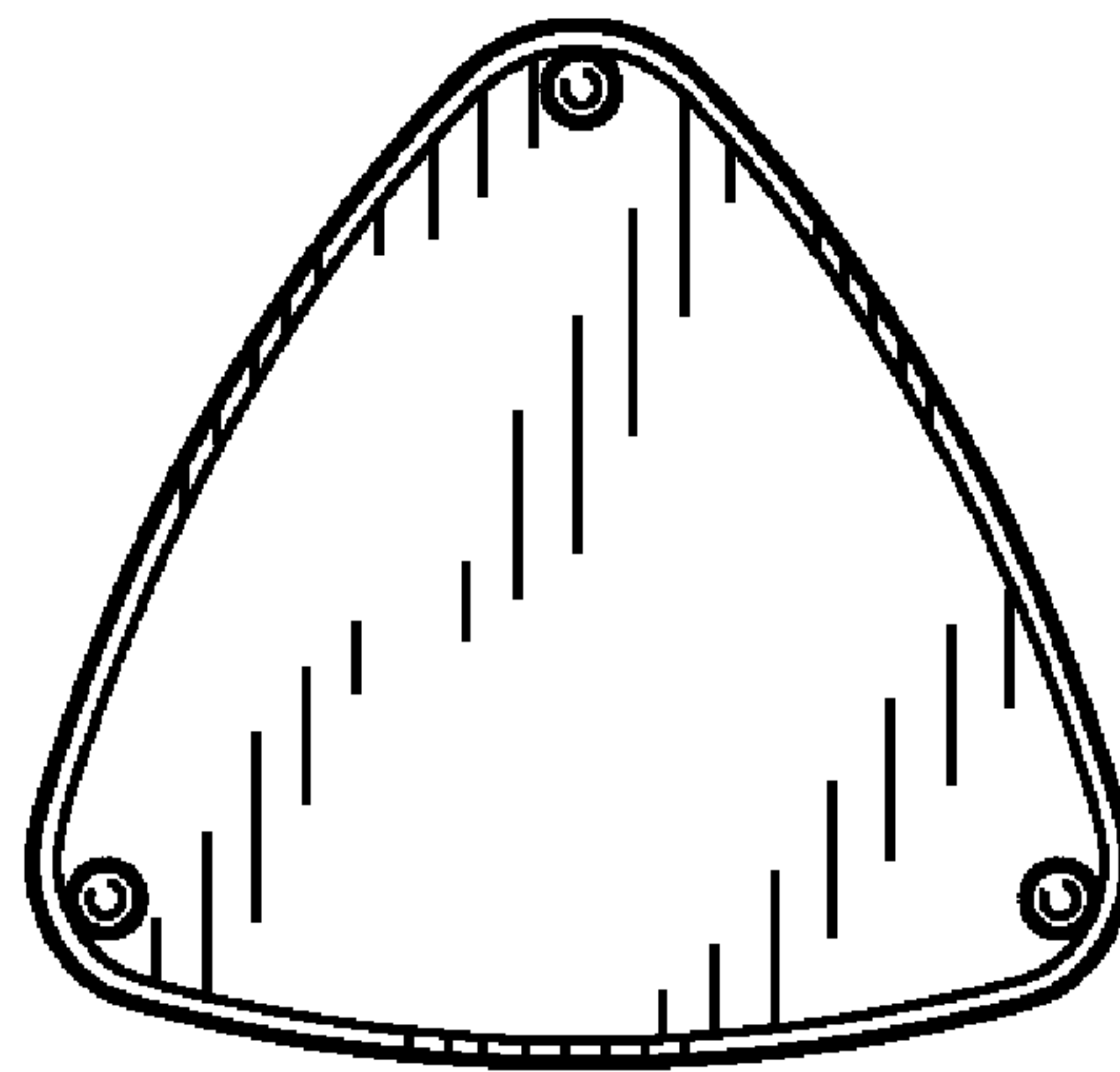


FIG. 6