



US00D613680S

(12) **United States Design Patent**  
**Dixon et al.**

(10) **Patent No.:** **US D613,680 S**

(45) **Date of Patent:** **\*\* Apr. 13, 2010**

(54) **TIRE**

D455,709 S 4/2002 Dixon et al. .... D12/588  
D456,769 S 5/2002 Dixon et al. .... D12/600

(75) Inventors: **Max Harold Dixon**, Kent, OH (US);  
**Chad Edward Melvin**, Akron, OH  
(US); **Richard Alan Thomas**, Hartville,  
OH (US)

(Continued)

(73) Assignee: **The Goodyear Tire & Rubber  
Company**, Akron, OH (US)

*Primary Examiner*—Stacia Cadmus  
(74) *Attorney, Agent, or Firm*—Richard B. O’Planick

(\*\*) Term: **14 Years**

(57) **CLAIM**

(21) Appl. No.: **29/344,612**

The ornamental Design for a tire, as shown and described.

(22) Filed: **Oct. 1, 2009**

**DESCRIPTION**

(51) **LOC (9) Cl.** ..... **12-15**

(52) **U.S. Cl.** ..... **D12/588; D12/900**

(58) **Field of Classification Search** ..... D12/568–603,  
D12/551–556, 900–901; 152/209.1, 209.8–209.19,  
152/209.25–209.28, DIG. 3  
See application file for complete search history.

FIG. 1 is a perspective view of a tire showing our new design,  
it being understood that the pattern repeats uniformly  
throughout the circumference of the tread;

FIG. 2 is a front elevational view thereof;

FIG. 3 is a right side elevational view thereof the opposite side  
elevational view being identical thereto;

FIG. 4 is an enlarged fragmentary front elevational view  
thereof;

FIG. 5 is a perspective view of a second embodiment of a tire  
showing our new design, it being understood that the pattern  
repeats uniformly throughout the circumference of the tread  
and that the opposite side view is identical thereto; and,

FIG. 6 is a front elevational view of a second embodiment, it  
being understood that an enlarged fragmentary view thereof  
would be substantially identical to that shown in FIG. 4, with  
the exception of the inclusion of the sidewall in solid lines.

In the drawings, the broken lines showing of the sidewall,  
inner bead and the peripheral boundary between the tire tread  
and the sidewall in FIGS. 1 through 4 depict environmental  
subject matter and form no part of the claimed design.

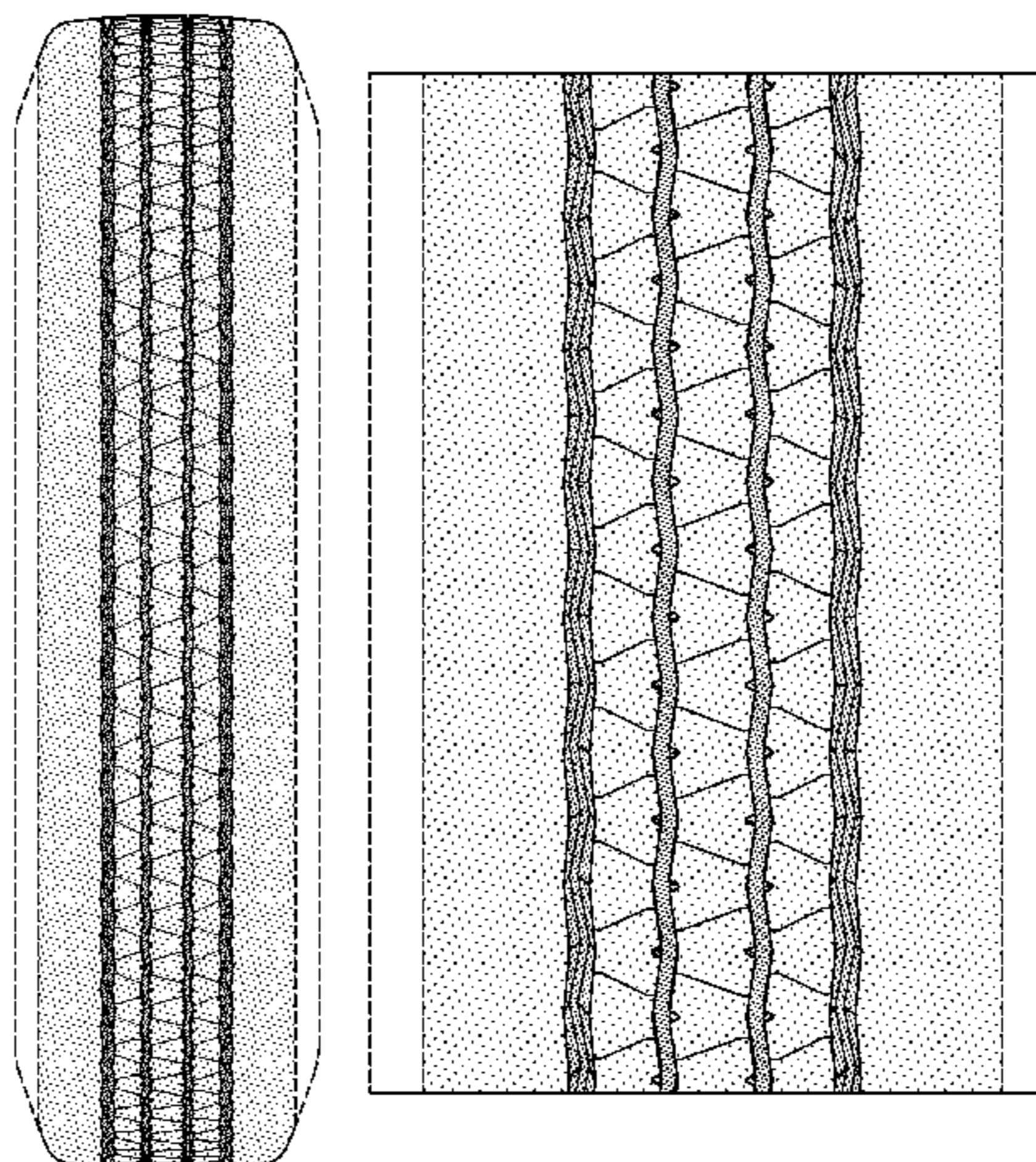
The dark stippled surface shading represents the recessed  
portion of the tread grooves having a depth as best shown in  
FIG. 2.

**1 Claim, 6 Drawing Sheets**

(56) **References Cited**

U.S. PATENT DOCUMENTS

D261,492 S	*	10/1981	Remy	.....	D12/587
D295,733 S	*	5/1988	Adam et al.	.....	D12/588
D370,439 S		6/1996	Feider et al.	.....	D12/141
D380,995 S	*	7/1997	Grosskopf	.....	D12/588
D382,235 S	*	8/1997	Nelson	.....	D12/588
D384,313 S		9/1997	Harden, Jr.	.....	D12/147
D385,234 S		10/1997	Young	.....	D12/141
D385,235 S		10/1997	Young	.....	D12/141
D387,310 S	*	12/1997	Scheuren et al.	.....	D12/588
D388,370 S		12/1997	Young et al.	.....	D12/146
D389,107 S		1/1998	Young	.....	D12/147
D394,029 S	*	5/1998	Gillard et al.	.....	D12/588
D397,647 S		9/1998	Young	.....	D12/146
D414,446 S	*	9/1999	Kemp, Jr.	.....	D12/588
D414,725 S	*	10/1999	Kemp, Jr.	.....	D12/588
D416,216 S	*	11/1999	Zurita	.....	D12/588
D423,419 S	*	4/2000	Kemp et al.	.....	D12/553
D423,421 S		4/2000	Young	.....	D12/142
D451,860 S		12/2001	Schuster et al.	.....	D12/147
D455,120 S		4/2002	Dixon et al.	.....	D12/598



# US D613,680 S

Page 2

---

## U.S. PATENT DOCUMENTS

D459,696 S	7/2002	Robert et al. ....	D12/594	D555,081 S *	11/2007	Feider et al. ....	D12/588
D464,025 S	10/2002	Okamo .....	D12/588	D558,665 S *	1/2008	Suzuki .....	D12/588
D472,204 S	3/2003	Kemp, Jr. et al. ....	D12/588	D583,308 S	12/2008	Ludwig et al. ....	D12/588
D489,036 S	4/2004	Irimiya .....	D12/553	D583,309 S *	12/2008	Licht et al. ....	D12/588
D506,722 S	6/2005	Nonaka .....	D12/553	D591,224 S	4/2009	Ludwig et al. ....	D12/588
D517,471 S	3/2006	Robert .....	D12/600	D601,950 S *	10/2009	Pressley et al. ....	D12/588
D517,978 S	3/2006	Robert .....	D12/600	D604,230 S *	11/2009	Brown et al. ....	D12/588
D554,053 S *	10/2007	Feider et al. ....	D12/588	D605,108 S *	12/2009	Brown et al. ....	D12/588

\* cited by examiner

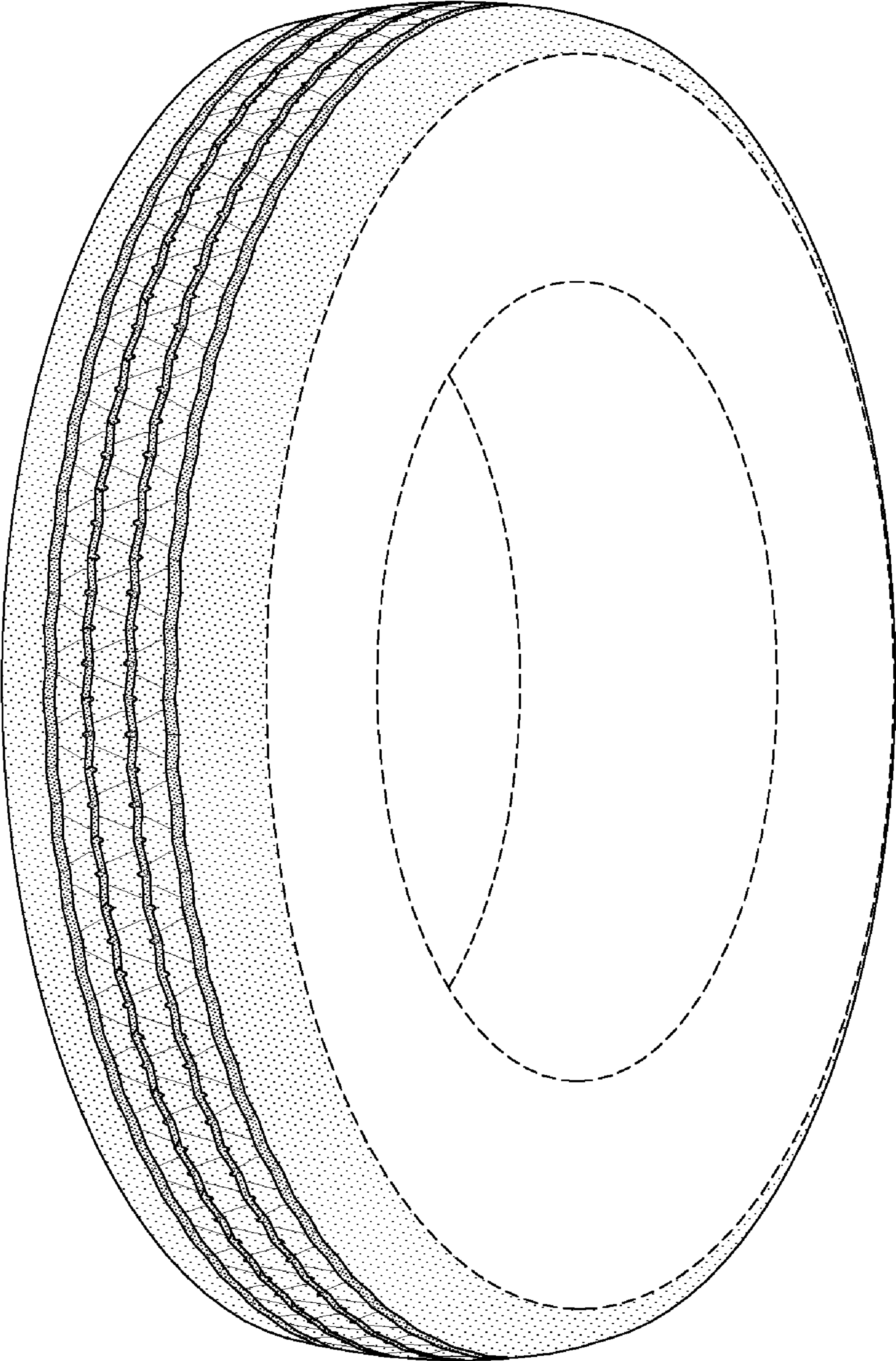


FIG-1

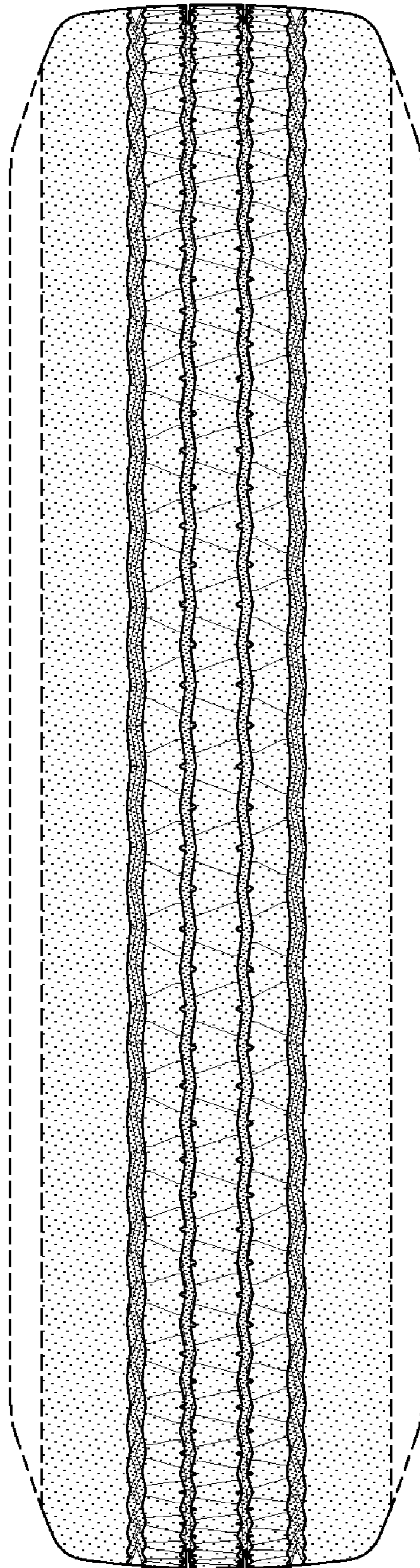


FIG-2

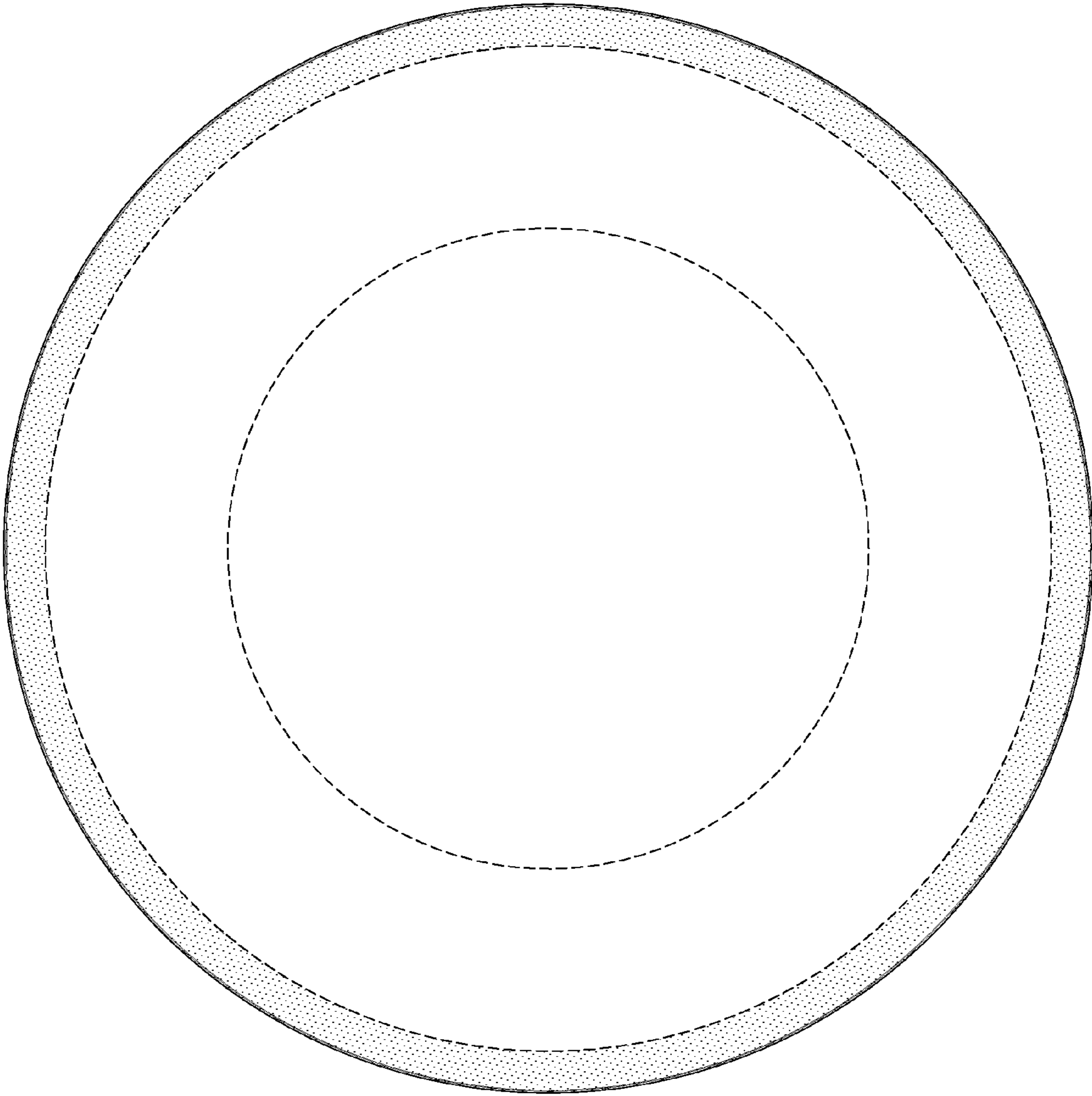


FIG-3

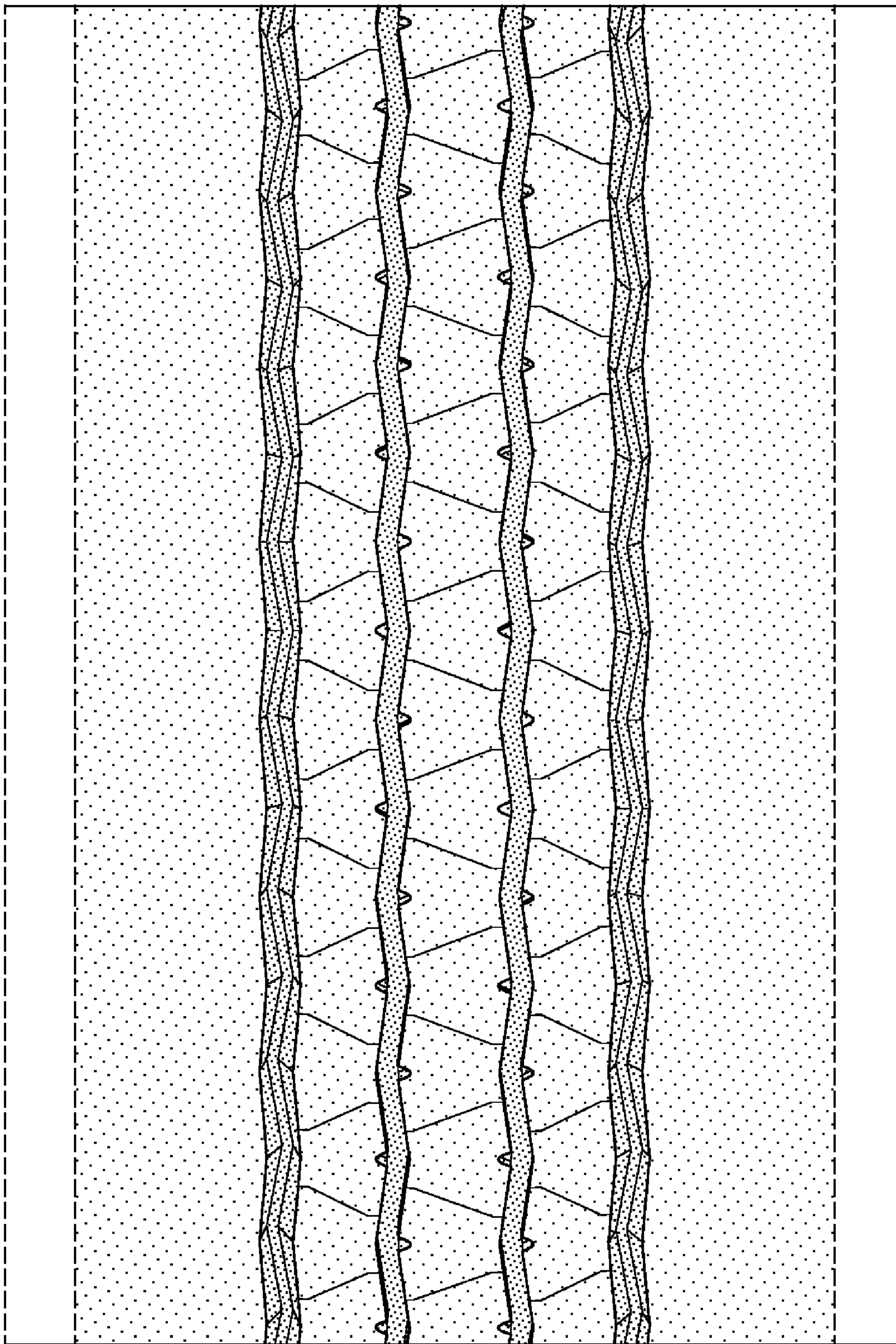


FIG-4

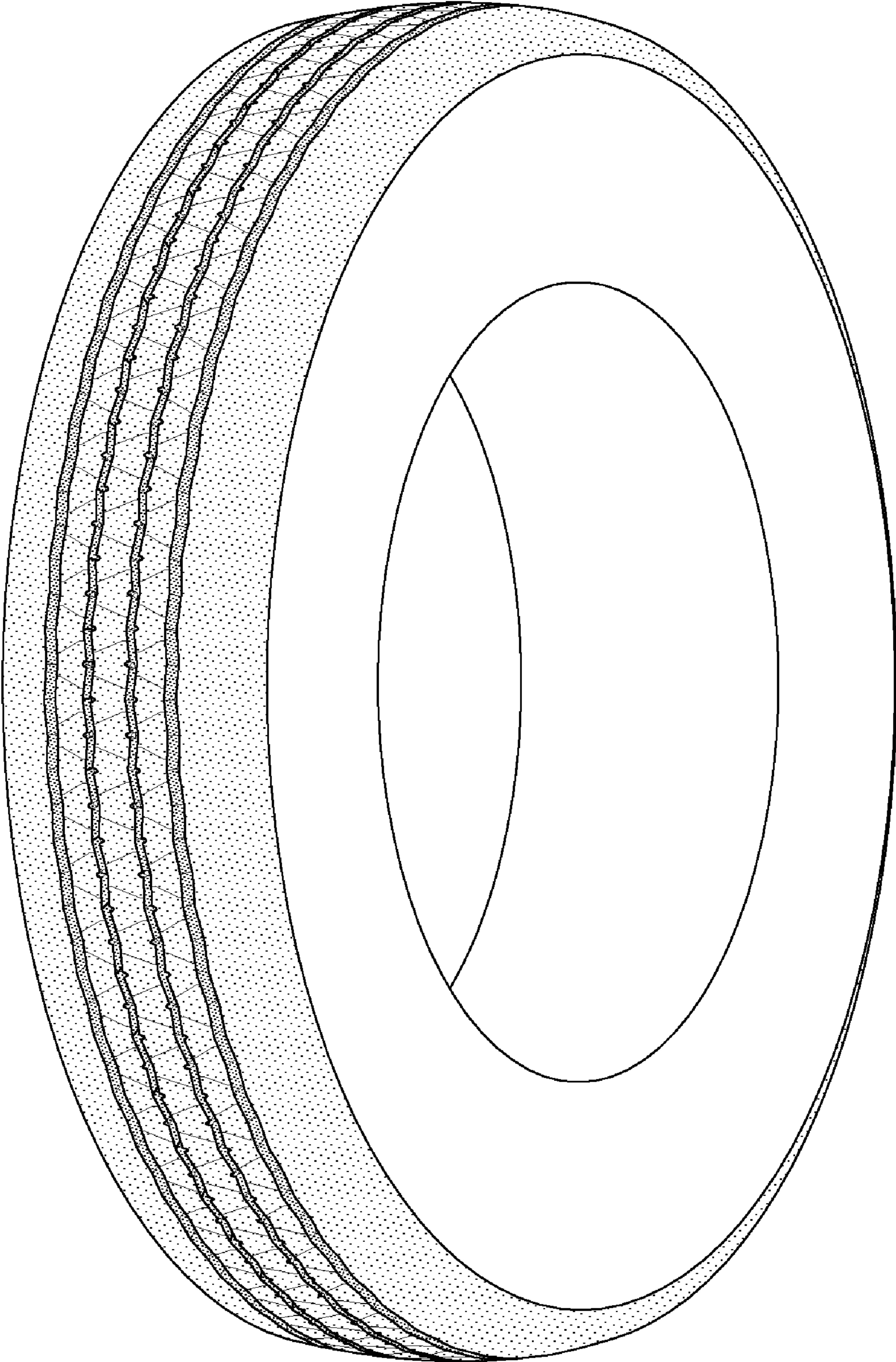


FIG-5

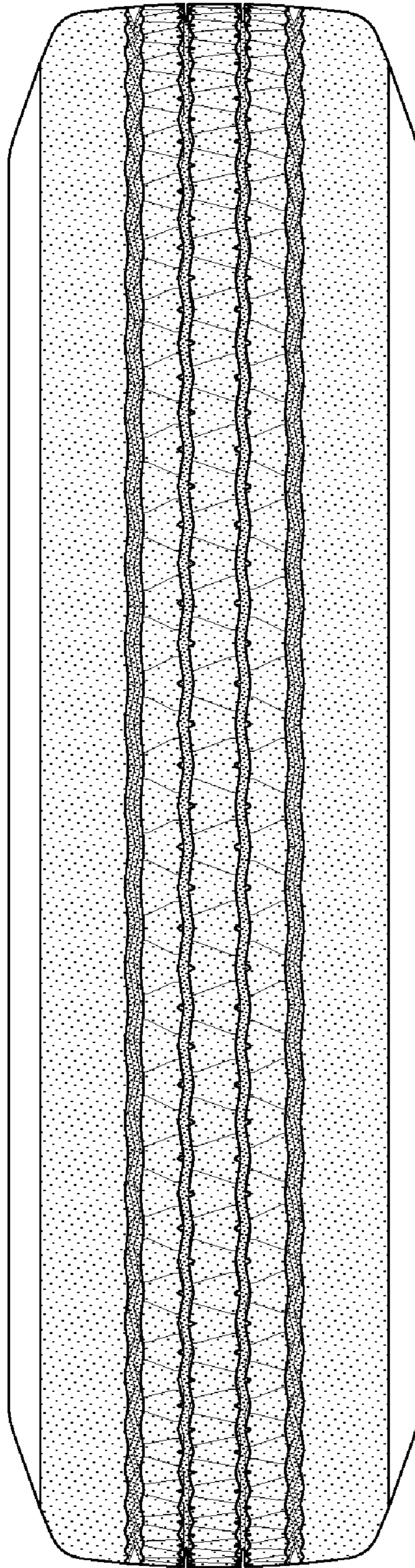


FIG-6