



US00D613670S

(12) **United States Design Patent**  
**Tsai**

(10) **Patent No.:** **US D613,670 S**

(45) **Date of Patent:** **\*\* Apr. 13, 2010**

(54) **WHEEL RETAINING UNIT**

(76) Inventor: **David Tsai**, No. 113-9, Gin-Chen Road,  
Chang Hua City, Chang Hua Hsien (TW)

(\*\*) Term: **14 Years**

(21) Appl. No.: **29/334,476**

(22) Filed: **Mar. 27, 2009**

(51) **LOC (9) Cl.** ..... **12-11**

(52) **U.S. Cl.** ..... **D12/408**

(58) **Field of Classification Search** ..... D12/115,  
D12/120, 114, 408; 211/5, 17-22; 224/509,  
224/419, 441, 442, 447, 511-521, 42.12,  
224/42.15, 42.21, 412, 413, 522, 545, 567,  
224/42.11, 924; 280/293; 248/176.1, 309.1  
See application file for complete search history.

(56) **References Cited**

**U.S. PATENT DOCUMENTS**

3,355,028 A \* 11/1967 Mork ..... 211/21  
6,047,869 A \* 4/2000 Chiu ..... 224/314  
6,732,984 B2 \* 5/2004 Tsai ..... 248/125.1  
7,240,816 B2 \* 7/2007 Tsai ..... 224/501

\* cited by examiner

*Primary Examiner*—Susan Moon Lee

*Assistant Examiner*—Linda G. Brooks

(74) *Attorney, Agent, or Firm*—Banger Shia

(57) **CLAIM**

The ornamental design for a wheel retaining unit, as shown and described.

**DESCRIPTION**

FIG. 1 is a perspective view of a wheel retaining unit showing my new design;

FIG. 2 is a front view thereof; the opposite side being a mirror image of the shown;

FIG. 3 is a left view thereof;

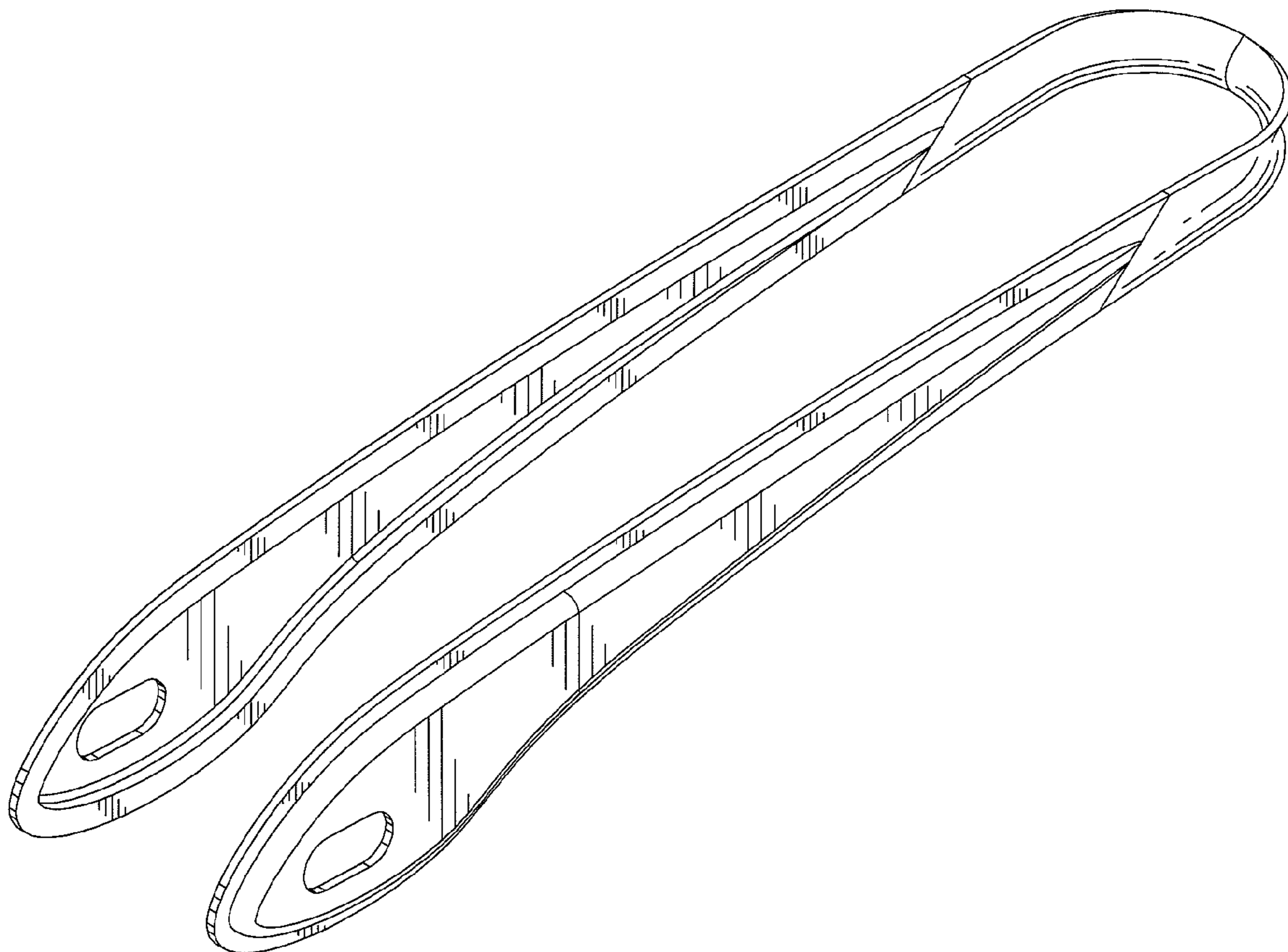
FIG. 4 is a right view thereof;

FIG. 5 is a top view thereof;

FIG. 6 is a bottom view thereof; and,

FIG. 7 is a perspective view illustrating the wheel retaining unit in position of use, and also illustrating environmental structure and other wheel retaining units in broken lines that form no part of the claimed design.

**1 Claim, 4 Drawing Sheets**



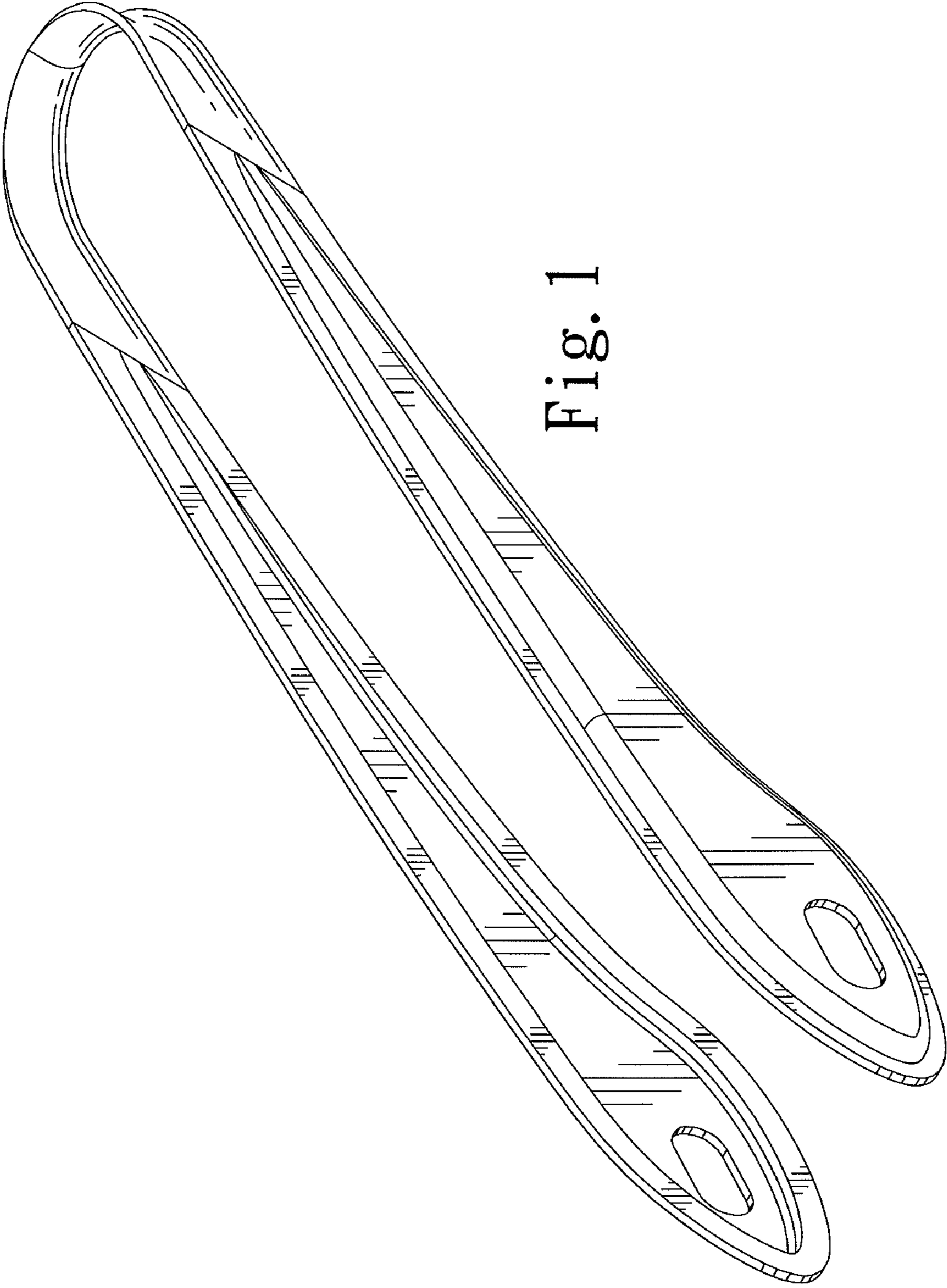


Fig. 1

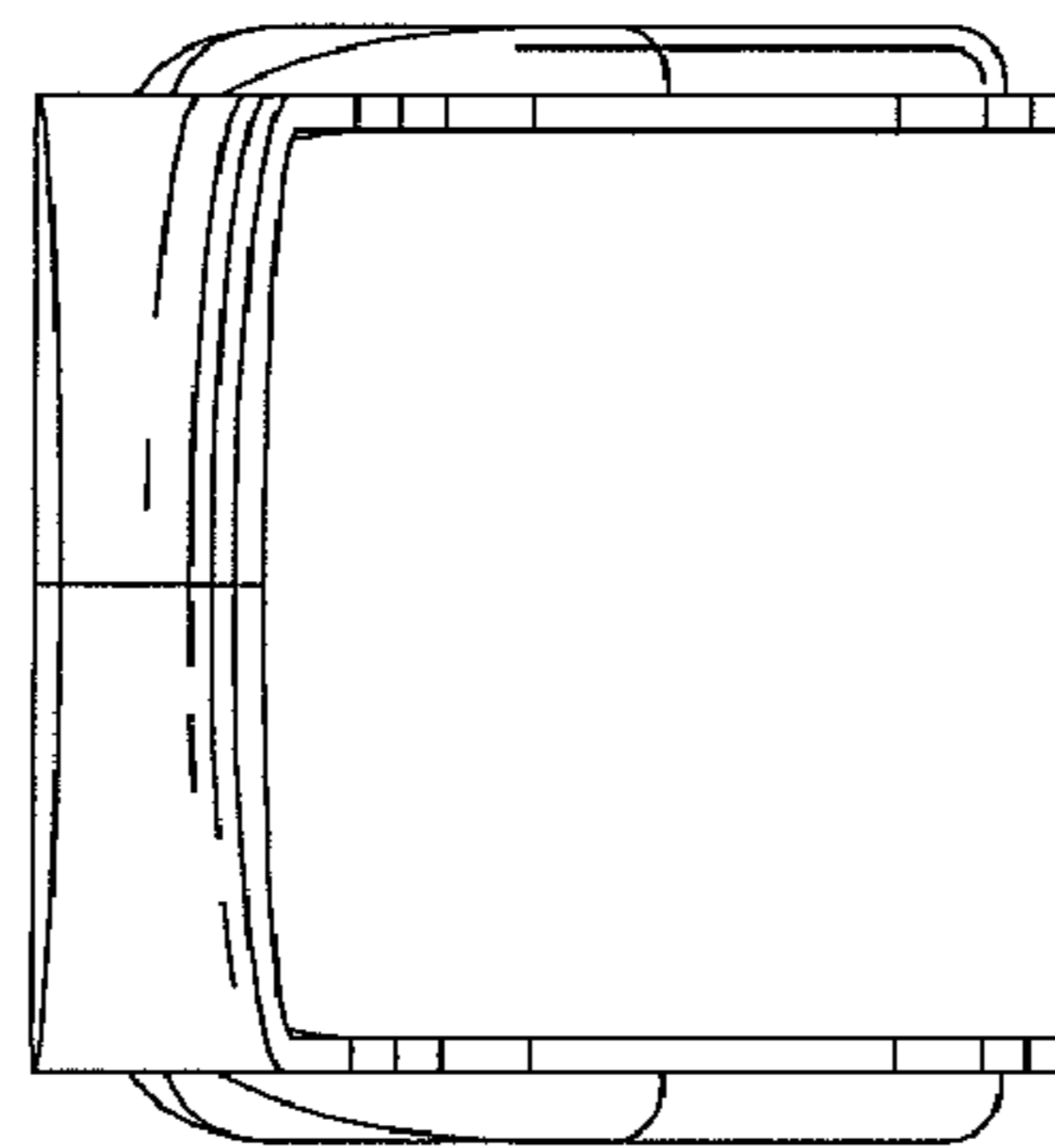
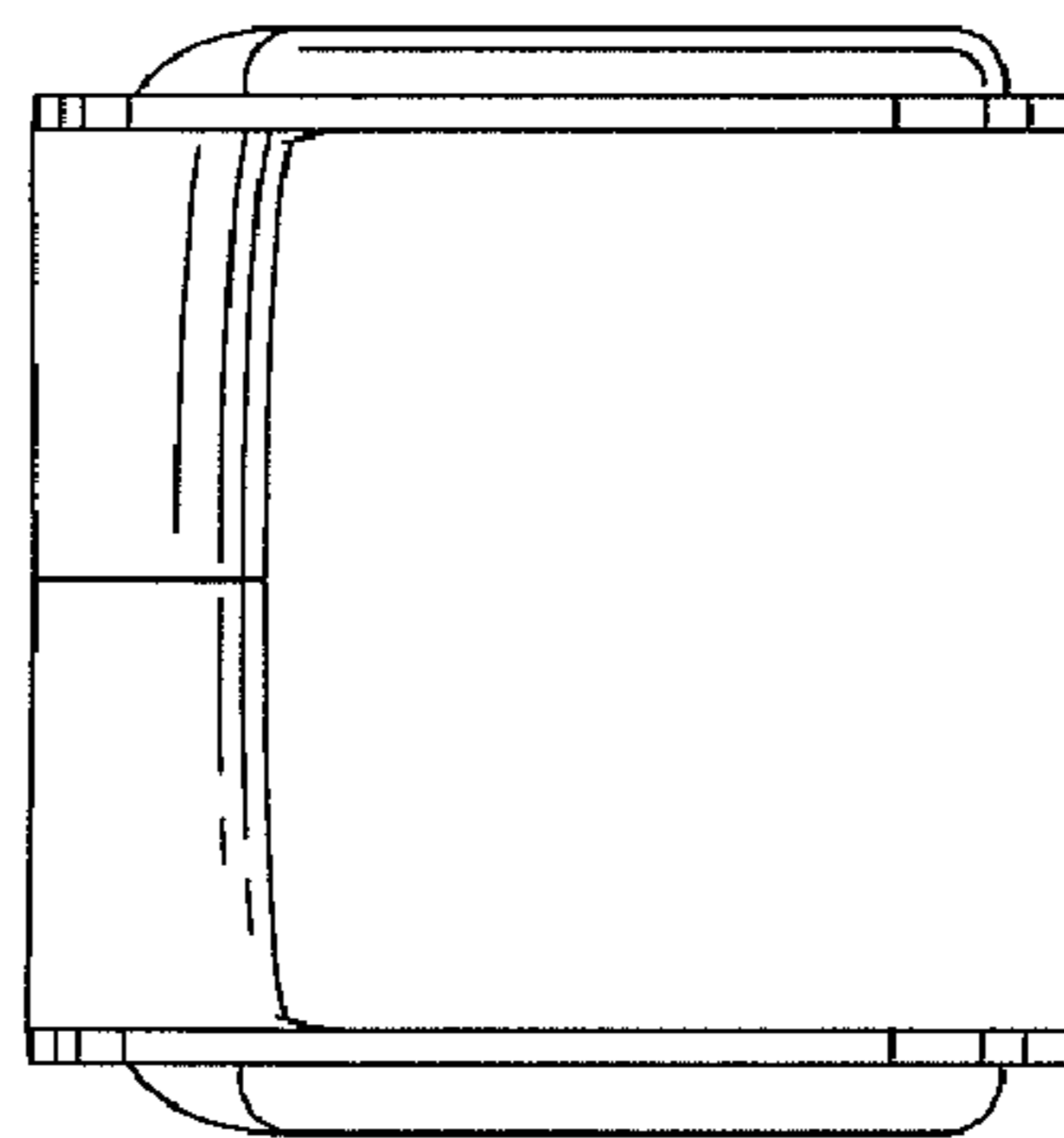
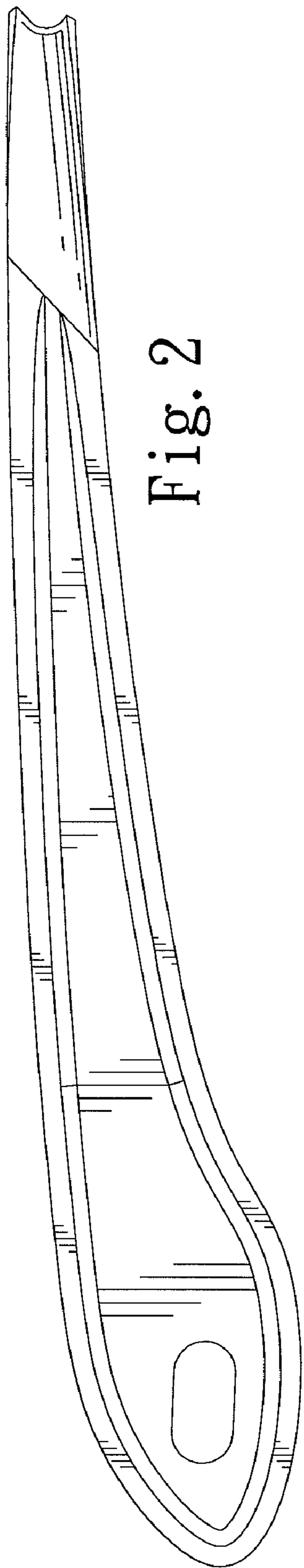


Fig. 4




Fig. 5





Fig. 6





**FIG 7**