



US00D613650S

(12) **United States Design Patent**
Tamatani et al.

(10) **Patent No.:** **US D613,650 S**
(45) **Date of Patent:** **** Apr. 13, 2010**

(54) **BUMPER FOR MOTOR VEHICLE**
(75) Inventors: **Akira Tamatani**, Hiroshima (JP);
Takeshi Fujii, Hiroshima (JP);
Masahiro Kagekata, Hiroshima (JP)

D600,174 S * 9/2009 Nagafuchi D12/169
D600,607 S * 9/2009 Lamm D12/169
D605,096 S * 12/2009 Mueller D12/169

(73) Assignee: **Mazda Motor Corporation** (JP)

FOREIGN PATENT DOCUMENTS
JP D1343305 11/2008
JP D1343328 11/2008

(**) Term: **14 Years**

OTHER PUBLICATIONS

(21) Appl. No.: **29/347,111**

Iwao Koizumi et al.; OHIM Publication No. 001107841-0001; Apr. 15, 2009.

(22) Filed: **Sep. 24, 2009**

* cited by examiner

(51) **LOC (9) Cl.** **12-16**

Primary Examiner—Melody N Brown

(52) **U.S. Cl.** **D12/169**

(74) *Attorney, Agent, or Firm*—Studebaker & Brackett PC;
Donald R. Studebaker

(58) **Field of Classification Search** D12/169,
D12/196, 90–92, 86, 181, 191, 400; 293/102,
293/113, 115, 117, 120; 296/180.1–180.5,
296/91; 280/727, 770, 848; 180/903
See application file for complete search history.

(57) **CLAIM**

The ornamental design for a bumper for motor vehicle, as shown and described.

(56) **References Cited**

DESCRIPTION

U.S. PATENT DOCUMENTS

D582,819 S * 12/2008 Miyazawa et al. D12/169
D586,270 S * 2/2009 Suga et al. D12/169
D586,705 S * 2/2009 Bauer et al. D12/169
D594,794 S * 6/2009 Nakajima D12/169
D595,192 S * 6/2009 Kurisu et al. D12/169
D595,193 S 6/2009 Kurisu et al.
D595,194 S * 6/2009 Kurisu et al. D12/169
D596,999 S * 7/2009 Nakamuta et al. D12/169
D598,337 S * 8/2009 Glachin D12/169

FIG. 1 is a perspective view of a bumper for motor vehicle;
FIG. 2 is a front view thereof;
FIG. 3 is a rear view thereof;
FIG. 4 is a left side view thereof, the opposite side being a mirror image of the side shown herein;
FIG. 5 is a top view thereof; and,
FIG. 6 is a bottom view thereof.

1 Claim, 4 Drawing Sheets

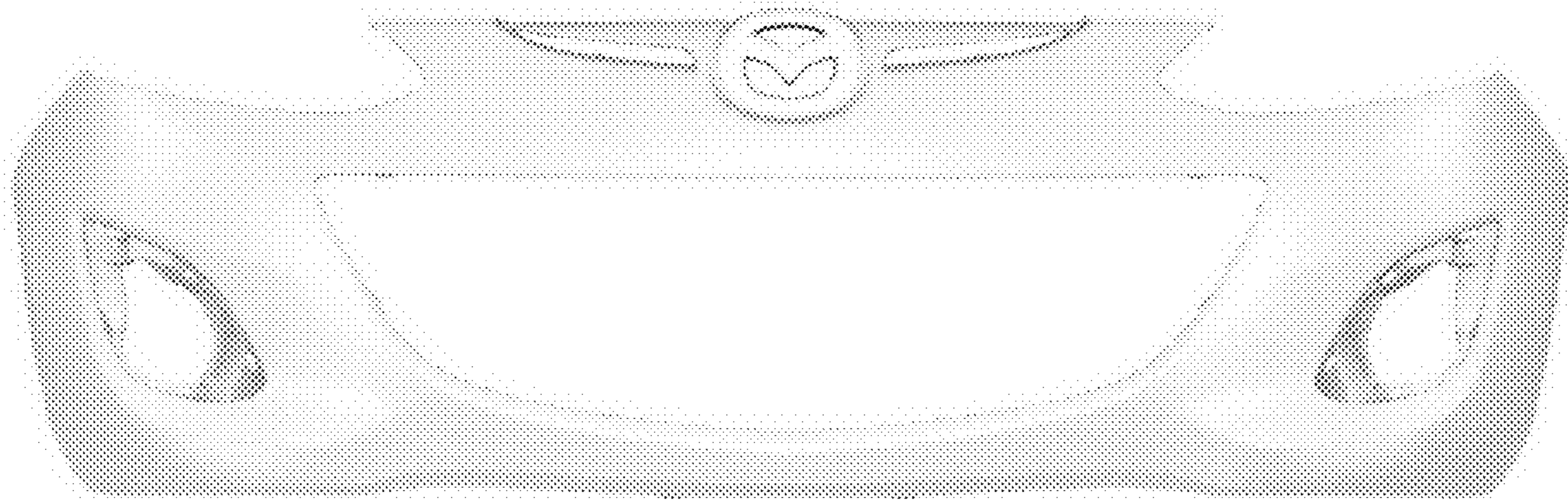




FIG.1

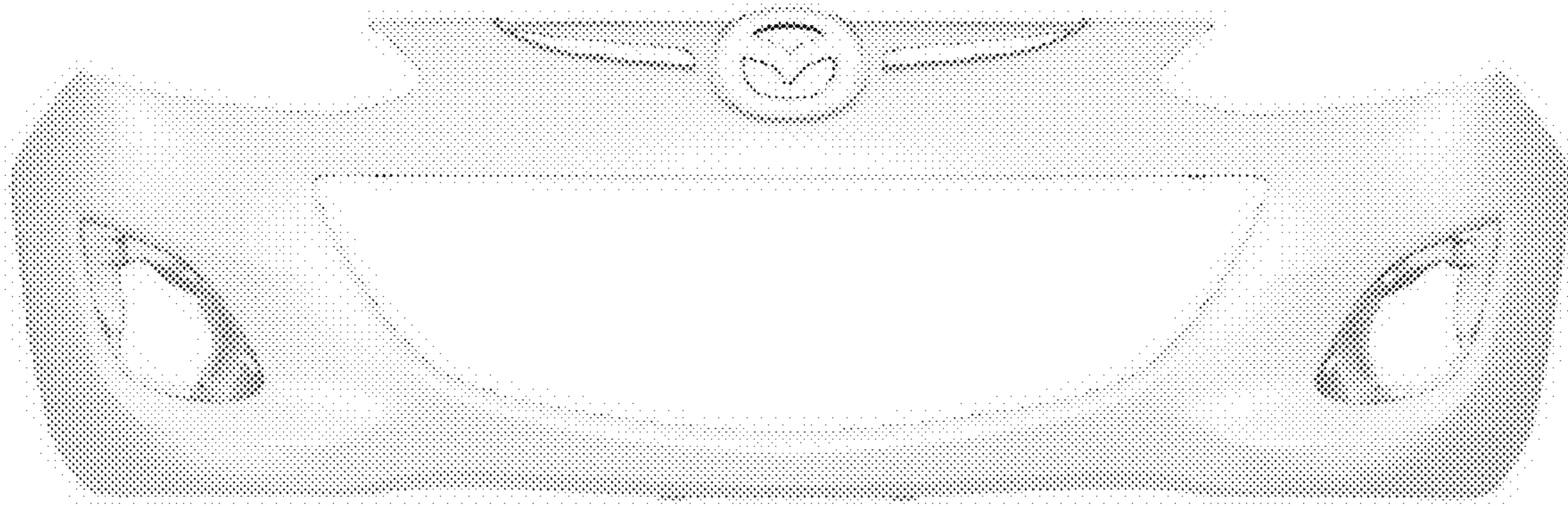


FIG. 2




FIG. 3



FIG.4

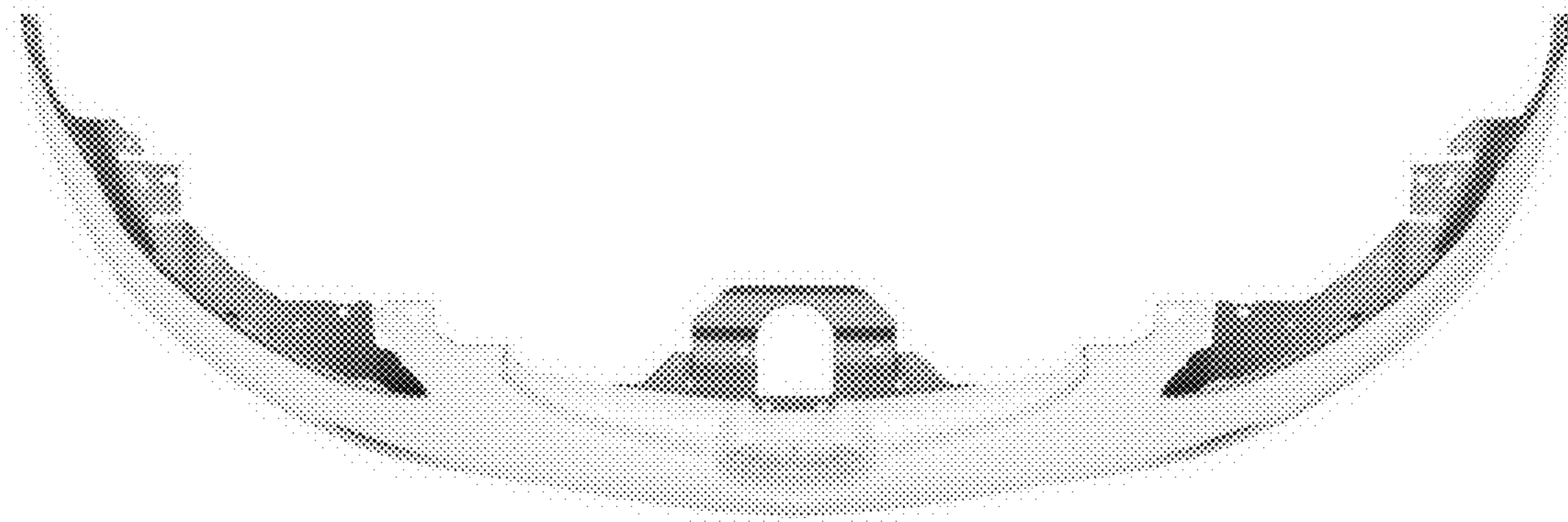


FIG. 5

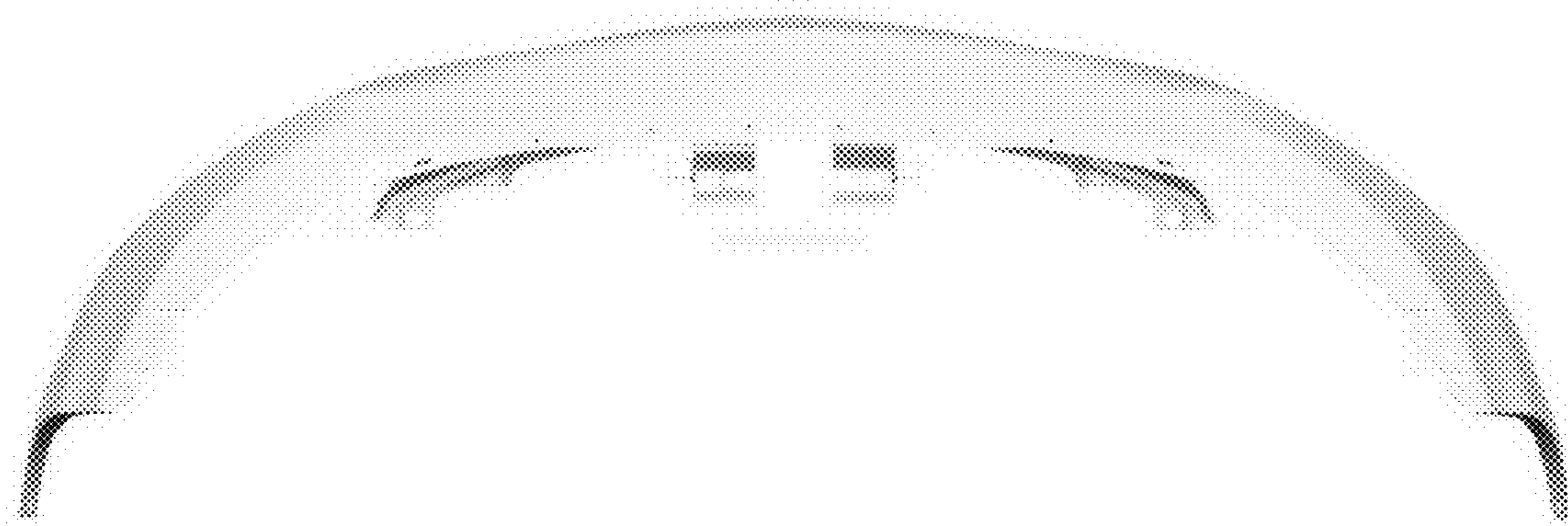


FIG. 6