



US00D613646S

(12) **United States Design Patent**  
**Schwartz et al.**

(10) **Patent No.:** **US D613,646 S**

(45) **Date of Patent:** **\*\* Apr. 13, 2010**

(54) **BICYCLE RACK**

D331,214 S \* 11/1992 Johnson ..... D12/408  
D465,369 S \* 11/2002 Moore ..... D6/546

(75) Inventors: **Elisabeth Schwartz**, Munich (DE);  
**Michael Waldron**, Munich (DE); **Sonja Schiefer**, Munich (DE)

\* cited by examiner

*Primary Examiner*—Philip S Hyder  
*Assistant Examiner*—Linda G. Brooks

(73) Assignee: **Landscape Forms, Inc.**, Kalamazoo, MI (US)

(74) *Attorney, Agent, or Firm*—Heslin Rothenberg Farley & Mesiti P.C.

(\*\*) Term: **14 Years**

(57) **CLAIM**

(21) Appl. No.: **29/335,535**

The ornamental design for the bicycle rack, as shown and described.

(22) Filed: **Apr. 17, 2009**

**DESCRIPTION**

(51) **LOC (9) Cl.** ..... **12-11**

This application is related to commonly assigned, concurrently filed applications Ser. No. 29/335,540, Ser. No. 29/335,542, and Ser. No. 29/335,543, now U.S. Pat. No. D602,271.

(52) **U.S. Cl.** ..... **D12/115**

(58) **Field of Classification Search** ..... D12/115,  
D12/120, 406–409, 412; 211/5, 17–22; 224/400,  
224/324, 42.11, 42.12, 412, 924; 248/176.1,  
248/309.1; 280/293; D14/230, 234–236  
See application file for complete search history.

FIG. 1 is an isometric view of the bicycle rack of the present design;

FIG. 2 is a front elevation view thereof, the rear elevation view being identical thereto;

FIG. 3 is a right side elevation view thereof, the left side elevation view being identical thereto; and,

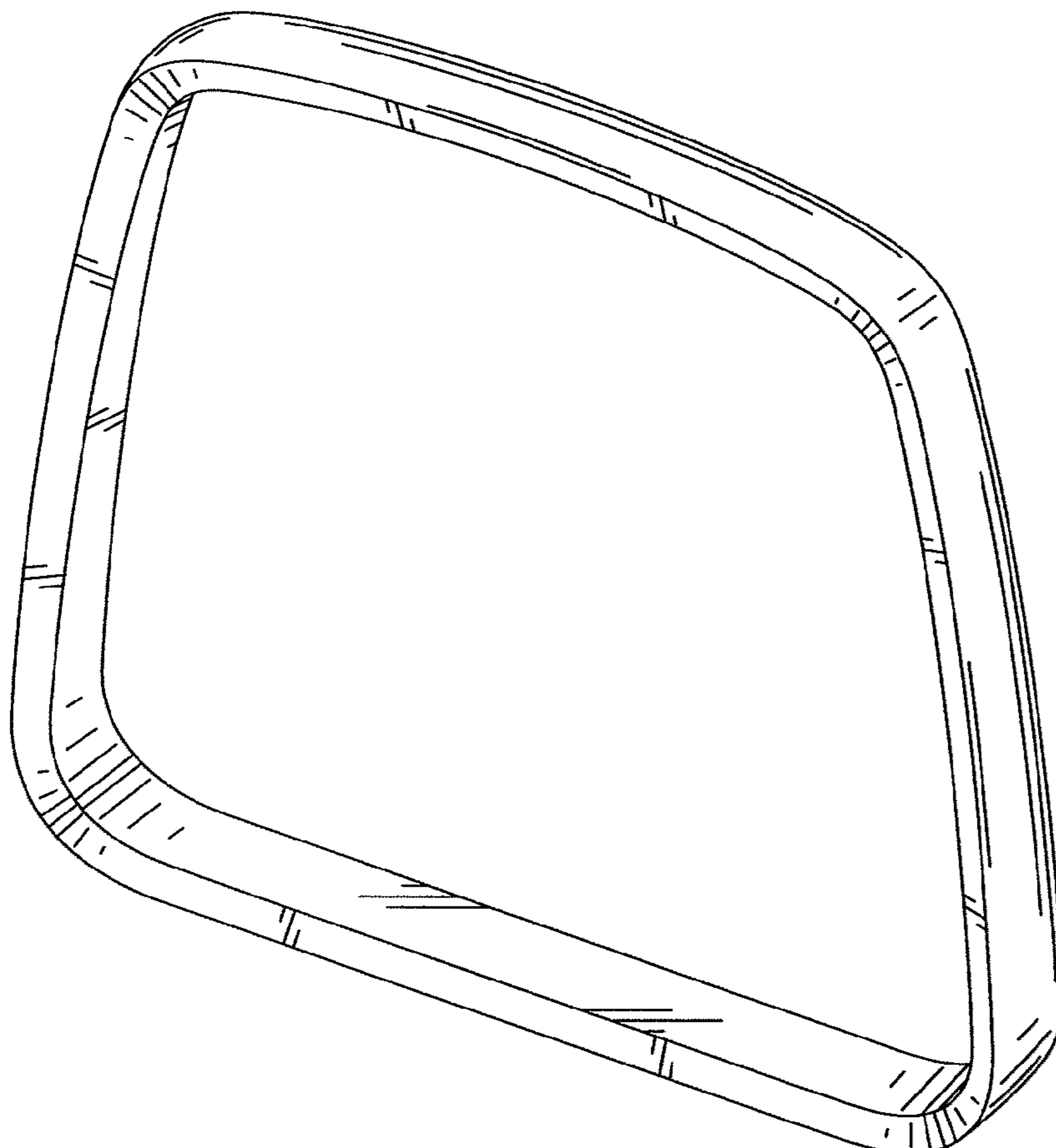
FIG. 4 is a top plan view thereof.

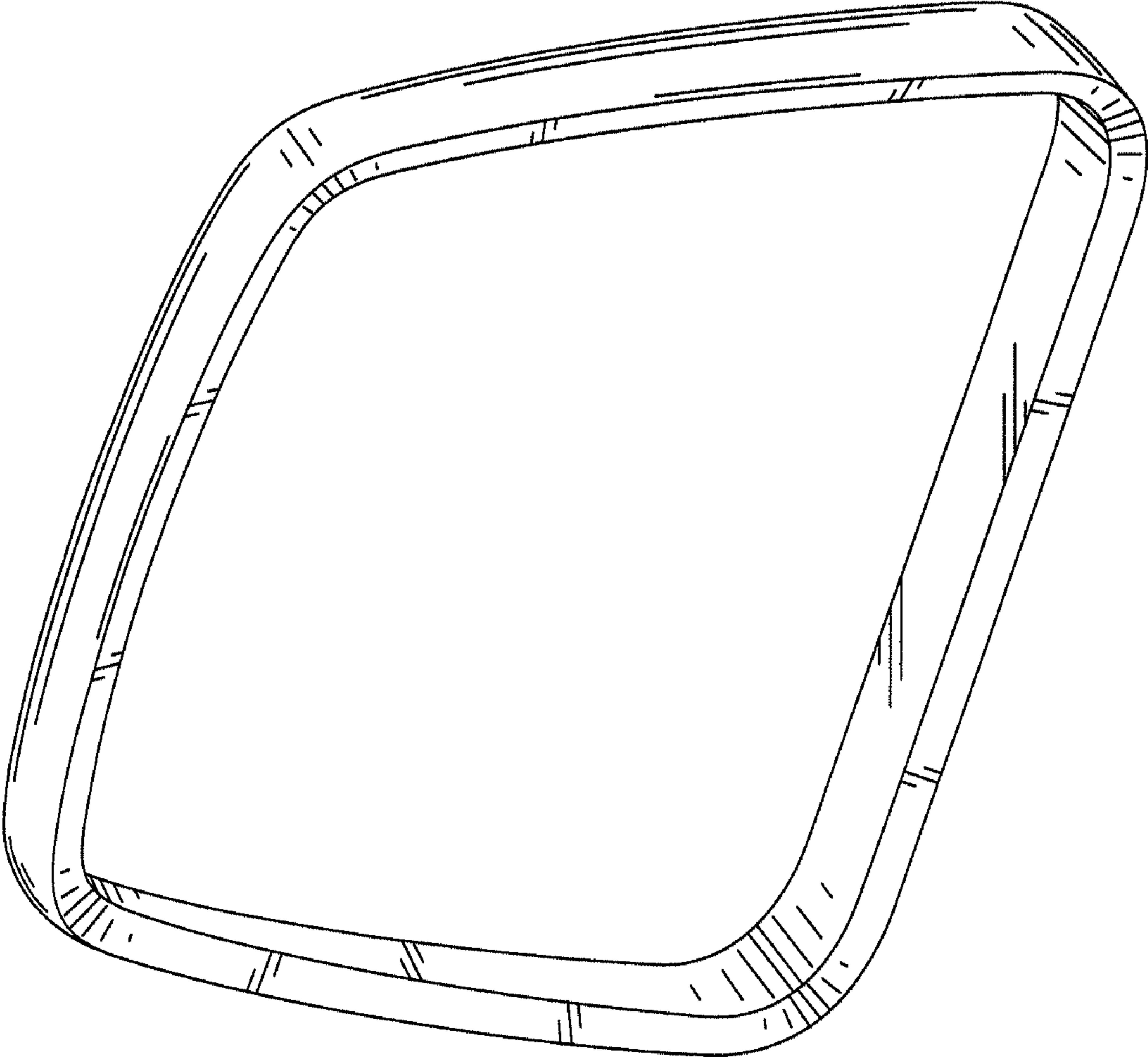
(56) **References Cited**

**U.S. PATENT DOCUMENTS**

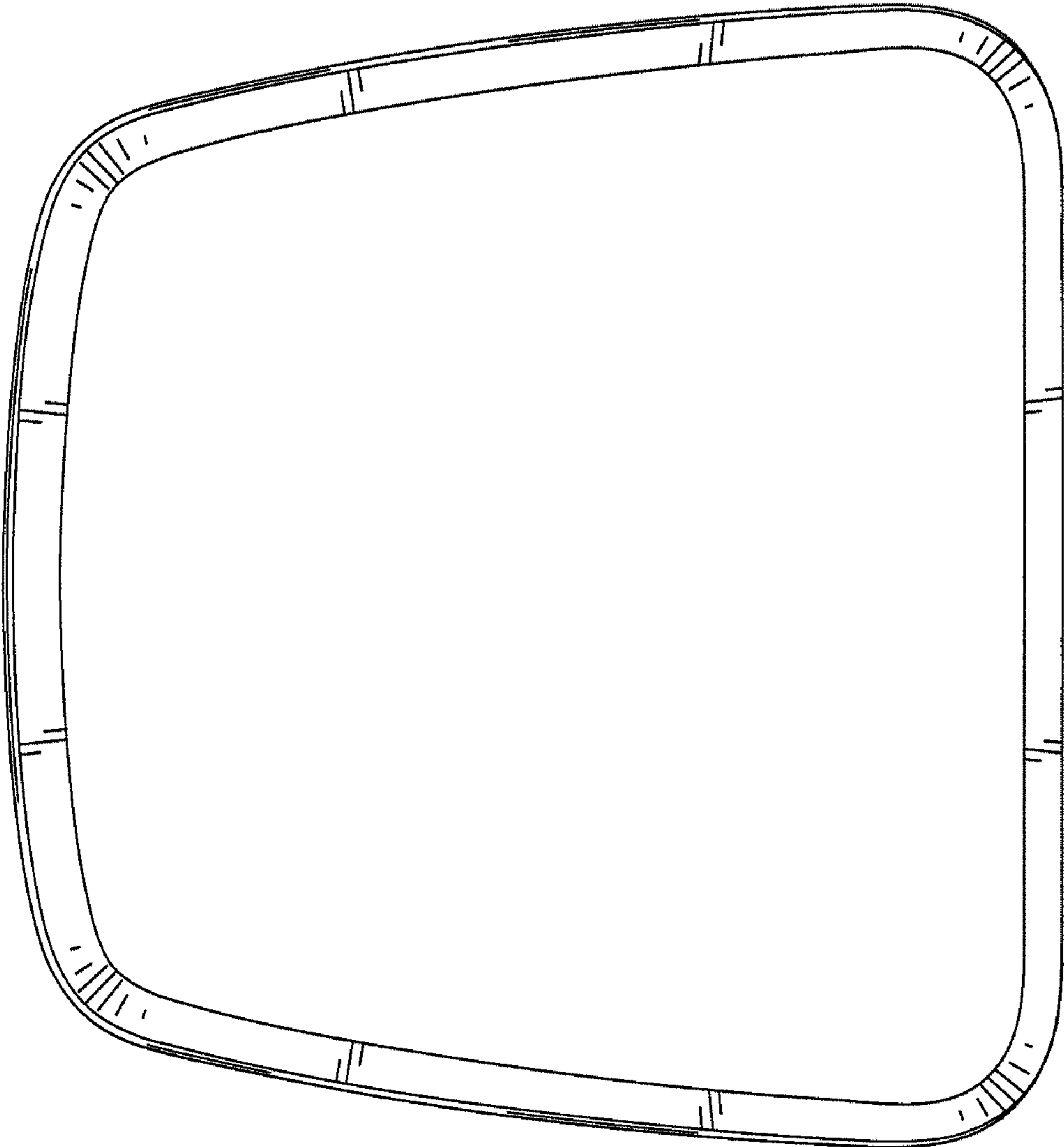
3,529,729 A \* 9/1970 Gappa ..... 211/20  
D229,398 S \* 11/1973 Shiwota ..... D12/408  
D233,513 S \* 11/1974 Corkill ..... D12/115

**1 Claim, 3 Drawing Sheets**






**FIG. 1**



**FIG. 2**



**FIG. 3**



**FIG. 4**