



US00D613645S

(12) **United States Design Patent**
Song et al.

(10) **Patent No.:** **US D613,645 S**
(45) **Date of Patent:** **** Apr. 13, 2010**

(54) **VEHICLE BODY**

D602,399 S * 10/2009 Sakae et al. D12/91

(75) Inventors: **In Ho Song**, Troy, MI (US); **Young Sun Kim**, Troy, MI (US); **Robert E. Boniface**, Bloomfield Hills, MI (US)

* cited by examiner

Primary Examiner—Melody N Brown
(74) *Attorney, Agent, or Firm*—Reising Ethington P.C.

(73) Assignee: **GM Global Technology Operations, Inc.**, Detroit, MI (US)

(57) **CLAIM**

(**) Term: **14 Years**

The ornamental design for a vehicle body, as shown and described.

(21) Appl. No.: **29/342,194**

DESCRIPTION

(22) Filed: **Aug. 20, 2009**

FIG. 1 is a front view of a vehicle body showing the new design;

(51) **LOC (9) Cl.** **12-08**

FIG. 2 is a left front perspective view thereof;

(52) **U.S. Cl.** **D12/91**

FIG. 3 is a left side view, the right side being a mirror image thereof;

(58) **Field of Classification Search** D12/86,
D12/90-92; 296/181.1, 181.5
See application file for complete search history.

FIG. 4 is a left rear perspective view thereof; and,

FIG. 5 is a rear view thereof.


(56) **References Cited**

In the drawings, the elements shown in broken lines are for illustrative purposes only and form no part of the claimed design.

U.S. PATENT DOCUMENTS

- D563,277 S * 3/2008 Thomas et al. D12/91
- D565,464 S * 4/2008 Falasca D12/91
- D601,454 S * 10/2009 Kamimura et al. D12/91

1 Claim, 5 Drawing Sheets






Fig-1




Fig-2




Fig-3




Fig-4




Fig-5