



US00D613644S

(12) **United States Design Patent**
Zhang

(10) **Patent No.:** **US D613,644 S**
(45) **Date of Patent:** **** Apr. 13, 2010**

(54) **ELECTRIC VEHICLE**

(75) Inventor: **Xueqing Zhang**, SuZhou (CN)

(73) Assignee: **Suzhou Eagle Electric Vehicle Manufacturing Co., Ltd.**, Suzhou, Jiangsu Province (CN)

(**) Term: **14 Years**

(21) Appl. No.: **29/341,809**

(22) Filed: **Aug. 12, 2009**

(30) **Foreign Application Priority Data**

May 2, 2009 (CN) 2009 3 0187502

(51) **LOC (9) Cl.** **12-14**

(52) **U.S. Cl.** **D12/1; D12/16; D12/14**

(58) **Field of Classification Search** D12/87,
D12/86, 1, 433, 15, 16, 107, 82, 88, 89, 90,
D12/91, 92, 93, 84, 100; D15/30; D21/803;
180/233, 908; 280/DIG. 5, 183, 184, 185,
280/186, 28, 37.7

See application file for complete search history.

(56) **References Cited**

U.S. PATENT DOCUMENTS

D217,810 S * 6/1970 McGinnis D12/84
D320,960 S * 10/1991 Shea, Sr. D12/100
D419,107 S * 1/2000 Hofer et al. D12/86
D419,485 S * 1/2000 Sturges D12/86
D419,490 S * 1/2000 Hofer et al. D12/98
D421,411 S * 3/2000 Molzon et al. D12/82
D425,445 S * 5/2000 Molzon et al. D12/1

D442,118 S * 5/2001 Molzon et al. D12/1
6,293,616 B1 * 9/2001 Williams et al. 296/203.01
D465,177 S * 11/2002 Daurelle et al. D12/84
D483,695 S * 12/2003 Bellington D12/16
D502,892 S * 3/2005 Miernik D12/100
D503,126 S * 3/2005 Papke et al. D12/84
D537,755 S * 3/2007 Toth D12/84
D552,509 S * 10/2007 Walkup et al. D12/16
7,287,779 B2 * 10/2007 Miller 280/781
D563,831 S * 3/2008 Suge et al. D12/84

* cited by examiner

Primary Examiner—T. Chase Nelson
Assistant Examiner—Ania K Dworzecka
(74) *Attorney, Agent, or Firm*—Cheng-Ju Chiang

(57) **CLAIM**

The ornamental design for an electric vehicle, as shown and described.

DESCRIPTION

FIG. 1 is a front perspective view of an electric vehicle showing my new design;

FIG. 2 is a front elevation view thereof;

FIG. 3 is a rear elevation view thereof;


FIG. 4 is a left side elevation view thereof;

FIG. 5 is a right side elevation view thereof; and,

FIG. 6 is a top plan view thereof.

The broken lines in the figures are for illustrative purposes and form no part of the claimed design.

1 Claim, 5 Drawing Sheets



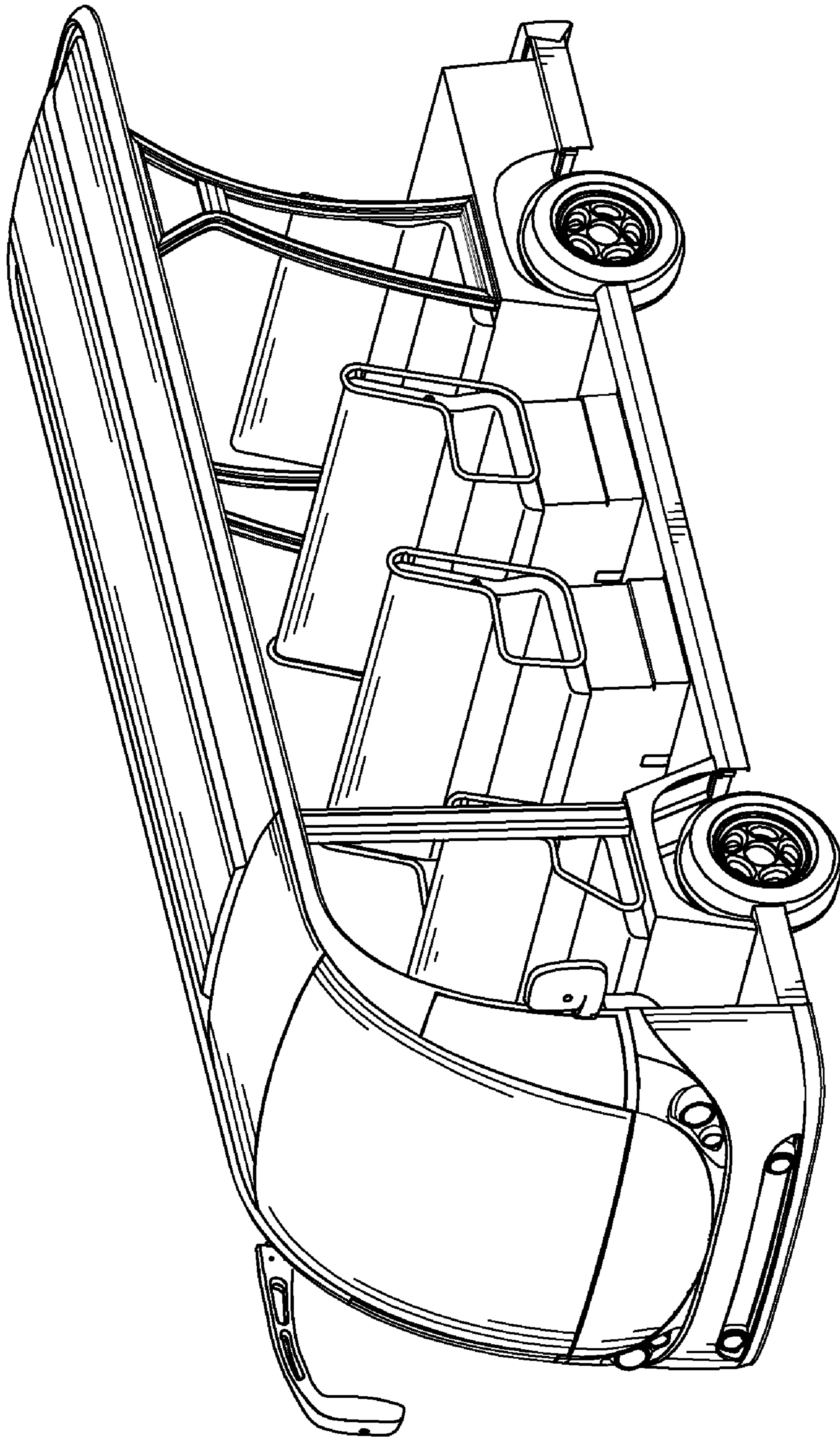


FIG. 1




FIG. 2




FIG. 3

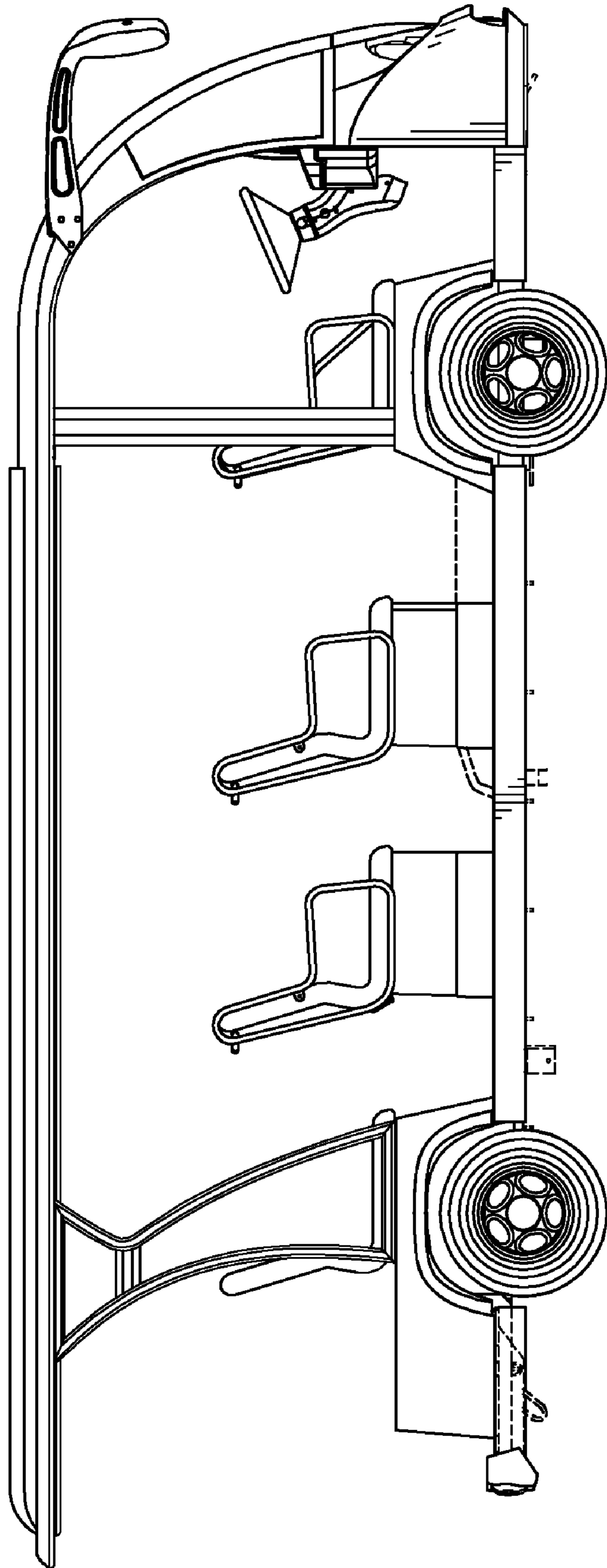


FIG. 4

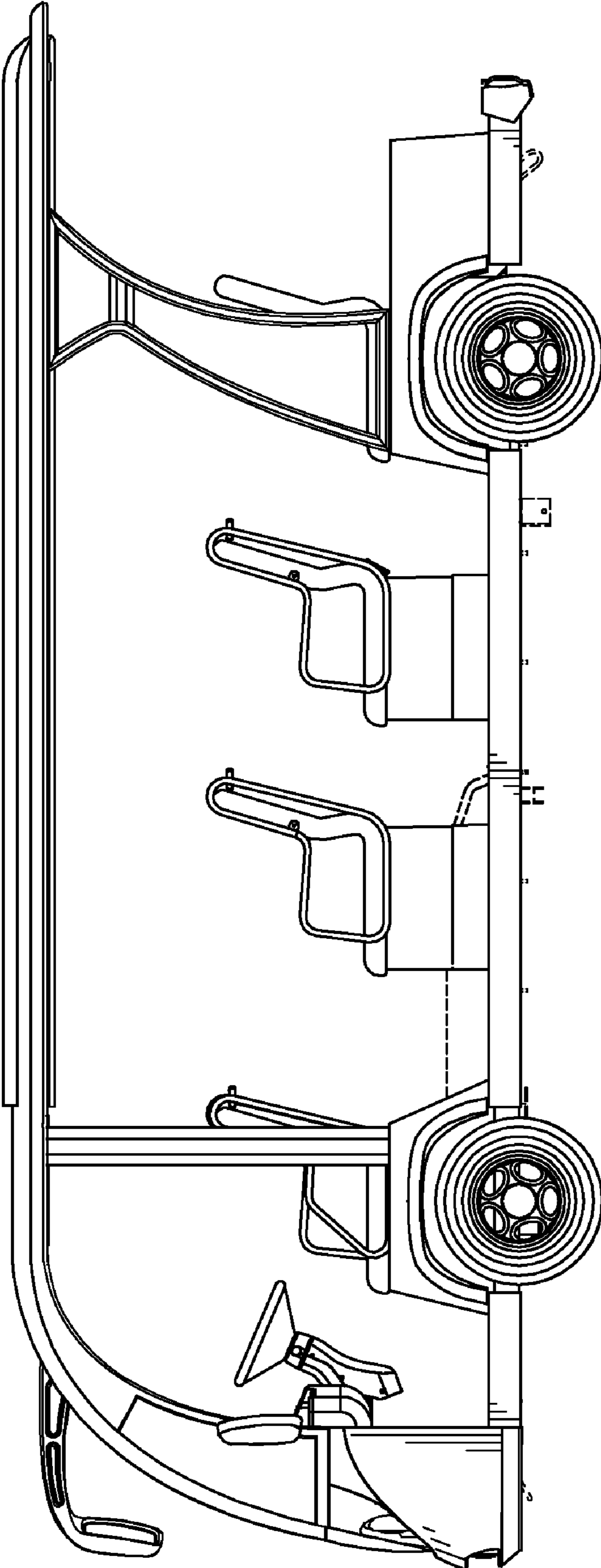


FIG. 5




FIG. 6