



US00D613629S

(12) **United States Design Patent**
Suzuki

(10) **Patent No.:** **US D613,629 S**
(45) **Date of Patent:** **** Apr. 13, 2010**

(54) **TAPE MEASURE**

(75) Inventor: **Shinjiro Suzuki**, Tokyo (JP)

(73) Assignee: **TJM Design Corporation**, Tokyo (JP)

(**) Term: **14 Years**

(21) Appl. No.: **29/313,870**

(22) Filed: **Feb. 17, 2009**

(30) **Foreign Application Priority Data**

Feb. 10, 2009 (JP) 2009-002714

(51) **LOC (9) Cl.** **10-04**

(52) **U.S. Cl.** **D10/72**

(58) **Field of Classification Search** D10/62,
D10/72, 74; 33/755-770, DIG. 1

See application file for complete search history.

(56) **References Cited**

U.S. PATENT DOCUMENTS

D458,163 S * 6/2002 Kang D10/72

D474,412 S * 5/2003 Ichinose et al. D10/72

D534,091 S * 12/2006 Ebihara D10/72

* cited by examiner

Primary Examiner—Antoine D Davis

(74) *Attorney, Agent, or Firm*—Fish & Richardson P.C.

(57) **CLAIM**

The ornamental design for a tape measure, substantially as shown and described.

DESCRIPTION

The patent or application file contains at least one drawing executed in color. Copies of this patent or patent application publication with color drawing(s) will be provided by the Office upon request and payment of the necessary fee.

FIG. 1 shows a photograph of a perspective view of the design.

FIG. 2 shows a photograph of a front view of the design.

FIG. 3 shows a photograph of a rear view of the design.

FIG. 4 shows a photograph of a right side view of the design.

FIG. 5 shows a photograph of a left side view of the design.

FIG. 6 shows a photograph of a top view of the design.

FIG. 7 shows a photograph of a bottom view of the design.

FIG. 8 shows a photograph of a perspective view of the design with the tape partially extended; and,

FIG. 9 shows a color photograph of a perspective view of another embodiment in which color is an integral part of the design. The other views are as described above.

1 Claim, 4 Drawing Sheets
(1 of 4 Drawing Sheet(s) Filed in Color)





FIG. 1




FIG. 2




FIG. 3




FIG. 4




FIG. 5




FIG. 6




FIG. 7




FIG. 8




FIG. 9