



US00D613615S

(12) **United States Design Patent**  
**Hedstrom**

(10) **Patent No.:** **US D613,615 S**  
(45) **Date of Patent:** **\*\* Apr. 13, 2010**

(54) **FLEXIBLE CONTAINER FOR PILLS OR CAPSULES**

(75) Inventor: **Kristen K. Hedstrom**, 650 N. Orange Ave., Suite 4204, Orlando, FL (US) 32801

(73) Assignee: **Kristen K. Hedstrom**, Orlando, FL (US)

(\*\*) Term: **14 Years**

(21) Appl. No.: **29/343,469**

(22) Filed: **Sep. 14, 2009**

(51) **LOC (9) Cl.** ..... **09-05**

(52) **U.S. Cl.** ..... **D9/702**

(58) **Field of Classification Search** ..... D9/702-703, D9/707, 709-710, 705, 499, 443, 435, 434, D9/415; D24/118, 121; 426/106; 383/61.1, 383/42, 119, 108, 103, 106, 120, 127; 222/92, 222/107, 215; 220/666; 211/85.15; 206/406, 206/811, 484, 260; 428/35.2; D3/203.1, D3/203.2, 303

See application file for complete search history.

(56) **References Cited**

**U.S. PATENT DOCUMENTS**

3,650,461	A	*	3/1972	Hutcheson et al.	.....	383/200
D463,265	S	*	9/2002	Jones	.....	D9/710
D466,004	S	*	11/2002	Gates	.....	D9/707
D467,170	S	*	12/2002	Kinigakis et al.	.....	D9/709
D510,277	S	*	10/2005	Bennie et al.	.....	D9/707
D535,192	S	*	1/2007	Yashima et al.	.....	D9/702
D541,171	S	*	4/2007	Delmotte et al.	.....	D9/709
D543,117	S	*	5/2007	Sanfilippo et al.	.....	D9/702

D545,688	S	*	7/2007	Donovan	.....	D9/703
D557,148	S	*	12/2007	Kapinos, Sr.	.....	D9/707
D563,241	S	*	3/2008	Nimey	.....	D9/705
D588,013	S	*	3/2009	Tanaka et al.	.....	D9/703

\* cited by examiner

*Primary Examiner*—Caron Veynar

*Assistant Examiner*—Abraham Bahta

(74) *Attorney, Agent, or Firm*—Rankin, Hill & Clark LLP

(57) **CLAIM**

The ornamental design for a flexible container for pills or capsules, as shown and described.

**DESCRIPTION**

FIG. 1 is a perspective view of a flexible container.

FIG. 2 is a front elevational view of the flexible container of FIG. 1.

FIG. 3 is a top plan view of the flexible container of FIG. 1.

FIG. 4 is a side elevational view of the flexible container of FIG. 1.

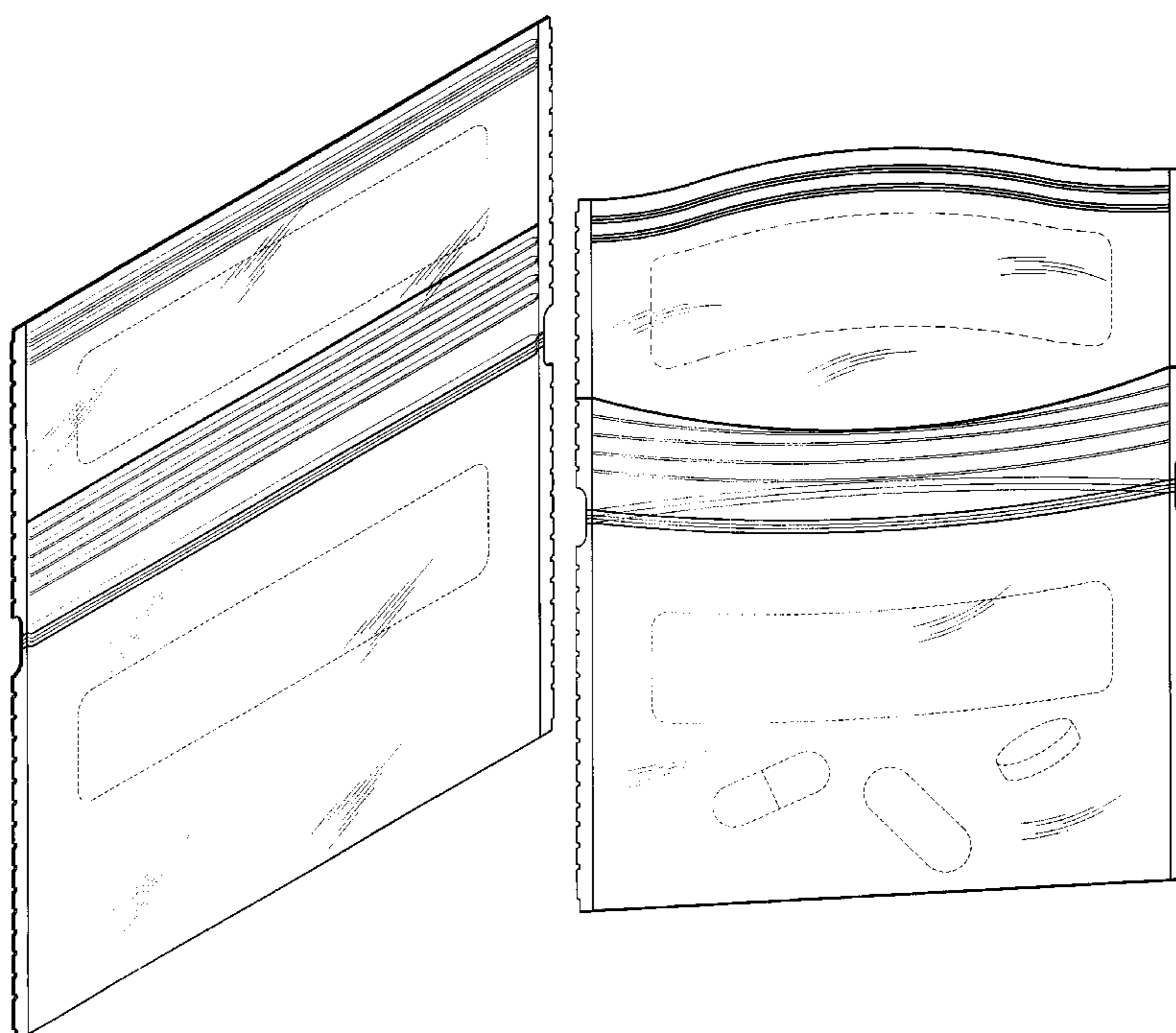
FIG. 5 is a bottom plan view of the flexible container of FIG. 1.

FIG. 6 is a rear elevational view of the flexible container of FIG. 1; and,

FIG. 7 is a front elevational view of the flexible container of FIG. 1 in an opened state and containing several pills and capsules.

The dashed lines in FIGS. 1-2 and 7 are for illustrative purposes only showing environmental subject matter and form no part of the claimed design.

**1 Claim, 5 Drawing Sheets**






FIG. 1




FIG. 2

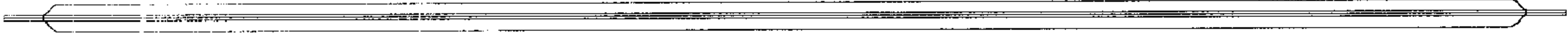


FIG. 3



FIG. 4

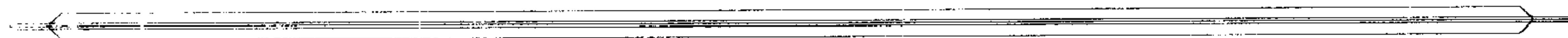


FIG. 5




FIG. 6

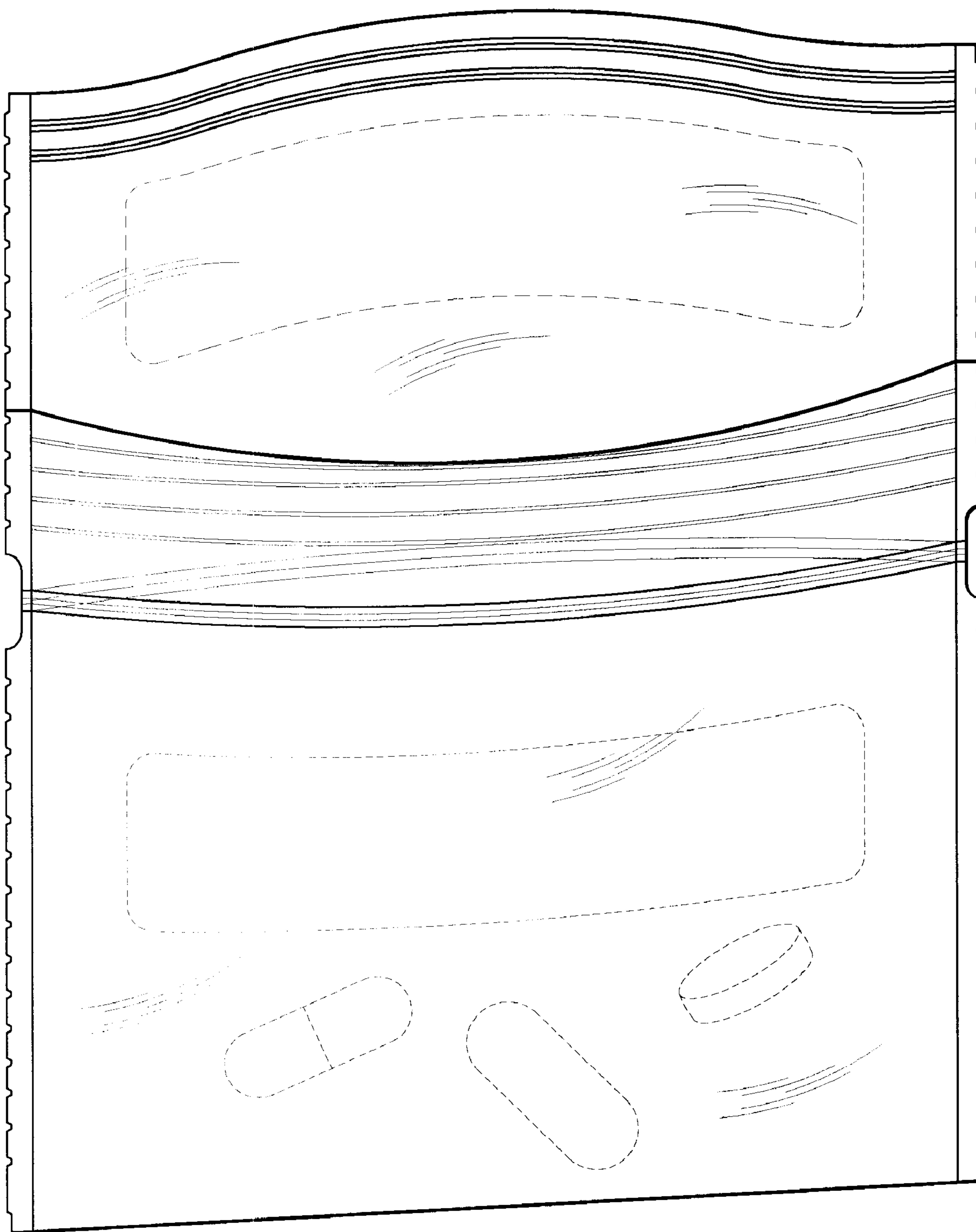


FIG. 7