



US00D613577S

(12) **United States Design Patent**  
**Koskela**

(10) **Patent No.:** **US D613,577 S**

(45) **Date of Patent:** **\*\* Apr. 13, 2010**

(54) **CABINET HANDLE**

(75) Inventor: **Lisa K. Koskela**, Grand Rapids, MI  
(US)

(73) Assignee: **Belwith Products, LLC**, Grandville, MI  
(US)

(\*\*) Term: **14 Years**

(21) Appl. No.: **29/342,497**

(22) Filed: **Aug. 26, 2009**

(51) **LOC (9) Cl.** ..... **08-06**

(52) **U.S. Cl.** ..... **D8/318**

(58) **Field of Classification Search** ..... D8/300-302,  
D8/305, 313-321, DIG. 1; D6/633; D7/393;  
D3/291, 318; D23/250-254; 292/347, 336.3;  
16/101.1, 412, 414-420, 443-446, 441, 110 R,  
16/111 R, DIG. 19, DIG. 20

See application file for complete search history.

(56) **References Cited**

U.S. PATENT DOCUMENTS

D192,240 S *	2/1962	Clayton	.....	D8/318
D196,965 S *	11/1963	Morgan	.....	D8/318
D197,959 S *	4/1964	Heyer	.....	D8/318
D367,216 S *	2/1996	Ainscough	.....	D8/318
D367,217 S *	2/1996	Hollingsworth-		
		Ainscough	.....	D8/318
D367,417 S *	2/1996	Ainscough	.....	D8/318

D368,014 S *	3/1996	Ainscough	.....	D8/318
D371,291 S *	7/1996	Ainscough	.....	D8/315
D563,468 S *	3/2008	Mattson et al.	.....	D8/318

\* cited by examiner

*Primary Examiner*—Stella M Reid

*Assistant Examiner*—Mark A Goodwin

(74) *Attorney, Agent, or Firm*—Economou IP Law; Vangelis Economou

(57) **CLAIM**

The ornamental design for a cabinet handle, as shown and described.

**DESCRIPTION**

FIG. 1 is a perspective view of the cabinet handle showing my new design;

FIG. 2 is a reduced front elevational view thereof;

FIG. 3 is a left side view thereof;

FIG. 4 is a right side view thereof;

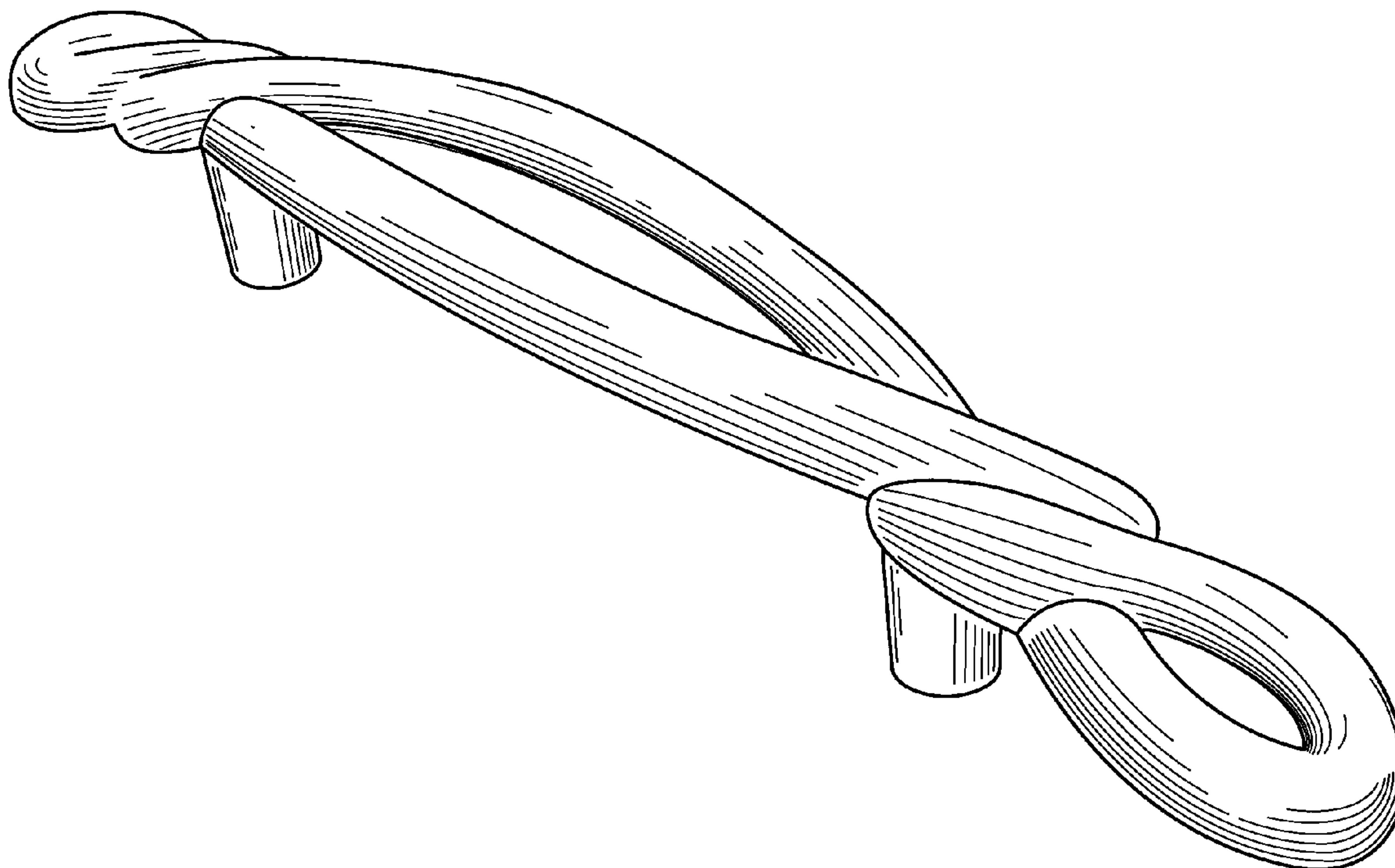
FIG. 5 is a bottom view thereof;

FIG. 6 is a back elevational view thereof; and,

FIG. 7 is a top view thereof.

The broken line showing of the circular elements and the inset lines running adjacent to the outer edge in FIG. 5 is included for the purpose of illustrating a portion of the cabinet handle and forms no part of the claimed design.

**1 Claim, 2 Drawing Sheets**



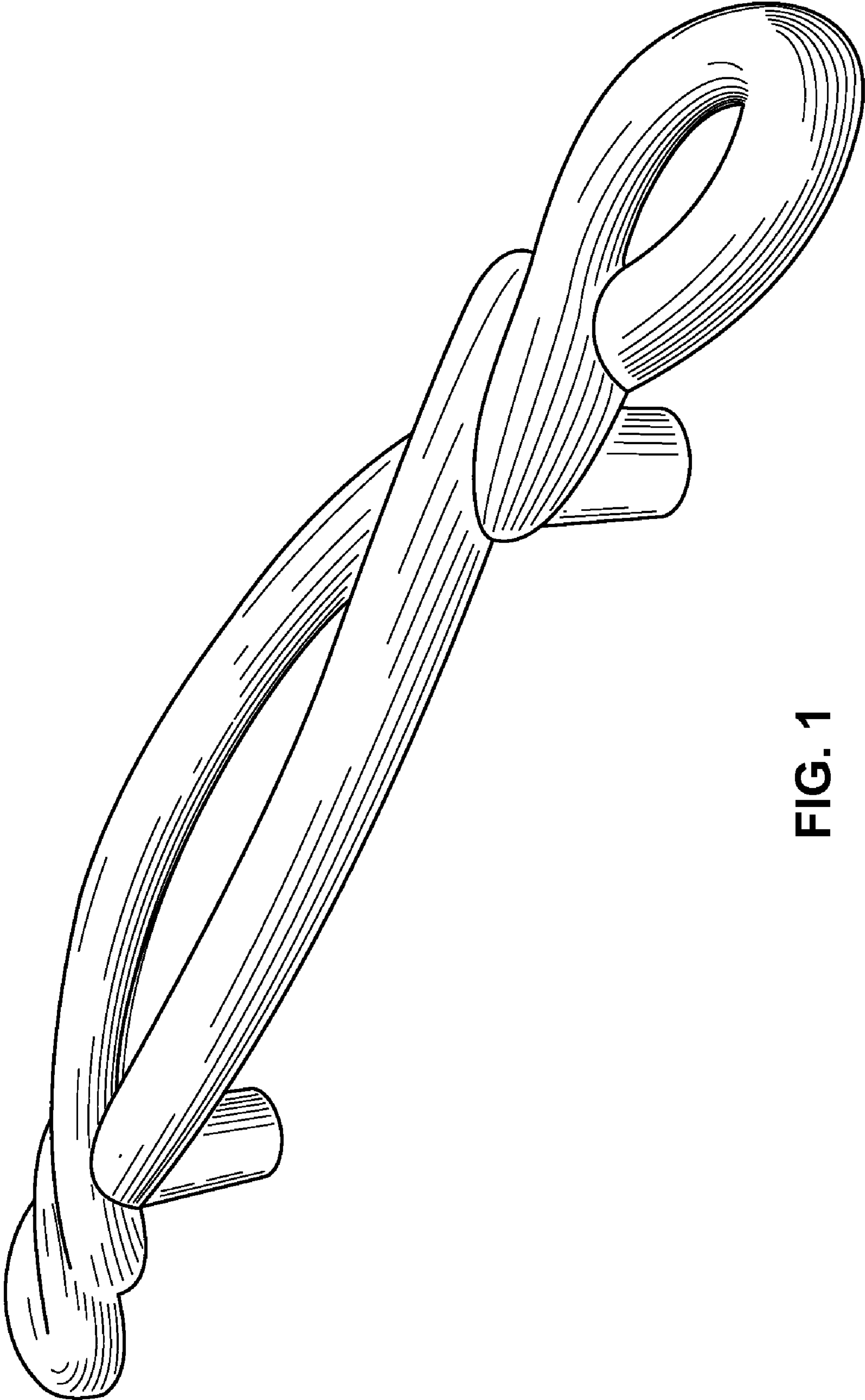


FIG. 1

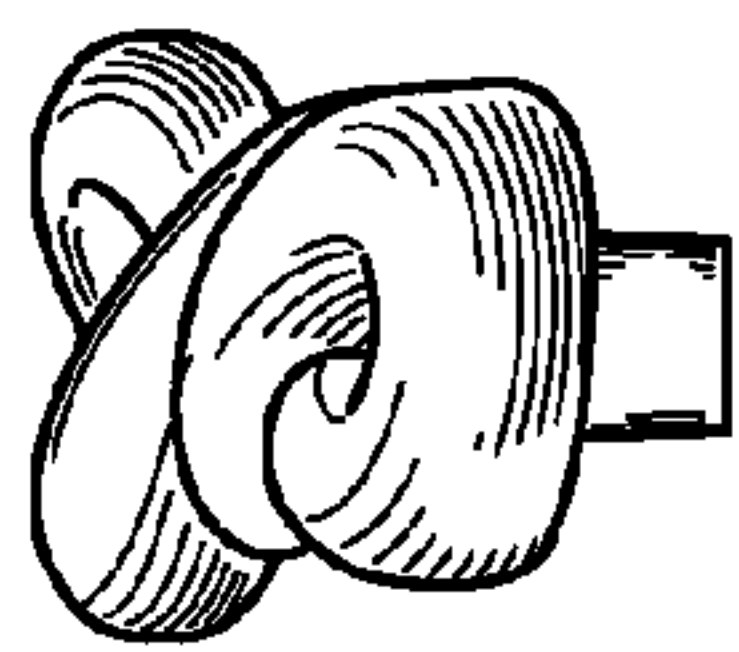


FIG. 3

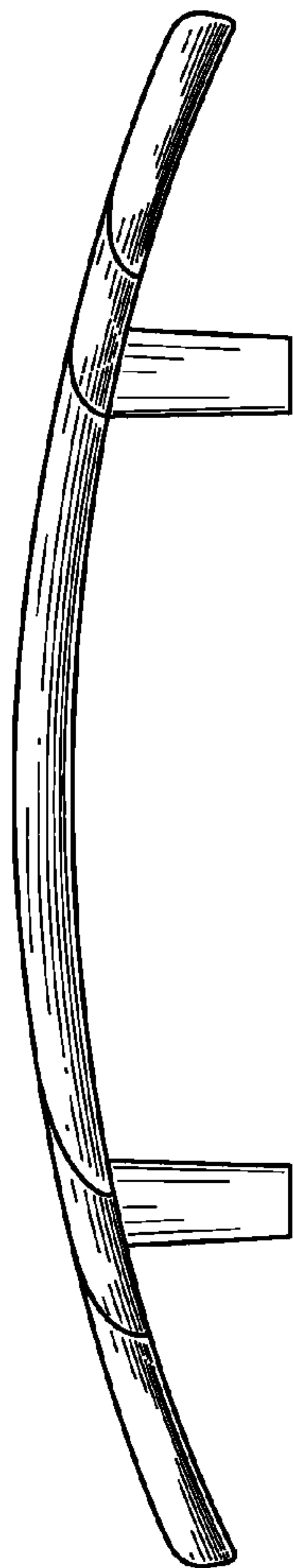


FIG. 2

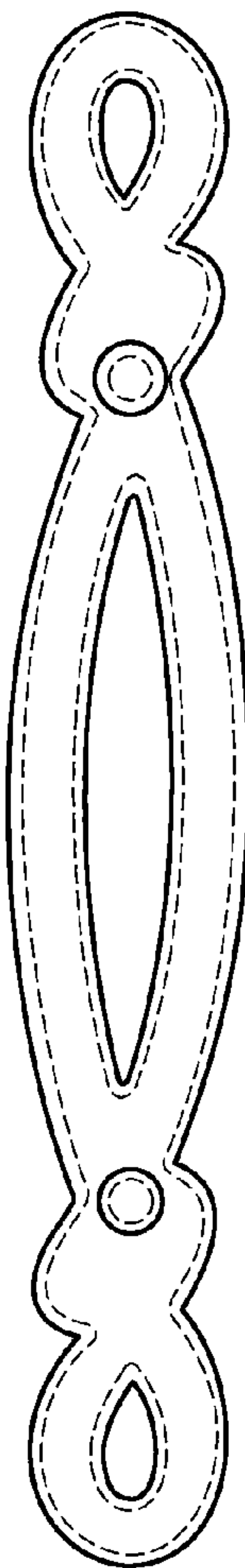


FIG. 5



FIG. 6

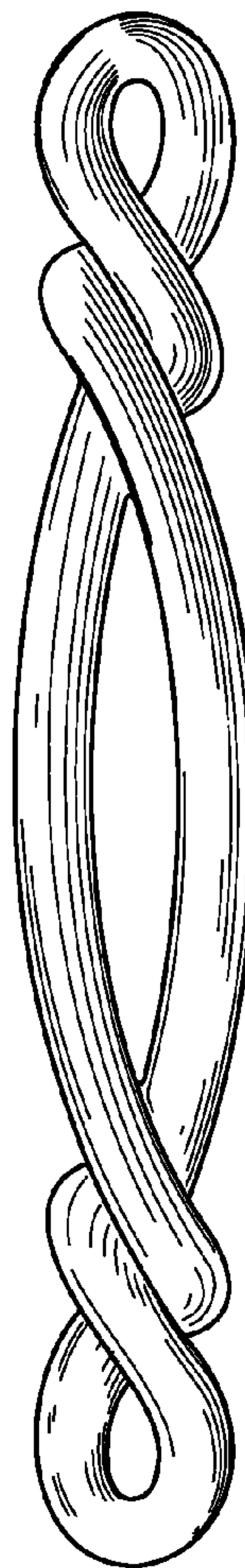


FIG. 7

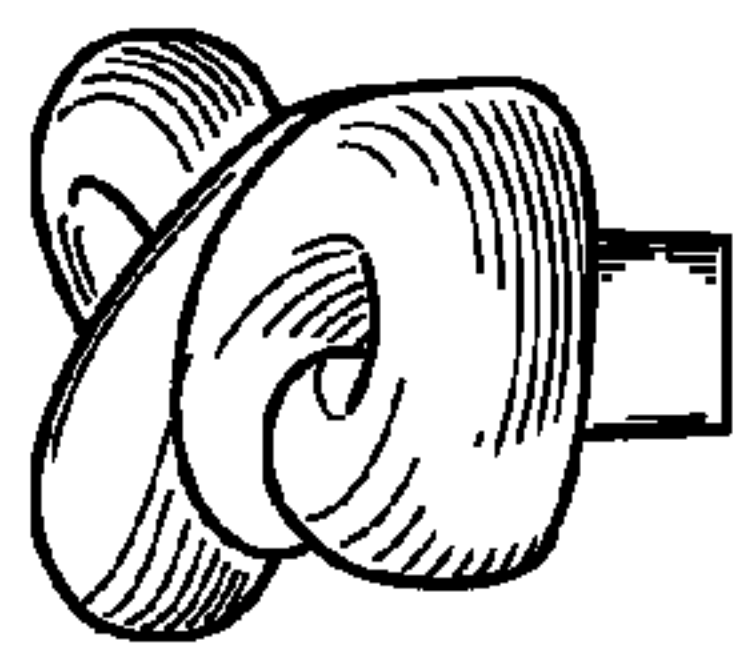


FIG. 4