



US00D613574S

(12) **United States Design Patent**
Pohl

(10) **Patent No.:** **US D613,574 S**

(45) **Date of Patent:** **** Apr. 13, 2010**

(54) **FOLDING KNIFE**

(75) Inventor: **Dietmar Pohl**, Burscheid (DE)

(73) Assignee: **The Original Erichhorn Solingen Company, Ltd.**, Solingen (DE)

(**) Term: **14 Years**

(21) Appl. No.: **29/308,473**

(22) Filed: **Jun. 19, 2008**

(30) **Foreign Application Priority Data**

Dec. 20, 2007 (EM) 000846936-0001

(51) **LOC (9) Cl.** **08-03**

(52) **U.S. Cl.** **D8/99**

(58) **Field of Classification Search** D8/99,
D8/100; 30/156, 157, 158, 159, 160, 161,
30/162, 7

See application file for complete search history.

(56) **References Cited**

U.S. PATENT DOCUMENTS

D345,289 S * 3/1994 Sakai D8/99
D464,246 S * 10/2002 Sloan D8/99
D473,917 S * 4/2003 Carter, III D22/118

D494,440 S * 8/2004 Carter, III D8/107
D496,575 S * 9/2004 Carter, III D8/99
D497,531 S * 10/2004 Carter, III D8/99
D510,249 S * 10/2005 Ray D8/99
7,124,509 B1 * 10/2006 Hawk 30/160

* cited by examiner

Primary Examiner—Philip S Hyder

Assistant Examiner—Roselynn Cody

(74) *Attorney, Agent, or Firm*—Smith Law Office

(57) **CLAIM**

The ornamental design for a folding knife, as described and shown.

DESCRIPTION

FIG. 1 is a front elevational view of a folding knife showing my design;

FIG. 2 is a rear elevational view thereof;

FIG. 3 is a rear elevational view thereof with the knife in a folded position;

FIG. 4 is a front elevational view thereof with the knife in a folded position; and,

FIG. 5 is a top plan view thereof.

1 Claim, 2 Drawing Sheets


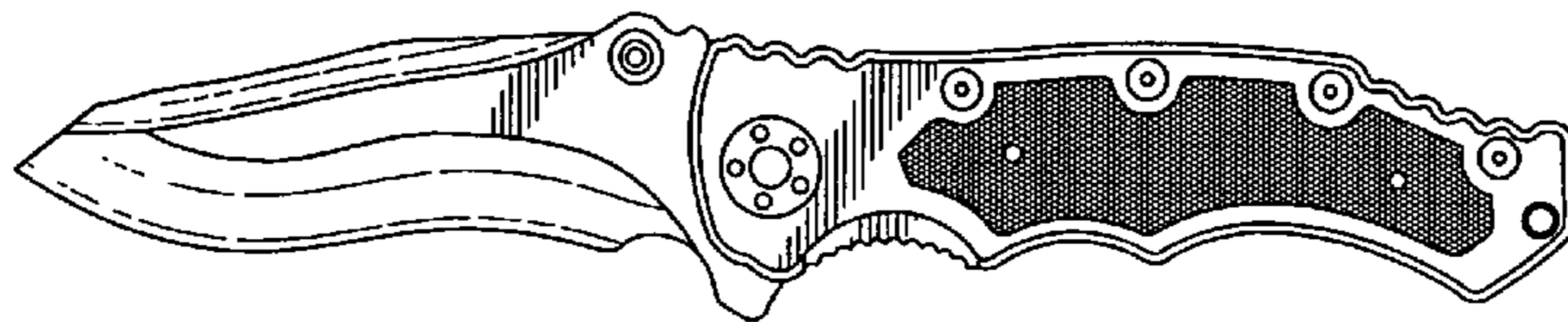


Fig. 1

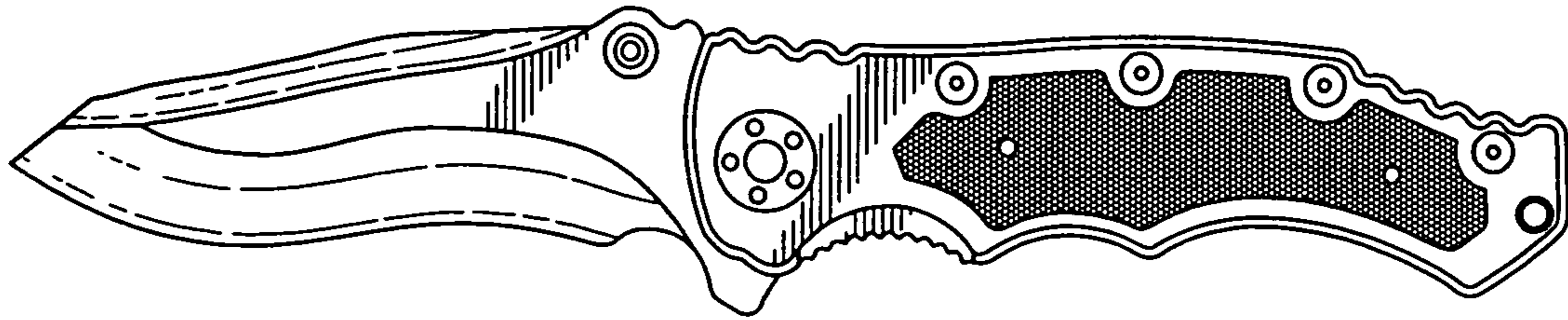


Fig. 2




Fig. 3

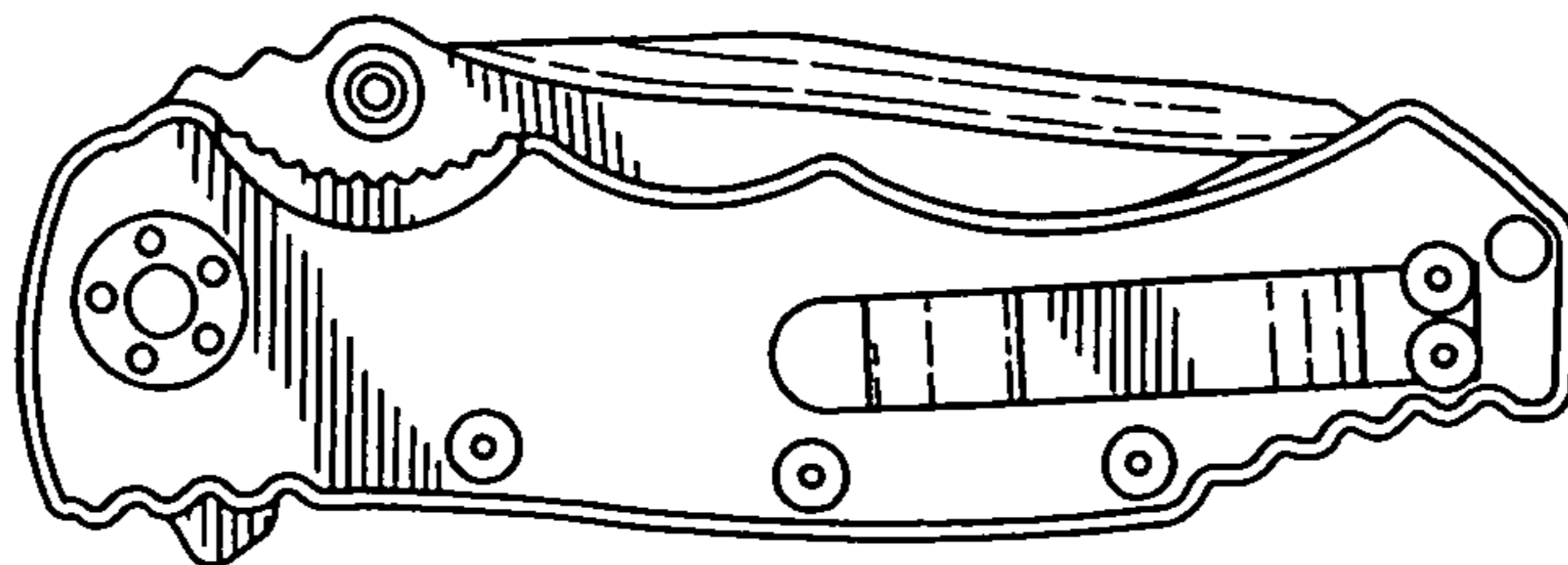


Fig. 4

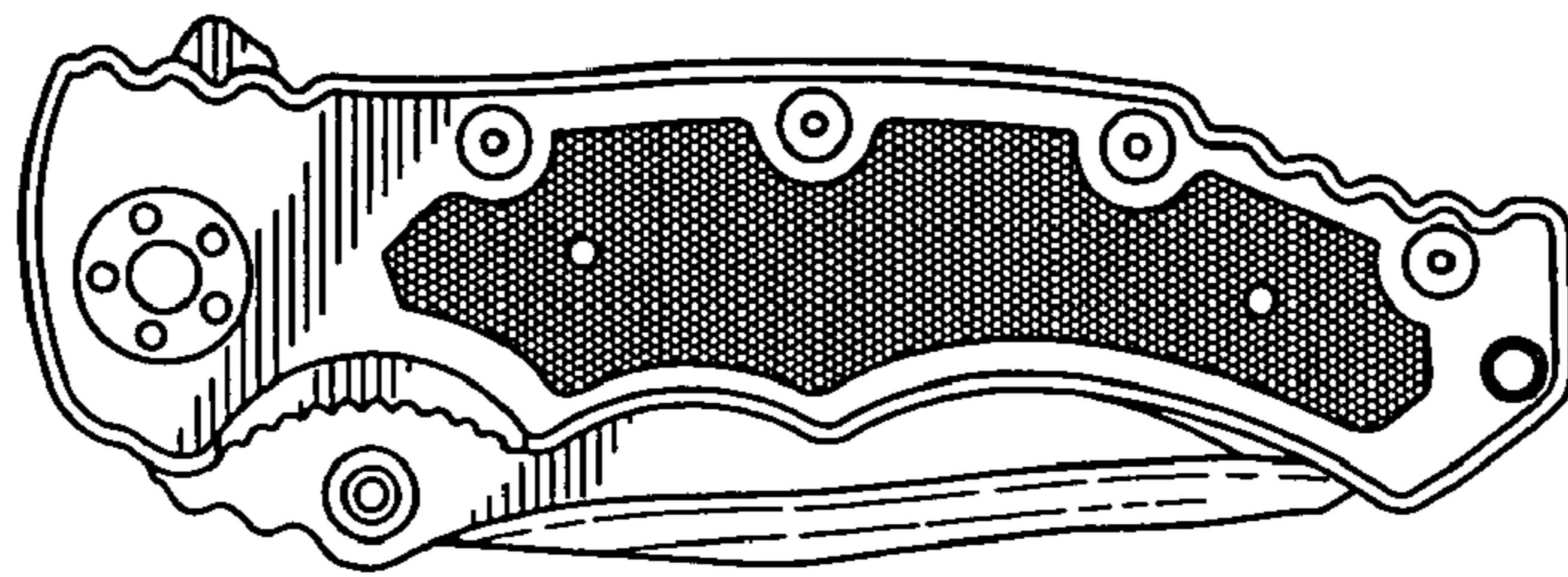


Fig. 5

