

US00D613571S

(12) **United States Design Patent**
Quante

(10) **Patent No.:** **US D613,571 S**

(45) **Date of Patent:** **** Apr. 13, 2010**

(54) **CUTTING IMPLEMENT**

(75) Inventor: **Wolfram Quante**, Wilhelmsdorf (DE)

(73) Assignee: **Faber-Castell Aktiengesellschaft**, Stein (DE)

(**) Term: **14 Years**

(21) Appl. No.: **29/328,889**

(22) Filed: **Dec. 3, 2008**

(30) **Foreign Application Priority Data**

Jun. 4, 2008 (EM) 000946041-0001

(51) **LOC (9) Cl.** **08-03**

(52) **U.S. Cl.** **D8/57; D8/51**

(58) **Field of Classification Search** D8/4,
D8/5, 51-58, 105, 107; 30/131, 195, 229,
30/194, 230-235, 268, 350, 254-258; 7/135,
7/136; D21/532; D27/195; D28/57
See application file for complete search history.

(56) **References Cited**

U.S. PATENT DOCUMENTS

627,090 A * 6/1899 Bixler 30/234
654,008 A * 7/1900 Kirkland 30/253
2,597,519 A * 5/1952 O'Brien 30/253
4,092,776 A * 6/1978 Ferguson 30/253
D250,629 S * 12/1978 Backstrom et al. D8/57
D255,763 S * 7/1980 Ferguson D8/5
5,353,505 A * 10/1994 Okada 30/253

D354,423 S * 1/1995 Birkholz D8/57
D361,705 S * 8/1995 Birkholz D8/57
D365,005 S * 12/1995 Birkholz D8/57
5,964,033 A * 10/1999 Wolf 30/28
D503,323 S * 3/2005 Hasegawa et al. D8/57
D576,846 S * 9/2008 Holcomb et al. D7/693

* cited by examiner

Primary Examiner—Cathron C Brooks

Assistant Examiner—Deanna Fluegeman

(74) *Attorney, Agent, or Firm*—Calfee, Halter & Griswold LLP

(57) **CLAIM**

I claim the ornamental design for a cutting implement, as shown and described.

DESCRIPTION

FIG. 1 is a front/right/top photographic view of the embodiment of the cutting implement;

FIG. 2 is a rear/left/top photographic view thereof;

FIG. 3 is a front photographic view thereof;

FIG. 4 is a rear photographic view thereof;

FIG. 5 is a right side photographic view thereof, wherein the left side photographic view would be a mirror image thereof (mirrored both horizontally and vertically; i.e., rotated 180 degrees with respect to FIG. 5);

FIG. 6 is a top photographic view thereof; and,

FIG. 7 is a bottom photographic view thereof.

1 Claim, 7 Drawing Sheets





Fig. 1



Fig. 2




Fig. 3




Fig. 4




Fig. 5




Fig. 6




Fig. 7