



US00D613569S

(12) **United States Design Patent**  
**Steinel**

(10) **Patent No.:** **US D613,569 S**

(45) **Date of Patent:** **\*\* Apr. 13, 2010**

(54) **COMBINED HOT AIR GUN AND HOT AIR APPARATUS**

(75) Inventor: **Ingo H. Steinel**, Herzebrock-Clarholz (DE)

(73) Assignee: **Steinel GmbH**, Herzebrock (DE)

(\*\*) Term: **14 Years**

(21) Appl. No.: **29/327,523**

(22) Filed: **Nov. 7, 2008**

**Related U.S. Application Data**

(63) Continuation of application No. 29/323,638, filed on Aug. 28, 2008, now abandoned.

(30) **Foreign Application Priority Data**

Feb. 28, 2008 (DE) ..... 40 2008 001 028

(51) **LOC (9) Cl.** ..... **08-05**

(52) **U.S. Cl.** ..... **D8/29.1**

(58) **Field of Classification Search** ..... D8/29.1;  
D28/13; 219/221, 222, 225, 227; 392/381,  
392/382, 383, 384

See application file for complete search history.

(56) **References Cited**

**U.S. PATENT DOCUMENTS**

D293,020 S \* 12/1987 Steinel et al. .... D23/332  
D296,070 S \* 6/1988 Cunningham ..... D8/29.1  
D322,742 S \* 12/1991 Spratt ..... D8/29.1

D388,297 S \* 12/1997 Buttenbender ..... D8/29.1  
D388,298 S \* 12/1997 Jerdee et al. .... D8/29.1  
5,974,690 A \* 11/1999 Canada ..... 34/444  
6,205,674 B1 \* 3/2001 Kaizuka ..... 34/96  
D456,679 S \* 5/2002 Cheng ..... D8/29.1  
D457,044 S \* 5/2002 Cheng ..... D8/29.1  
D457,407 S \* 5/2002 Pretzell ..... D8/29.1  
D461,383 S \* 8/2002 Blackburn ..... D8/29.1  
D516,883 S \* 3/2006 Popov et al. .... D8/29.1  
D552,443 S \* 10/2007 Aglassinger et al. .... D8/29.1

\* cited by examiner

*Primary Examiner*—Adir Aronovich

(74) *Attorney, Agent, or Firm*—Bachman & LaPointe, P.C.

(57) **CLAIM**

The ornamental design for a combined hot air gun and hot air apparatus, as shown and described.

**DESCRIPTION**


FIG. 1 is a front perspective view of a combined hot air gun and hot air apparatus showing a hot air gun, a hot air apparatus being omitted for ease of illustration;

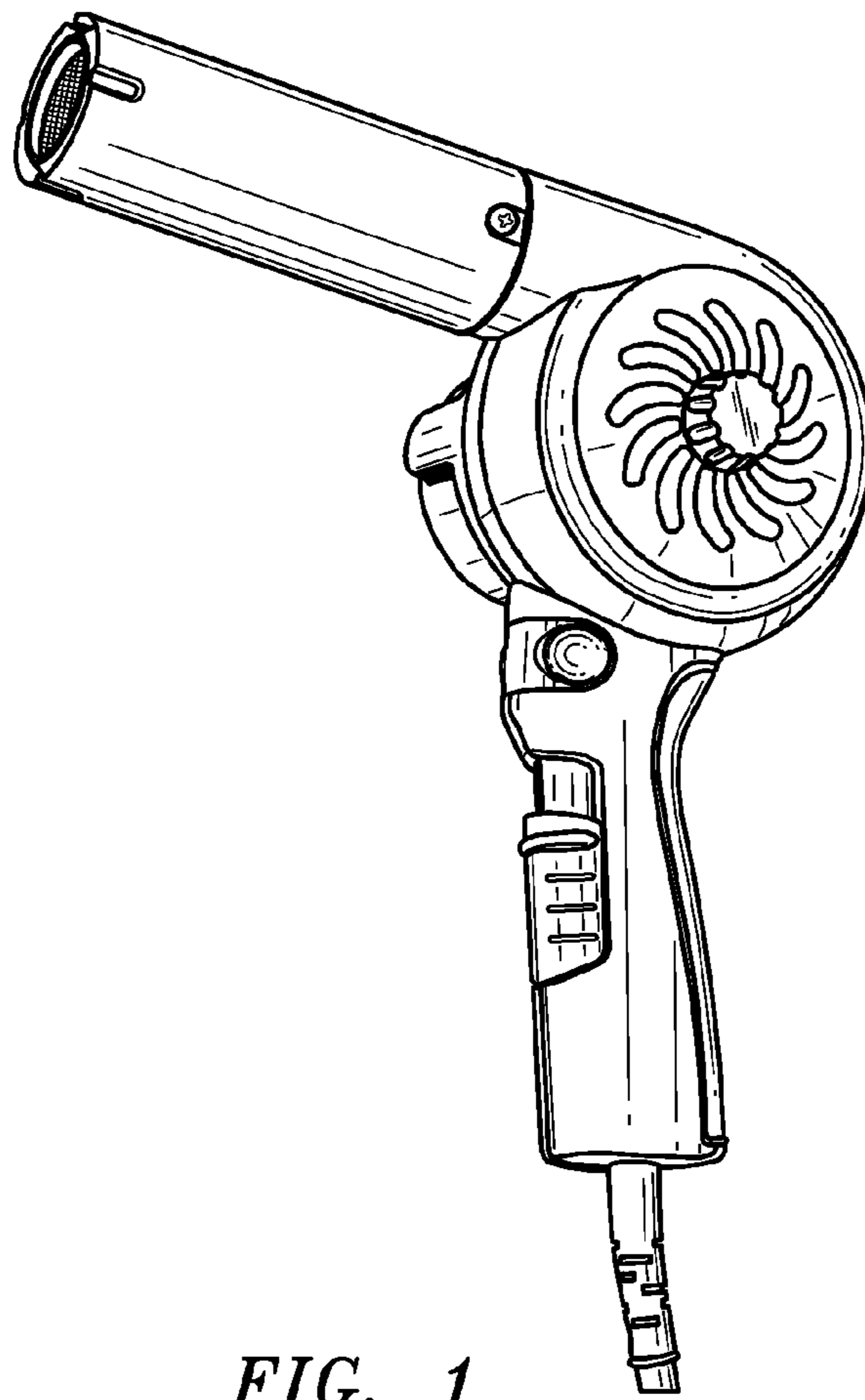
FIG. 2 is an enlarged left side perspective view thereof, a handle and hot air apparatus being omitted for ease of illustration;

FIG. 3 is a front perspective view of a hot air apparatus with hot air gun being in an alternate position of that shown in FIG. 1; and,

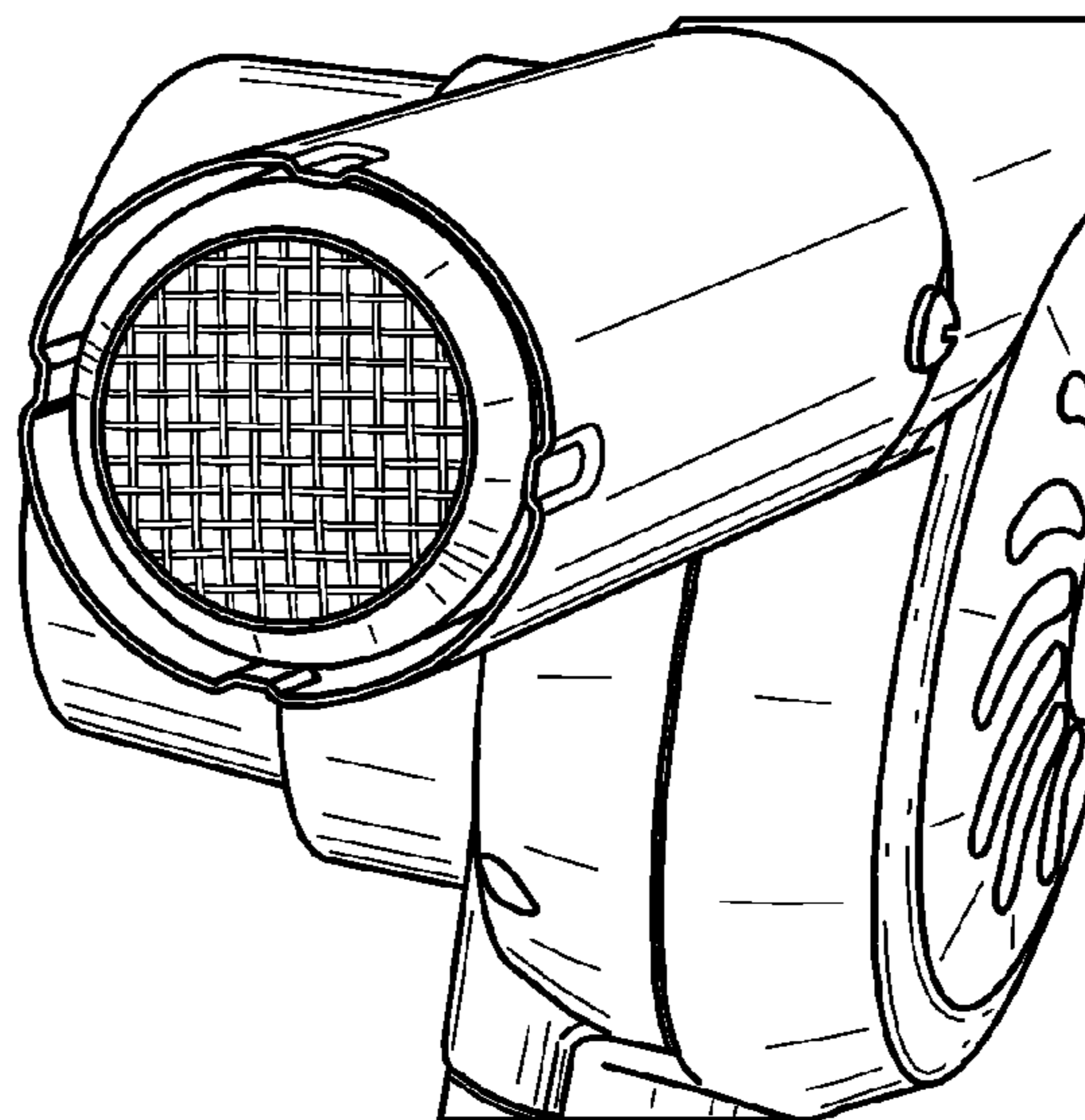
FIG. 4 is a top view of a hot air apparatus, a hot air gun being omitted for ease of illustration.

**1 Claim, 2 Drawing Sheets**





*FIG. 1*



*FIG. 2*




FIG. 3

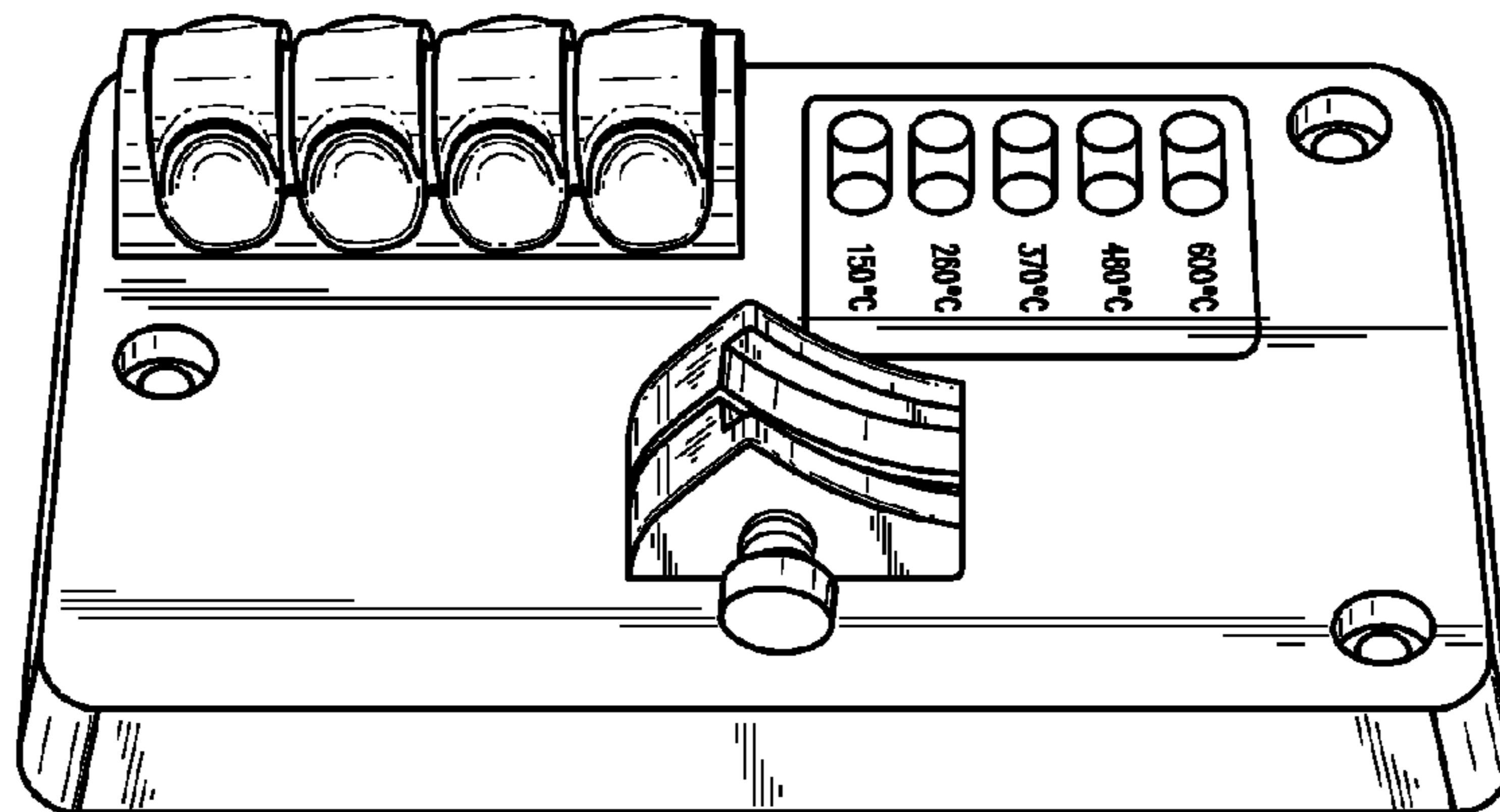


FIG. 4