



US00D613556S

(12) **United States Design Patent**
Sierra et al.

(10) **Patent No.:** **US D613,556 S**
(45) **Date of Patent:** **** Apr. 13, 2010**

(54) **PLATE**
(75) Inventors: **Diana B. Sierra**, North Bergen, NJ
(US); **Jeremy Giese**, Norwalk, CT (US)
(73) Assignee: **Playtex Products, Inc.**, Westport, CT
(US)

(**) Term: **14 Years**
(21) Appl. No.: **29/314,869**
(22) Filed: **May 6, 2009**

(51) **LOC (9) Cl.** **07-01**
(52) **U.S. Cl.** **D7/584; D7/586**
(58) **Field of Classification Search** D7/300,
D7/300.1, 312, 316, 318, 354, 356, 360, 376,
D7/380, 392.1, 394, 396.2, 396.6, 397, 500,
D7/501, 503, 505, 507, 523, 532, 535, 538,
D7/540-555, 557, 558, 560-562, 565, 566,
D7/570-571, 584-588, 601-602, 611, 624.1,
D7/629-630, 642, 669, 682-383, 686, 688,
D7/701; D6/339, 406.1-406.6, 419, 429,
D6/430; D9/340, 414-418, 420, 422-426,
D9/428-433, 456-457, 499, 500, 502, 655-657,
D9/702-703, 737, 749, 755, 761, 769, 772,
D9/901, 902; D11/152, 154, 155, 156; D12/133,
D12/416, 419, 426.1; D14/157, 447, 457;
D19/35; D24/132, 216, 220, 221, 224, 227;
D26/121; D30/123, 129-130; 220/23.83,
220/212, 506, 555, 560, 561, 574-575, 577,
220/657; 206/561, 565; 425/459, 623; 426/106,
426/119, 120, 127

See application file for complete search history.

(56) **References Cited**
U.S. PATENT DOCUMENTS

50,744 A 10/1865 Smith 220/635
100,374 A 3/1870 Carleton 220/632
1,699,843 A * 1/1929 Herting 229/5.84
1,985,558 A 12/1934 Alexander 220/632

2,018,271 A 10/1935 Lewis 220/632
D104,342 S 5/1937 Duncan et al.
2,548,035 A 4/1951 May 220/632
2,750,769 A 6/1956 Yost et al. 220/632
3,698,594 A 10/1972 Boehlert 220/63
D227,751 S * 7/1973 Cardner D9/428
4,767,105 A 8/1988 Caspers 267/140
5,158,193 A 10/1992 Chen 215/100 R
D353,518 S 12/1994 Cautereels et al. D7/560
5,419,454 A 5/1995 Stowell et al. 220/574
5,423,452 A 6/1995 Tardif 220/574
5,485,937 A 1/1996 Tseng 220/571
D383,646 S 9/1997 Jeppesen et al. D7/584
D404,257 S * 1/1999 Indekeu D7/585

(Continued)

Primary Examiner—Jeffrey D Asch
Assistant Examiner—Bridget L Eland
(74) *Attorney, Agent, or Firm*—Ohlandt, Greeley, Ruggiero
& Perle, L.L.P.

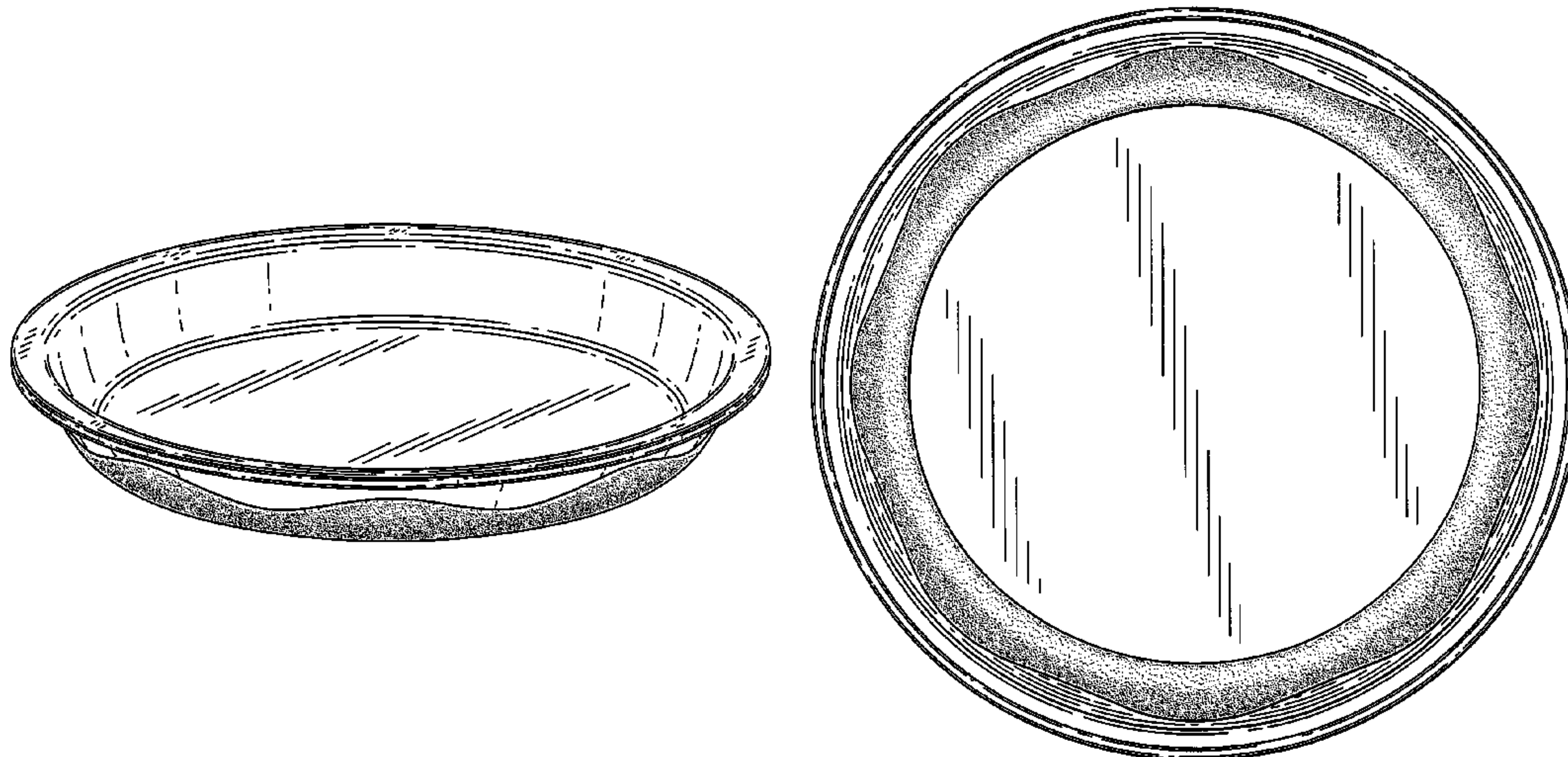
(57) **CLAIM**

The ornamental design for a plate, as shown and described.

DESCRIPTION

FIG. 1 is a top perspective view of a plate of the present disclosure;
FIG. 2 is a bottom perspective view of the plate of FIG. 1;
FIG. 3 is a side view of the plate of FIG. 1;
FIG. 4 is a top view of the plate of FIG. 1; and,
FIG. 5 is a bottom view of the plate of FIG. 1.

1 Claim, 5 Drawing Sheets



US D613,556 S

Page 2

U.S. PATENT DOCUMENTS

5,979,361	A	11/1999	Willinger	119/61	D551,491	S	*	9/2007	Schuler	D7/354	
D461,686	S	*	8/2002	Ping Liu	D7/584	7,264,838	B2	9/2007	Plank et al.	426/549	
6,516,747	B1	2/2003	Willinger	119/61	D555,982	S	*	11/2007	Tucker et al.	D7/629	
D478,780	S	*	8/2003	Lugo et al.	D7/584	D561,528	S	*	2/2008	Bodum	D7/400
RE39,391	E	11/2006	Jerstroem et al.	220/574.3	D564,710	S	3/2008	Modi et al.	D30/129		
7,150,919	B2	12/2006	Ajbani et al.	428/492	D564,711	S	3/2008	Modi et al.	D30/129		
D539,098	S	*	3/2007	Tucker et al.	D7/629	D565,253	S	3/2008	Modi et al.	D30/129	
D539,099	S	*	3/2007	Tucker et al.	D7/629	D566,483	S	*	4/2008	Tucker et al.	D7/629
D546,628	S	*	7/2007	Koennecke	D7/562	2006/0201952	A1	9/2006	Hakim	220/574	
							2008/0203099	A1	*	8/2008	Zak	220/574

* cited by examiner

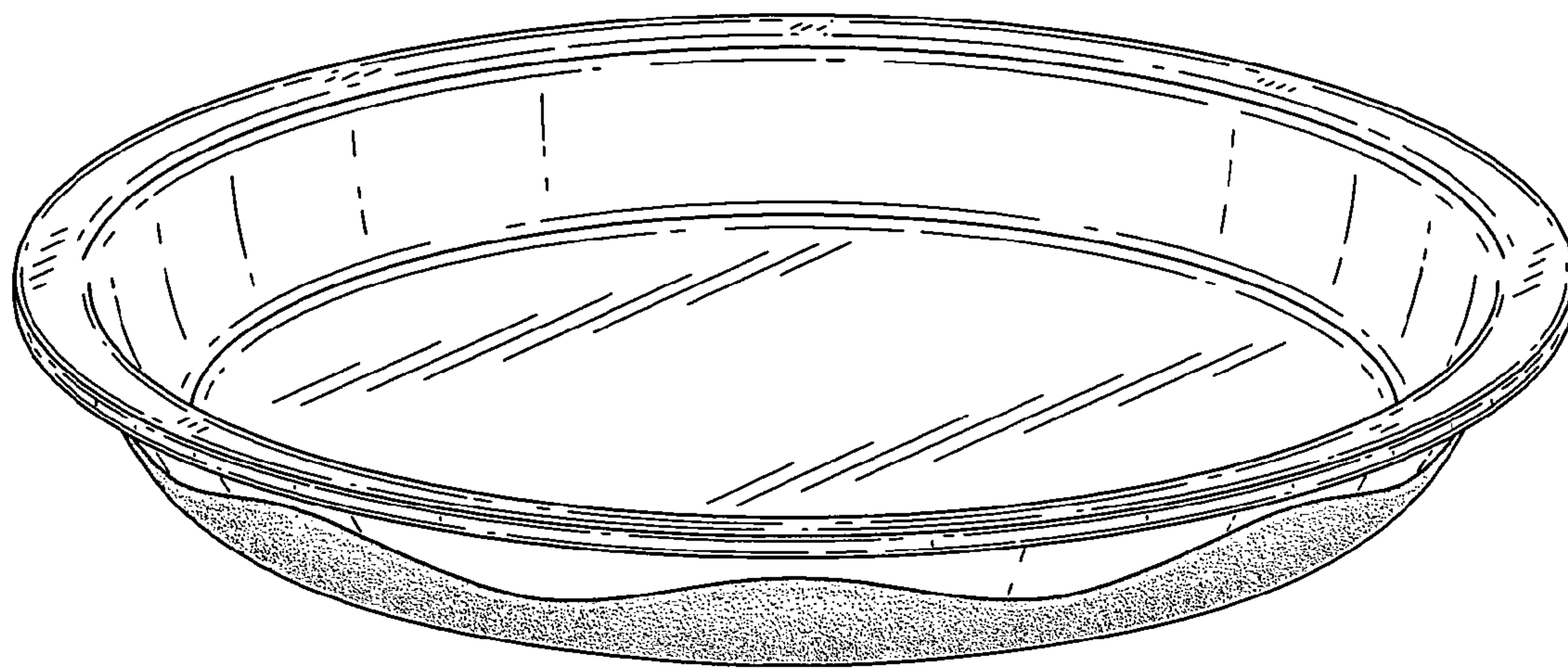


FIG. 1

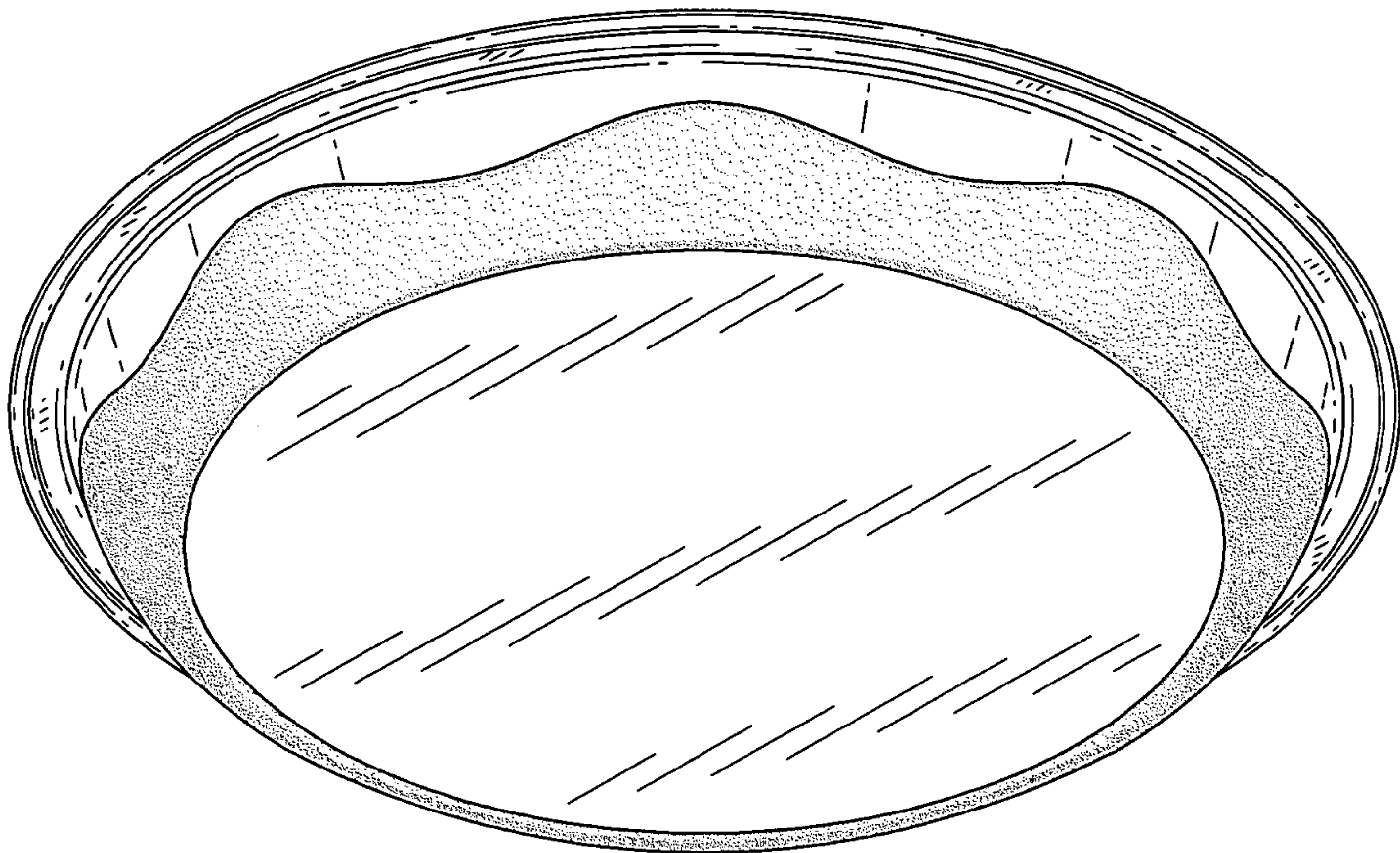


FIG. 2

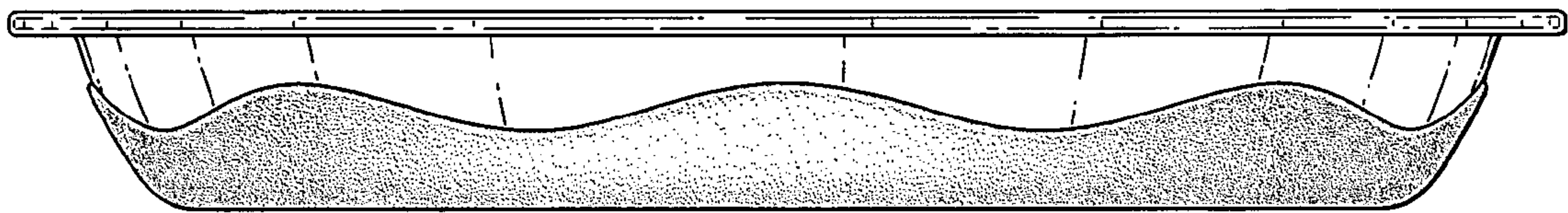


FIG. 3

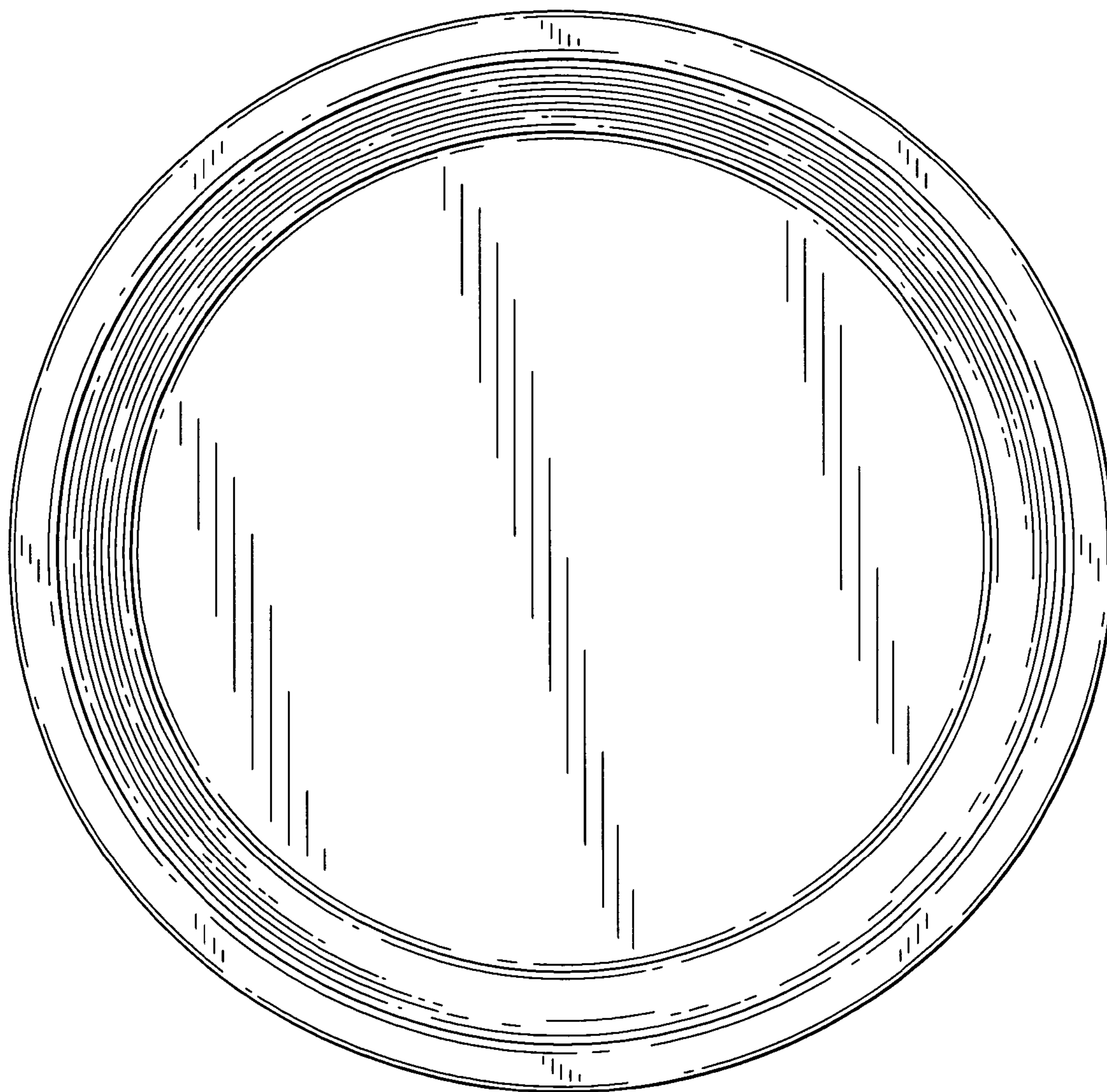


FIG. 4

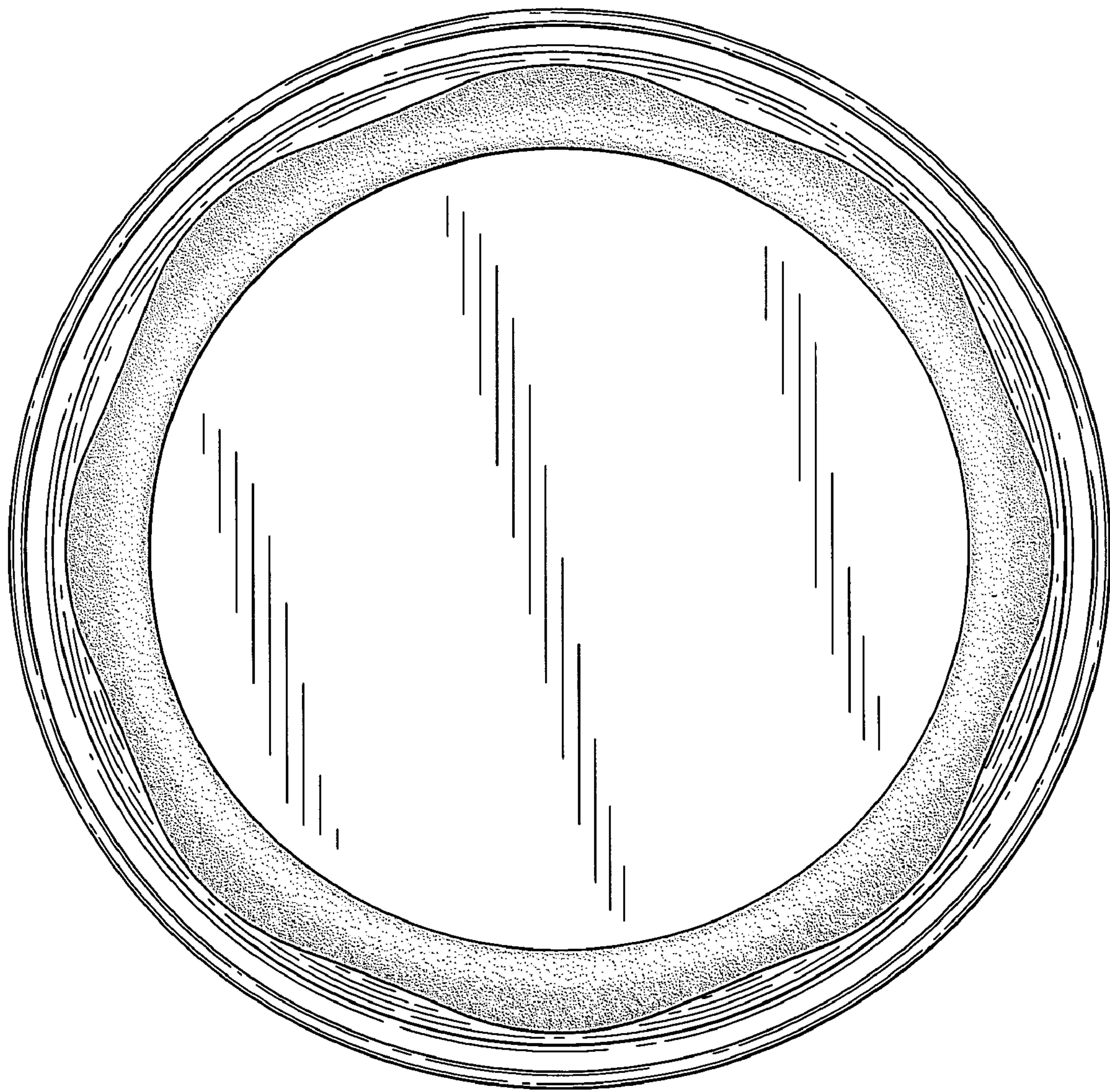


FIG. 5