



US00D613544S

(12) **United States Design Patent**
Salvaggio

(10) **Patent No.:** **US D613,544 S**

(45) **Date of Patent:** **** Apr. 13, 2010**

(54) **ACCESSORY GOLF TOWEL**

(76) **Inventor:** **John F. Salvaggio**, 55 High Point Cir.,
Newburgh, NY (US) 12550

(**) **Term:** **14 Years**

(21) **Appl. No.:** **29/338,691**

(22) **Filed:** **Jun. 17, 2009**

(51) **LOC (9) Cl.** **06-13**

(52) **U.S. Cl.** **D6/608**

(58) **Field of Classification Search** D6/695-600,
D6/602, 603, 608, 609; 15/118, 208, 209.1,
15/210.1, 215; D21/789; 150/156, 160
See application file for complete search history.

(56) **References Cited**

U.S. PATENT DOCUMENTS

5,075,918	A *	12/1991	Zeltner et al.	15/210.1
D330,140	S *	10/1992	Lerner	D6/608
D377,131	S *	1/1997	Davis	D6/608
D384,717	S *	10/1997	Hodges	D6/608
5,761,761	A *	6/1998	An	15/209.1
D401,105	S *	11/1998	Deweese	D6/608
6,115,872	A *	9/2000	Welsh	15/209.1
6,226,827	B1 *	5/2001	English, Jr.	15/118
D561,290	S *	2/2008	Prior et al.	D21/789
D596,439	S *	7/2009	Hall	D6/608

2005/0217048	A1 *	10/2005	Elie et al.	15/209.1
2007/0226934	A1 *	10/2007	Bohannon et al.	15/209.1
2008/0256734	A1 *	10/2008	Bratcher et al.	15/209.1

* cited by examiner

Primary Examiner—Janice E Seeger

Assistant Examiner—Mary Ann Calabrese

(74) *Attorney, Agent, or Firm*—Calhelha and Doyle, LLC

(57) **CLAIM**

The ornamental design for an accessory golf towel, as shown and described.

DESCRIPTION

FIG. 1 is a top, right side perspective view of an accessory golf towel showing my new design;

FIG. 2 is a front view thereof;

FIG. 3 is a bottom end view thereof;

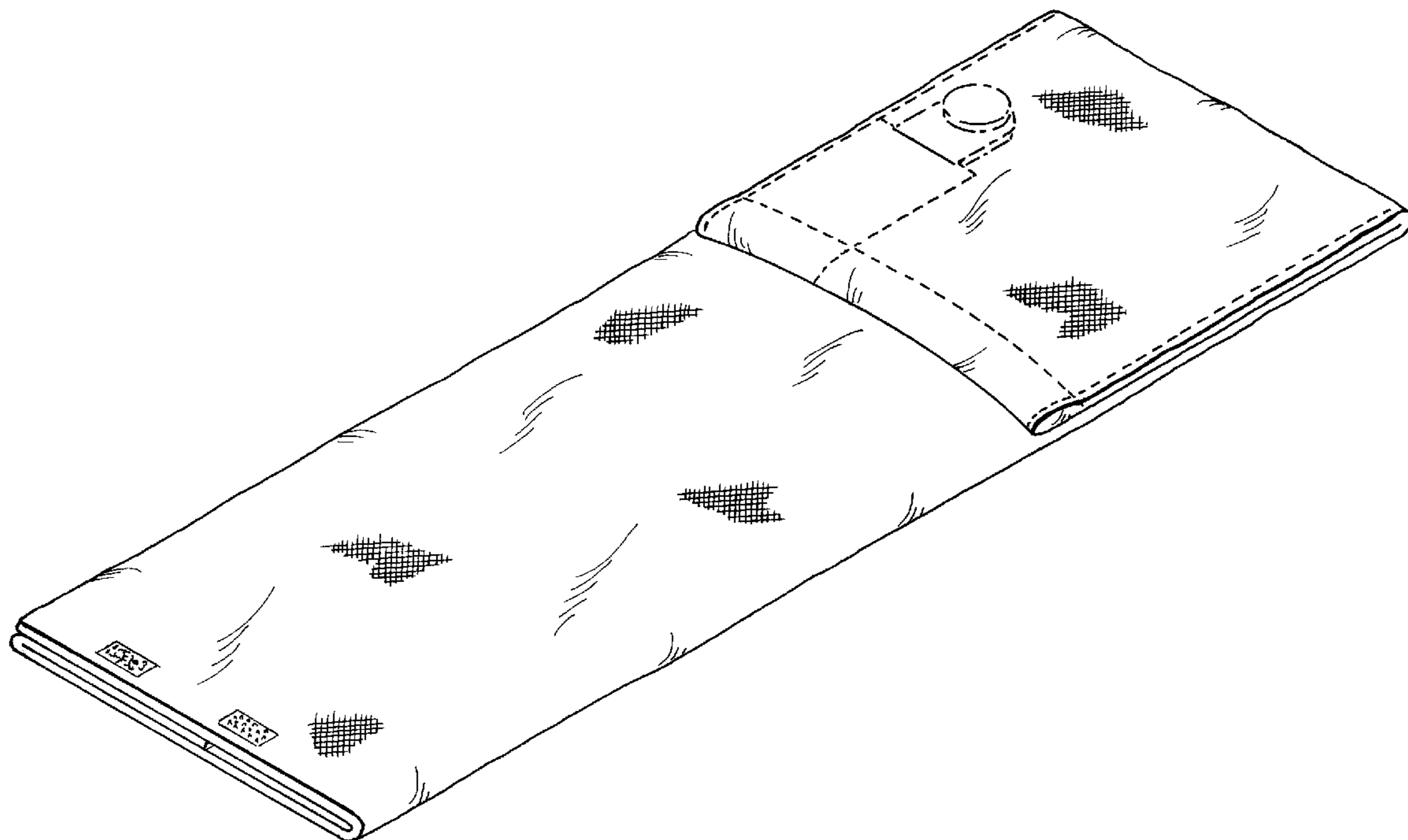
FIG. 4 is a left side view thereof;

FIG. 5 is a right side view thereof;

FIG. 6 is a rear view thereof; and,

FIG. 7 is a top end view thereof, the broken lines depict stitching and a divot tool for illustrative purposes only and form no part of the claimed design.

1 Claim, 3 Drawing Sheets



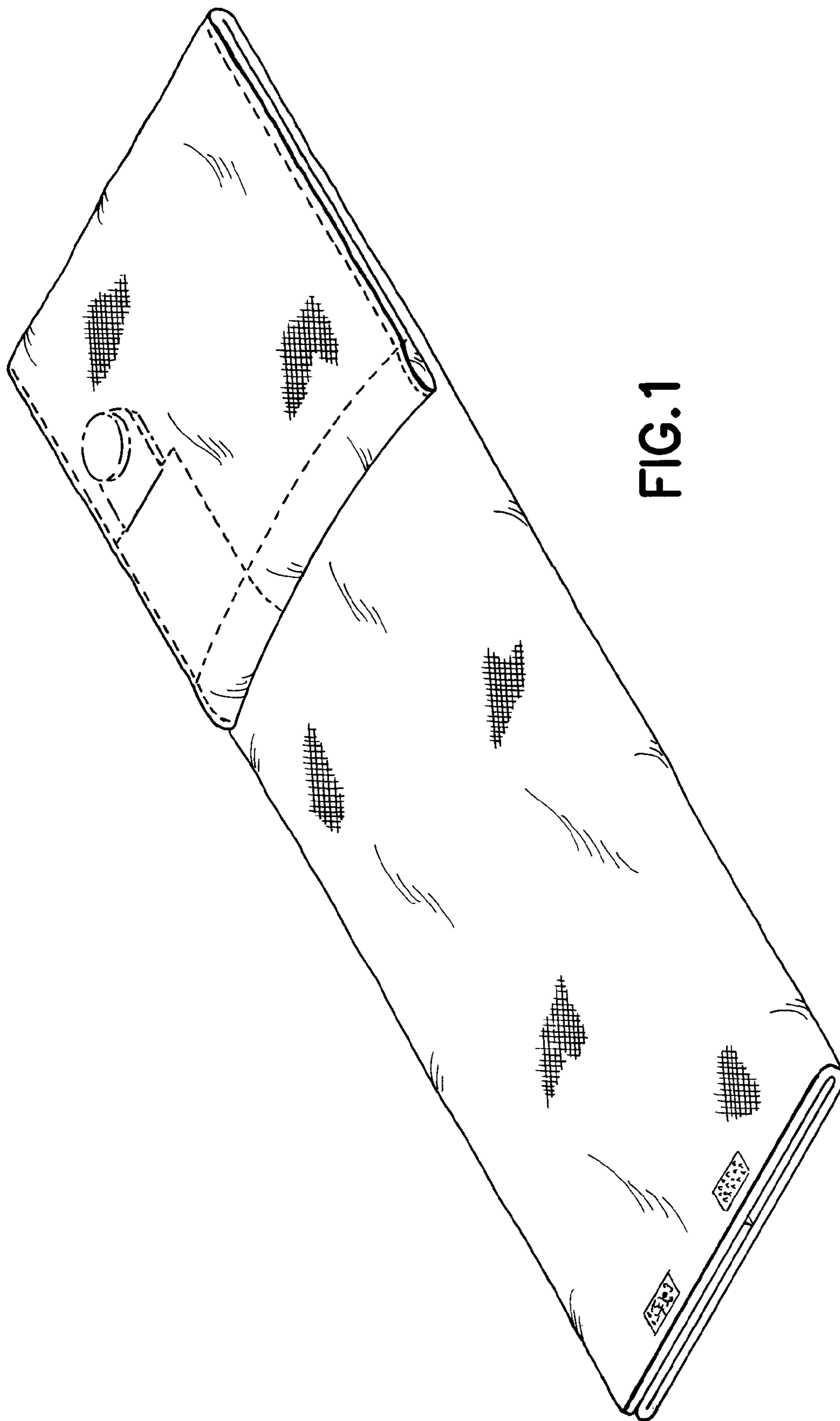


FIG. 1




FIG. 2

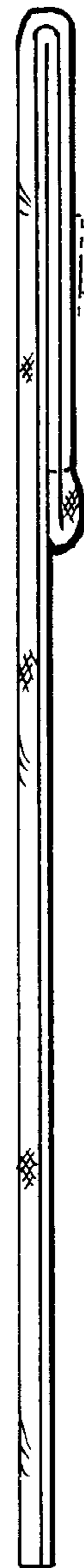


FIG. 4



FIG. 5




FIG. 3




FIG. 6



FIG. 7