



US00D613536S

(12) **United States Design Patent**
Pattberg

(10) **Patent No.:** **US D613,536 S**

(45) **Date of Patent:** **** Apr. 13, 2010**

(54) **HOUSING FOR A HAND TOWEL DISPENSER**

(75) Inventor: **Jens Pattberg**, Ebenhausen (DE)

(73) Assignee: **HTS International Trading AG**, Baar (CH)

(**) Term: **14 Years**

(21) Appl. No.: **29/333,740**

(22) Filed: **Mar. 13, 2009**

Related U.S. Application Data

(62) Division of application No. 29/299,687, filed on Jan. 2, 2008, now Pat. No. Des. 595,523.

(51) **LOC (9) Cl.** **20-02**

(52) **U.S. Cl.** **D6/518**

(58) **Field of Classification Search** D6/515-523;
206/225, 233, 389, 391; 211/13.1, 45; 242/570,
242/590; 248/309.1, 309.2, 905; 221/26,
221/33, 282-283; 222/173, 180

See application file for complete search history.

(56) **References Cited**

U.S. PATENT DOCUMENTS

D553,402 S *	10/2007	Orgna et al.	D6/518
D564,267 S *	3/2008	Tomic et al.	D6/518
D568,655 S *	5/2008	Friesen et al.	D6/518
D572,058 S *	7/2008	Cittadino et al.	D6/518

* cited by examiner

Primary Examiner—Brian N Vinson

(74) *Attorney, Agent, or Firm*—Rankin, Hill & Clark LLP

(57) **CLAIM**

The ornamental design for the housing for a hand towel dispenser, as shown and described.

DESCRIPTION

FIG. 1 is a perspective view of a preferred embodiment of the present invention.

FIG. 2 is a front view of the preferred embodiment of the present invention.

FIG. 3 is a left side view of the preferred embodiment of the present invention.

FIG. 4 is a right side view of the preferred embodiment of the present invention.

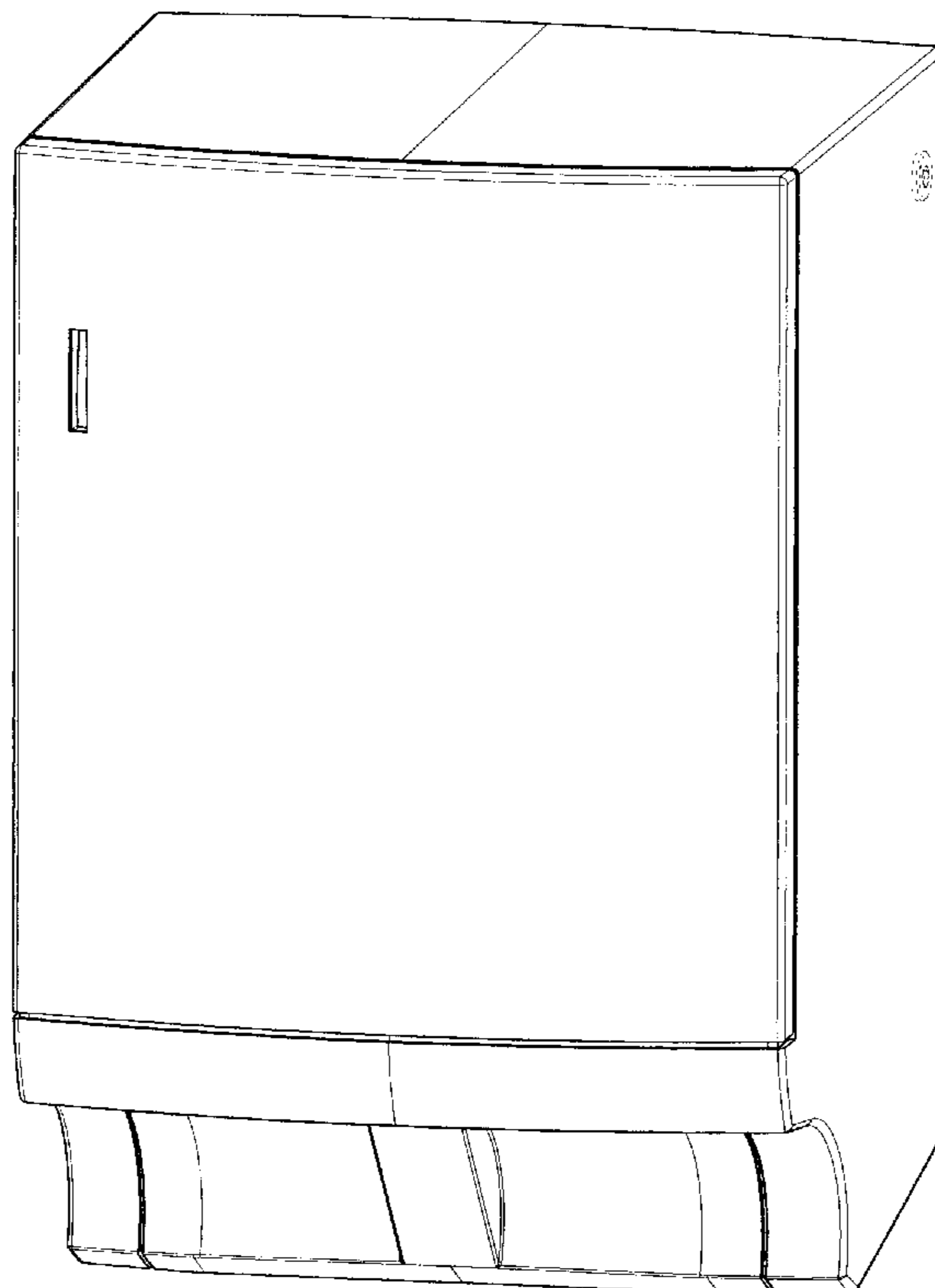
FIG. 5 is a top view of the preferred embodiment of the present invention.

FIG. 6 is a bottom view of the preferred embodiment of the present invention; and,

FIG. 7 is a rear view of the preferred embodiment of the present invention.

The broken-line disclosure in the views is understood to represent portions of the article in which the claimed design is embodied, but which form no part of the claimed design. Where a broken-line abuts a claimed surface, that broken line is understood to represent an unclaimed boundary between claimed and unclaimed surfaces.

1 Claim, 7 Drawing Sheets






Fig. 1




Fig. 2




Fig. 3




Fig. 4




Fig. 5

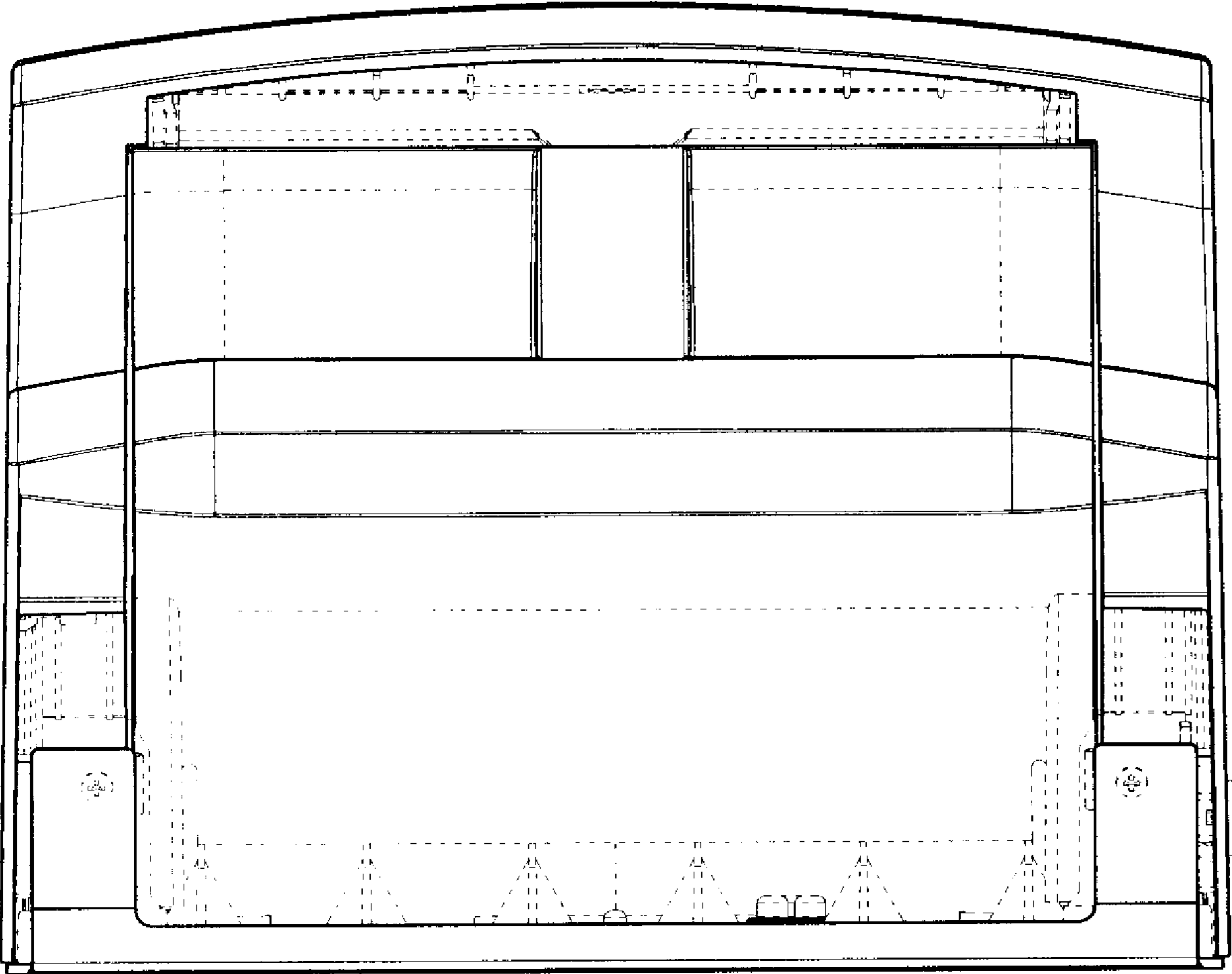


Fig. 6

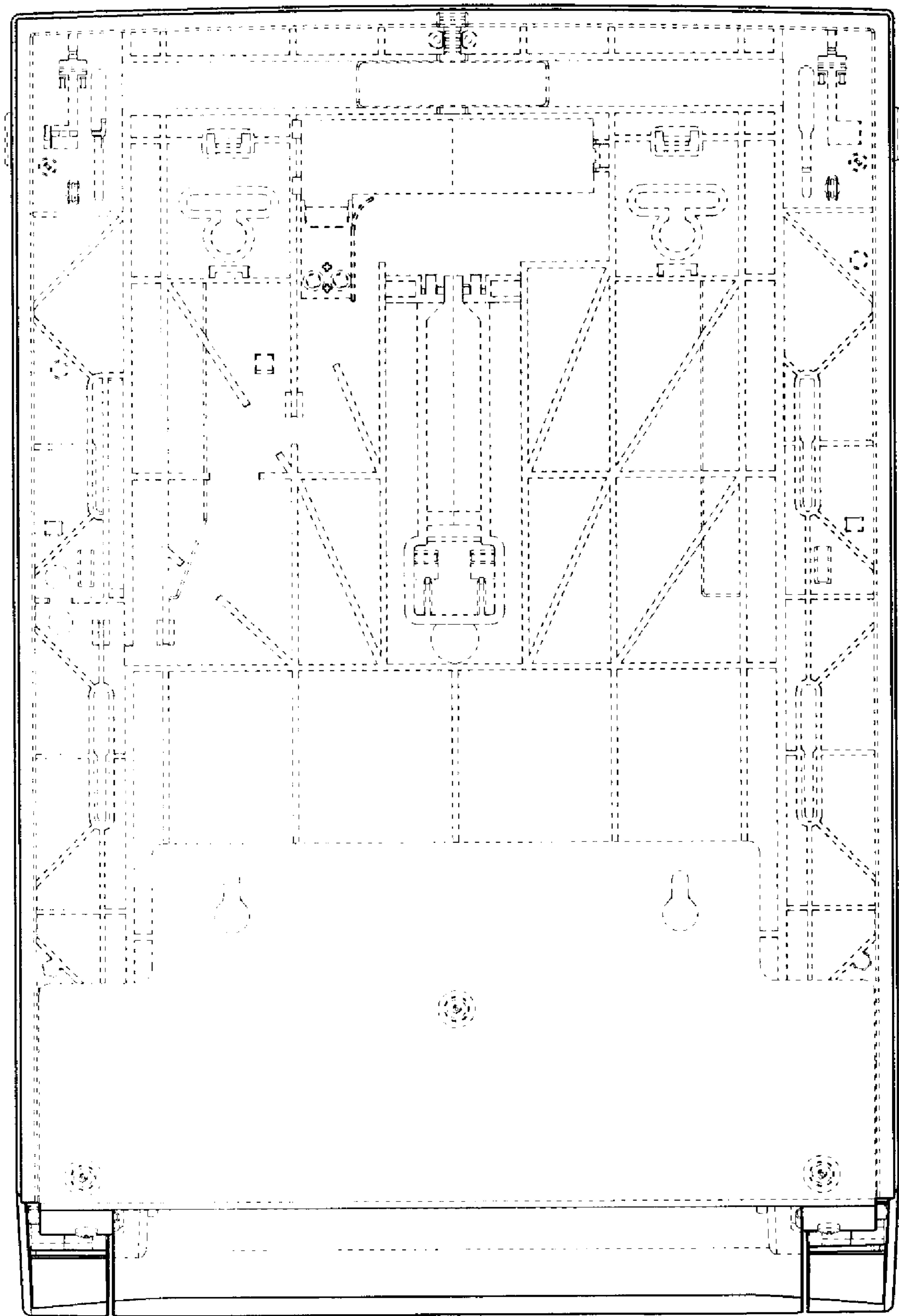


Fig. 7