



US00D613533S

(12) **United States Design Patent**
Halvorson, Jr. et al.

(10) **Patent No.:** **US D613,533 S**
(45) **Date of Patent:** **** Apr. 13, 2010**

(54) **DENTAL CHAIR**

(75) Inventors: **Harold Halvorson, Jr.**, Beaverton, OR
(US); **Stephen N. Weiler**, Dundee, OR
(US)

(73) Assignee: **A-dec, Inc.**, Newberg, OR (US)

(**) Term: **14 Years**

(21) Appl. No.: **29/331,836**

(22) Filed: **Feb. 2, 2009**

(51) **LOC (9) Cl.** **06-01**

(52) **U.S. Cl.** **D6/500**

(58) **Field of Classification Search** D6/334-336,
D6/360-361, 365, 367, 371, 373, 379, 500-502;
D24/178, 183; 297/316, 313, 330, 391, 396,
297/344.17, 344.18, 423.1, 423.19, 68, 271.1,
297/353, 354.1; 601/49

See application file for complete search history.

(56) **References Cited**

U.S. PATENT DOCUMENTS

- D199,978 S 1/1965 Carnese
- D211,984 S 8/1968 Billin
- 3,414,324 A * 12/1968 Taylor et al. 297/90
- D223,489 S * 4/1972 Olsen D6/361
- 3,698,765 A 10/1972 Olsen
- 3,729,227 A 4/1973 Ohta
- 3,866,973 A 2/1975 Heubeck
- D237,327 S 10/1975 Collins et al.
- D238,019 S 12/1975 Leffler
- D238,317 S 1/1976 Erlangen et al.
- D260,703 S 9/1981 Pearson
- D268,149 S 3/1983 Case
- 4,929,023 A 5/1990 Rasmussen
- D324,968 S 3/1992 Smith
- 5,131,717 A 7/1992 Kaminiski et al.
- D333,736 S 3/1993 Nordstrom
- 5,190,349 A 3/1993 Austin, Jr. et al.
- D336,381 S 6/1993 Nordstrom
- 5,267,778 A 12/1993 Krebs et al.
- D347,946 S 6/1994 Nordstrom et al.

- 5,320,415 A 6/1994 Krebs
- 5,340,953 A 8/1994 Krebs et al.
- 5,342,007 A 8/1994 LaPlante
- 5,374,136 A 12/1994 LaPlante
- 5,395,160 A 3/1995 Krebs et al.
- 5,405,115 A 4/1995 Reed
- D357,834 S 5/1995 Nordstrom et al.
- D361,438 S 8/1995 Spencer et al.
- 5,467,951 A * 11/1995 Young 248/188.1
- D371,263 S 7/1996 Liu
- 5,601,331 A 2/1997 Austin, Jr. et al.

(Continued)

OTHER PUBLICATIONS

A-dec, Inc. 500 brochure date 2004.

(Continued)

Primary Examiner—Caron Veynar

Assistant Examiner—Abraham Bahta

(74) *Attorney, Agent, or Firm*—Klarquist Sparkman, LLP

(57) **CLAIM**

The ornamental design for a dental chair, as shown and described.

DESCRIPTION

FIG. 1 is a right side perspective view of a dental chair showing my new design;

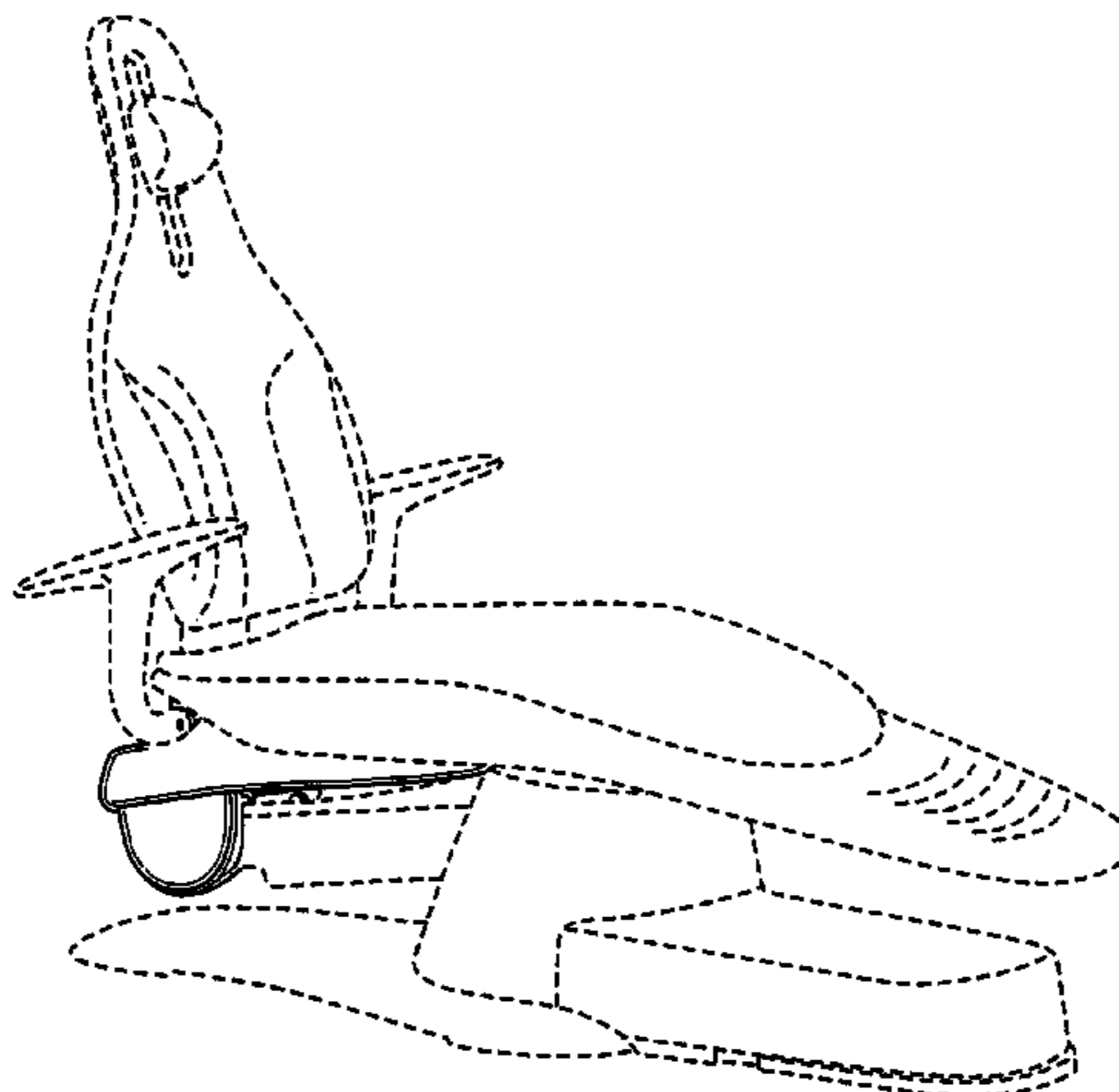
FIG. 2 is a right side view, the left side view being a mirror image thereof;

FIG. 3 is a front view thereof; and,

FIG. 4 is a rear view thereof.

The broken lines shown herein are for illustrative purposes only and form no part of the claimed design. The bottom forms no part of the claimed design.

1 Claim, 3 Drawing Sheets



US D613,533 S

Page 2

U.S. PATENT DOCUMENTS

D378,961 S 4/1997 Nordstrom et al.
5,628,546 A 5/1997 Boetzkes
D384,154 S 9/1997 Malmen et al.
5,823,699 A 10/1998 Austin, Jr. et al.
6,013,882 A 1/2000 Boetzkes
D420,225 S 2/2000 Lamb et al.
D444,325 S 7/2001 DeJule
D462,189 S 9/2002 Brockway et al.
D495,165 S 8/2004 Lenger
6,802,564 B2 10/2004 Brockway et al.
D498,067 S 11/2004 Van Dyke
6,814,409 B2 11/2004 Jackson

6,893,096 B2 5/2005 Bonn et al.
D525,443 S 7/2006 Takahashi
7,195,219 B2 3/2007 Irwin et al.
D542,064 S 5/2007 Hosey
7,240,966 B2 7/2007 Stone et al.
7,290,836 B2 11/2007 Nordstrom et al.
D565,315 S 4/2008 Nielsen
D578,787 S 10/2008 Genelli

OTHER PUBLICATIONS

Sirona Teneo Brochure date 2009.

* cited by examiner

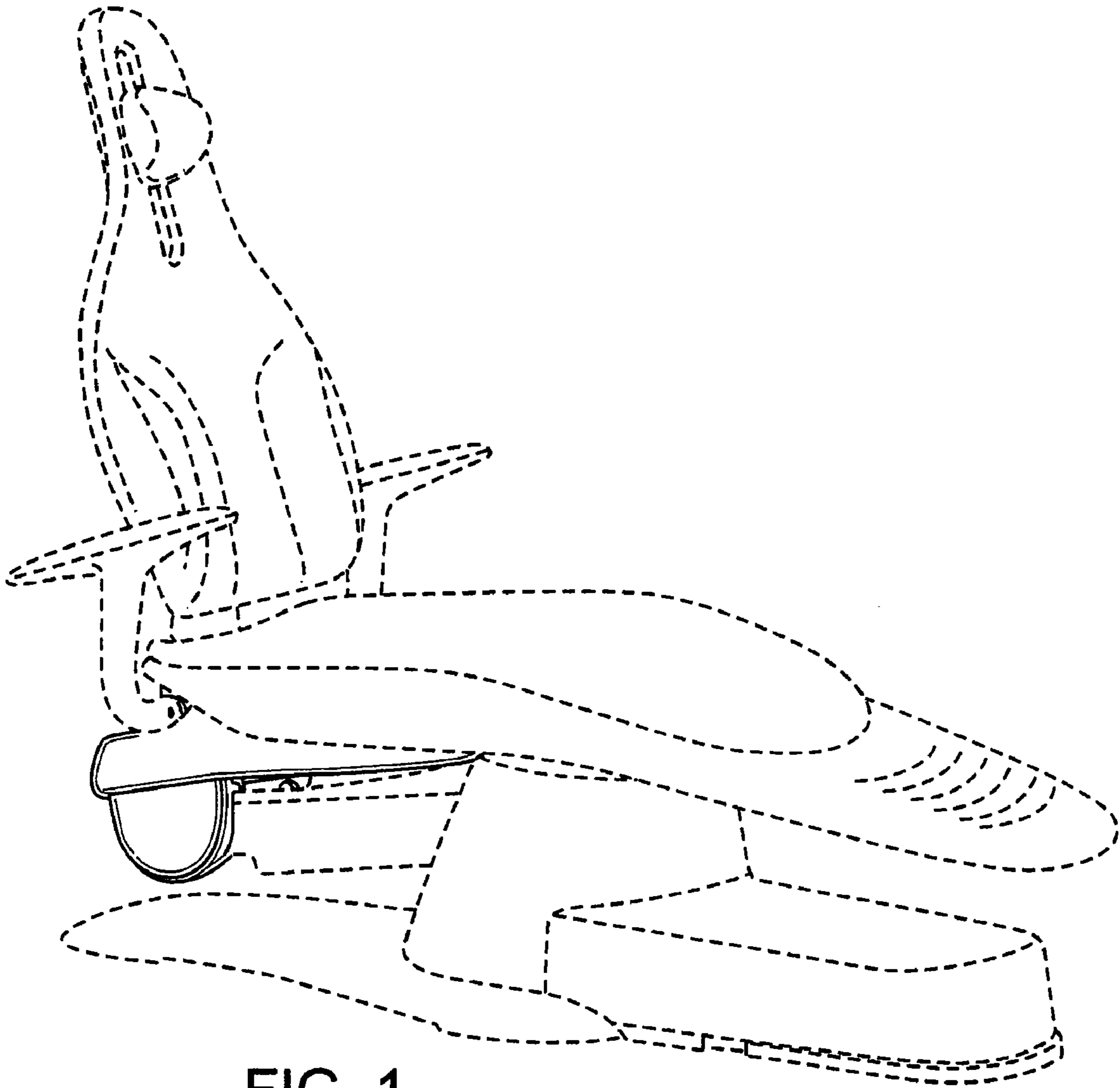


FIG. 1

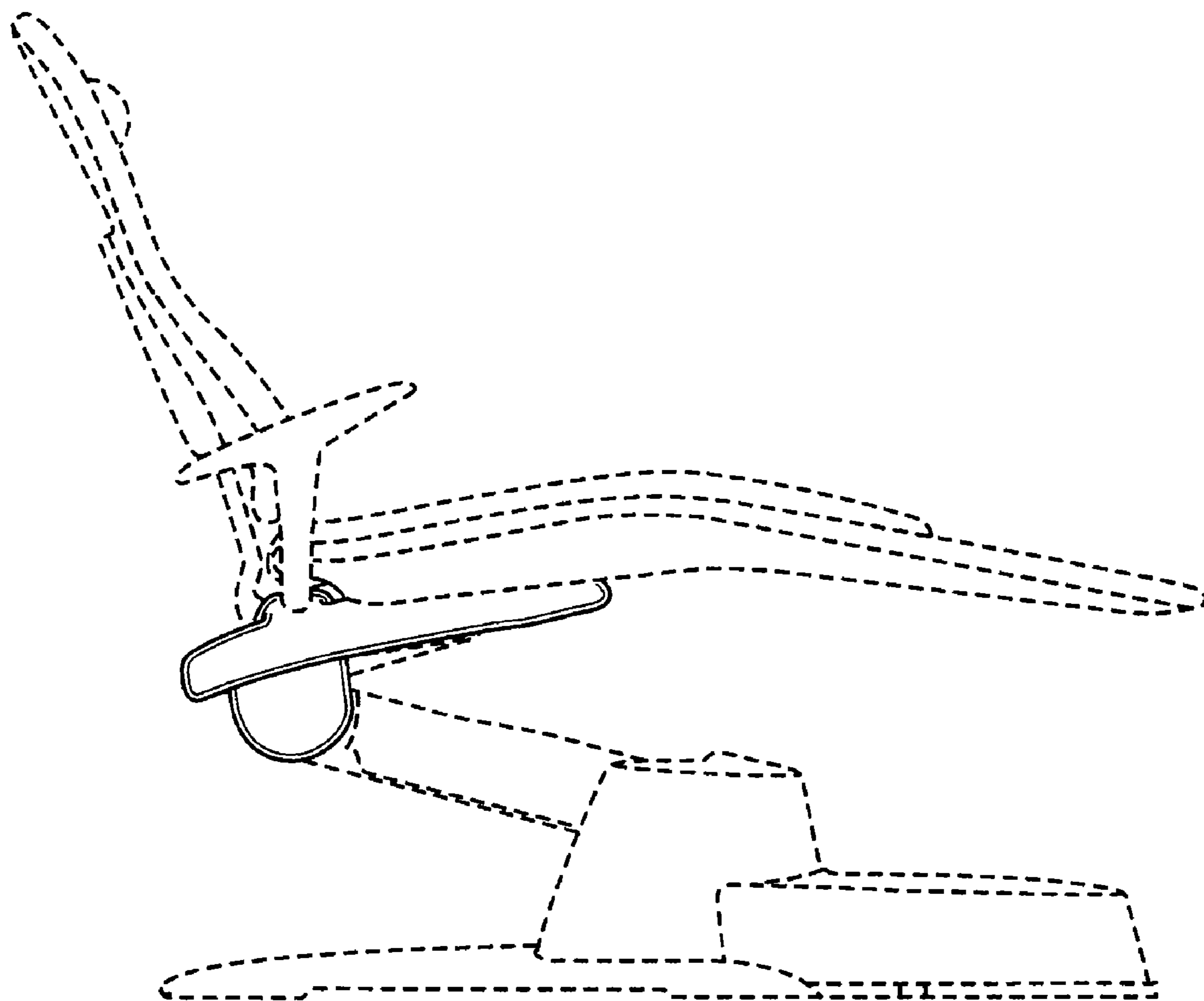


FIG. 2

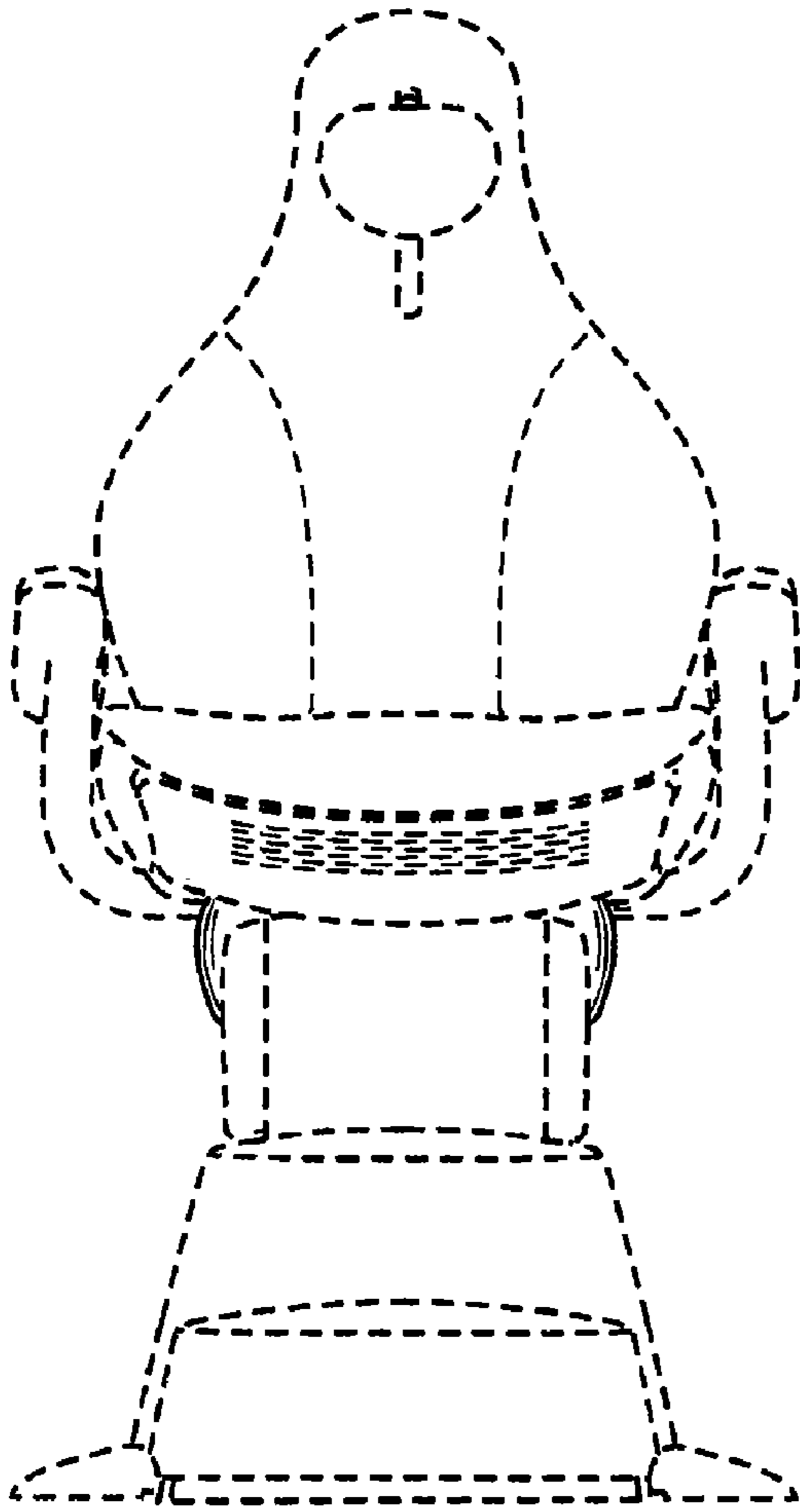


FIG. 3

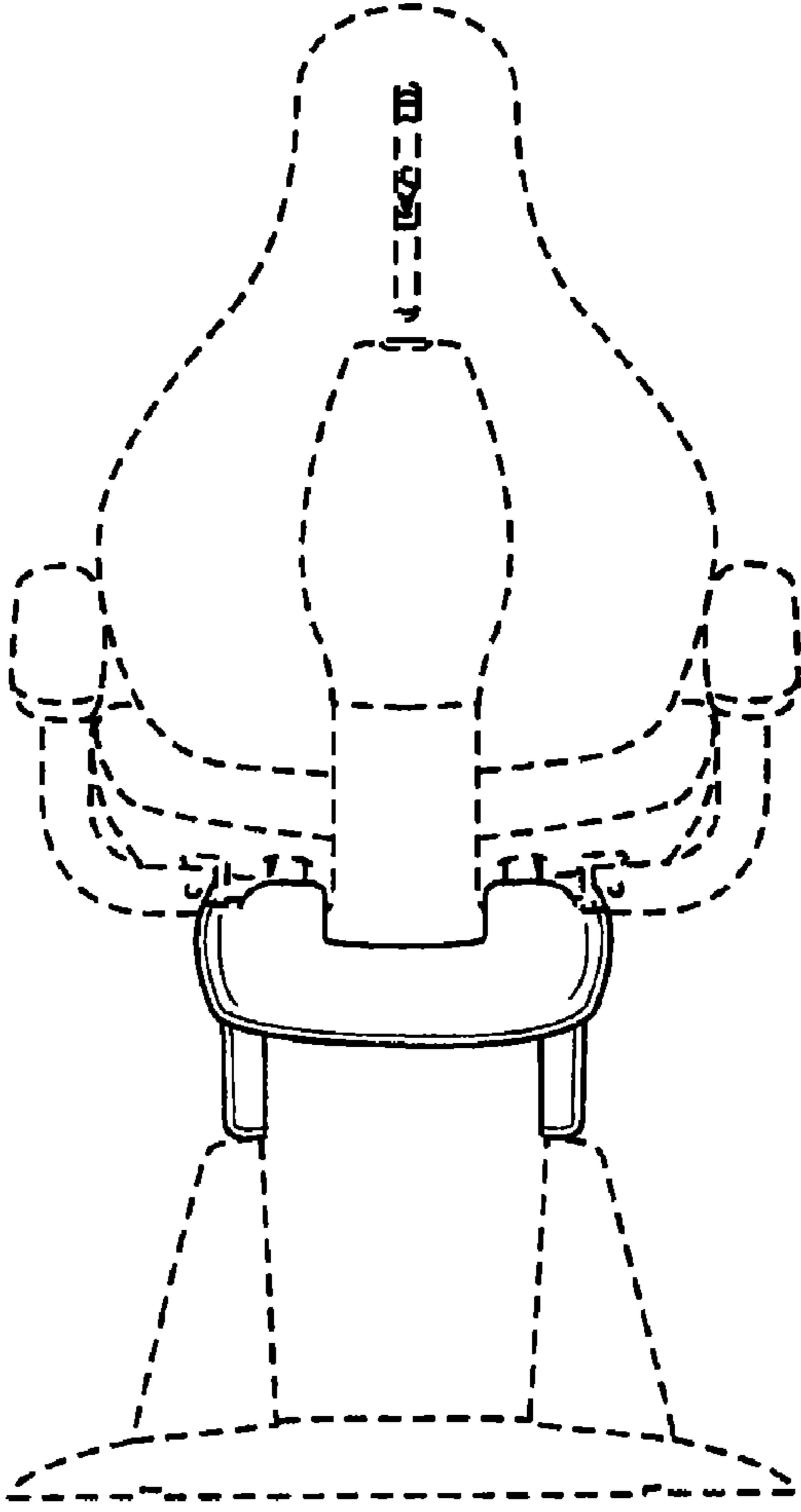


FIG. 4