



US00D613532S

(12) **United States Design Patent**
Halvorson, Jr. et al.

(10) **Patent No.:** **US D613,532 S**
(45) **Date of Patent:** **** Apr. 13, 2010**

(54) **DENTAL CHAIR**
(75) Inventors: **Harold Halvorson, Jr.**, Beaverton, OR
(US); **Jason Alvarez**, Portland, OR (US)
(73) Assignee: **A-dec, Inc.**, Newberg, OR (US)
(**) Term: **14 Years**
(21) Appl. No.: **29/331,460**
(22) Filed: **Jan. 26, 2009**

5,340,953 A 8/1994 Krebs et al.
5,342,007 A 8/1994 LaPlante
5,374,136 A 12/1994 LaPlante
5,395,160 A 3/1995 Krebs et al.
5,405,115 A 4/1995 Reed
D357,834 S 5/1995 Nordstrom et al.
D361,438 S * 8/1995 Spencer et al. D6/367
5,467,951 A 11/1995 Young
D371,263 S 7/1996 Liu
5,601,331 A 2/1997 Austin, Jr. et al.

(51) **LOC (9) Cl.** **06-01**
(52) **U.S. Cl.** **D6/500**
(58) **Field of Classification Search** D6/334-336,
D6/360-361, 365, 367, 371, 373, 379, 500-502;
D24/178, 183; 297/316, 313, 330, 391, 396,
297/344.18, 344.17, 423.1, 423.19, 68, 271.1,
297/353, 354.1; 601/49
See application file for complete search history.

(Continued)

OTHER PUBLICATIONS

Sirona Teneo Brochure.

(Continued)

Primary Examiner—Caron Veynar
Assistant Examiner—Abraham Bahta
(74) *Attorney, Agent, or Firm*—Klarquist Sparkman, LLP

(56) **References Cited**

U.S. PATENT DOCUMENTS

D199,978 S 1/1965 Carnese
D211,984 S 8/1968 Billin
3,414,324 A 12/1968 Taylor
D223,489 S 4/1972 Olsen
3,698,765 A * 10/1972 Olsen 297/396
3,729,227 A * 4/1973 Ohta 297/391
3,866,973 A 2/1975 Heubeck
D237,327 S 10/1975 Collins et al.
D238,019 S 12/1975 Leffler
D238,317 S 1/1976 Erlangen et al.
D260,703 S 9/1981 Pearson
D268,149 S * 3/1983 Case D6/361
4,929,023 A * 5/1990 Rasmussen 297/330
D324,968 S 3/1992 Smith
5,131,717 A 7/1992 Kaminiski et al.
D333,736 S 3/1993 Nordstrom
5,190,349 A 3/1993 Austin, Jr. et al.
D336,381 S 6/1993 Nordstrom
5,267,778 A 12/1993 Krebs et al.
D347,946 S 6/1994 Nordstrom et al.
5,320,415 A 6/1994 Krebs

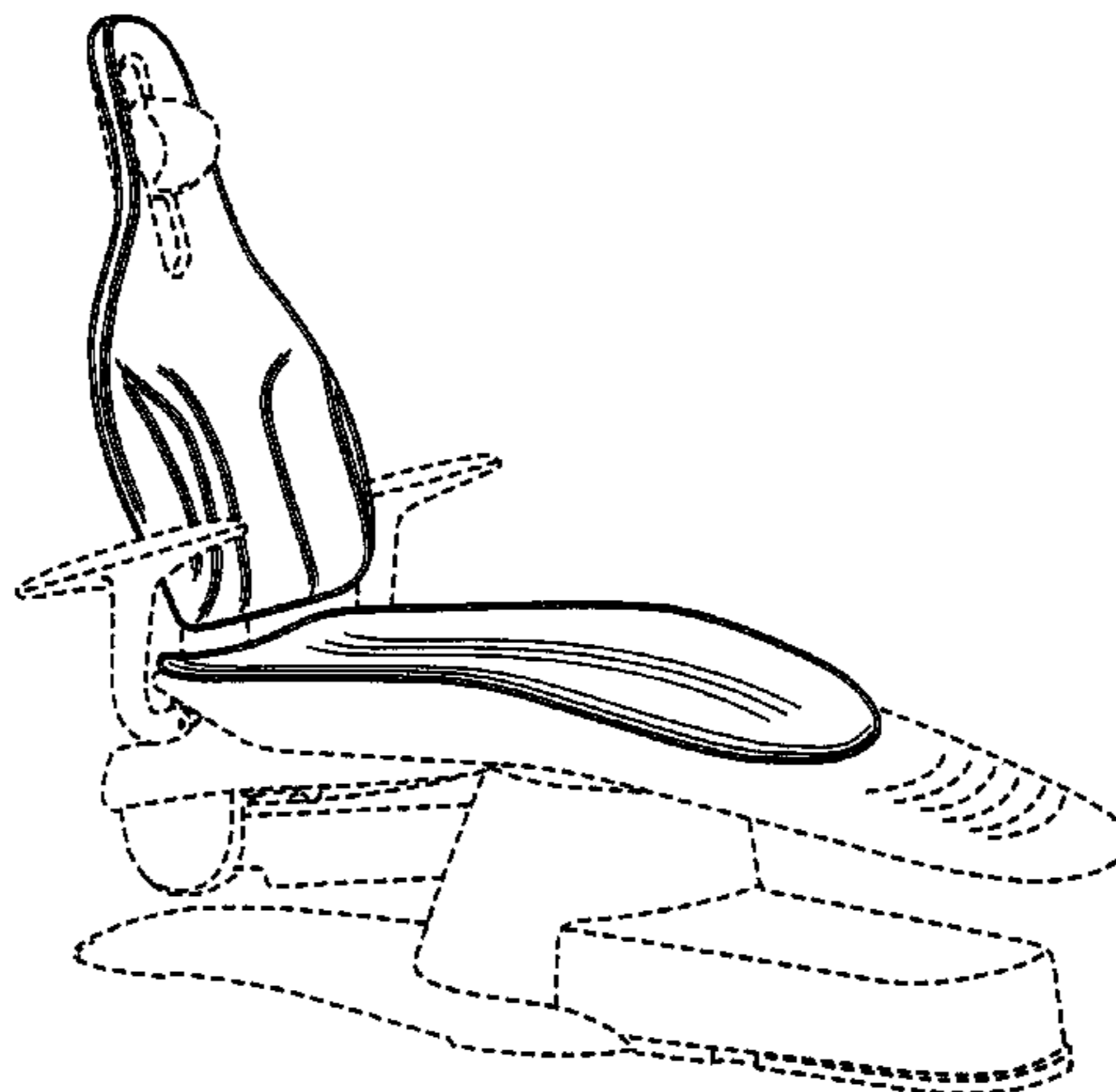
(57) **CLAIM**

The ornamental design for a dental chair, as shown and described.

DESCRIPTION

FIG. 1 is a right side perspective view of a dental chair in upright position showing our new design;
FIG. 2 is a right side view, the left side view being a mirror image thereof;
FIG. 3 is a front view thereof;
FIG. 4 is a back view thereof;
FIG. 5 is a top plan view thereof; and,
FIG. 6 is a bottom plan view thereof.
The broken lines shown herein are for illustrative purposes only and form no part of the claimed design.

1 Claim, 4 Drawing Sheets



US D613,532 S

Page 2

U.S. PATENT DOCUMENTS

D378,961	S	4/1997	Nordstrom et al.				
5,628,546	A	5/1997	Boetzkes				
D384,154	S *	9/1997	Malmen et al.	D24/178			
5,823,699	A	10/1998	Austin, Jr. et al.				
6,013,882	A	1/2000	Boetzkes				
D420,225	S *	2/2000	Lamb et al.	D6/367			
D444,325	S	7/2001	DeJule				
D462,189	S *	9/2002	Brockway et al.	D6/367			
D495,165	S	8/2004	Lenger				
6,802,564	B2 *	10/2004	Brockway et al.	297/330			
D498,067	S	11/2004	Van Dyke				
6,814,409	B2	11/2004	Jackson				
6,893,096	B2	5/2005	Bonn et al.				
D525,443	S *	7/2006	Takahashi	D6/367			
7,195,219	B2	3/2007	Irwin et al.				
D542,064	S	5/2007	Hosey				
7,240,966	B2	7/2007	Stone et al.				
7,290,836	B2 *	11/2007	Nordstrom et al.	297/452.36			
D565,315	S *	4/2008	Nielsen	D6/367			
D578,787	S	10/2008	Genelli				

OTHER PUBLICATIONS

A-dec, Inc. 500 brochure 2004.

* cited by examiner

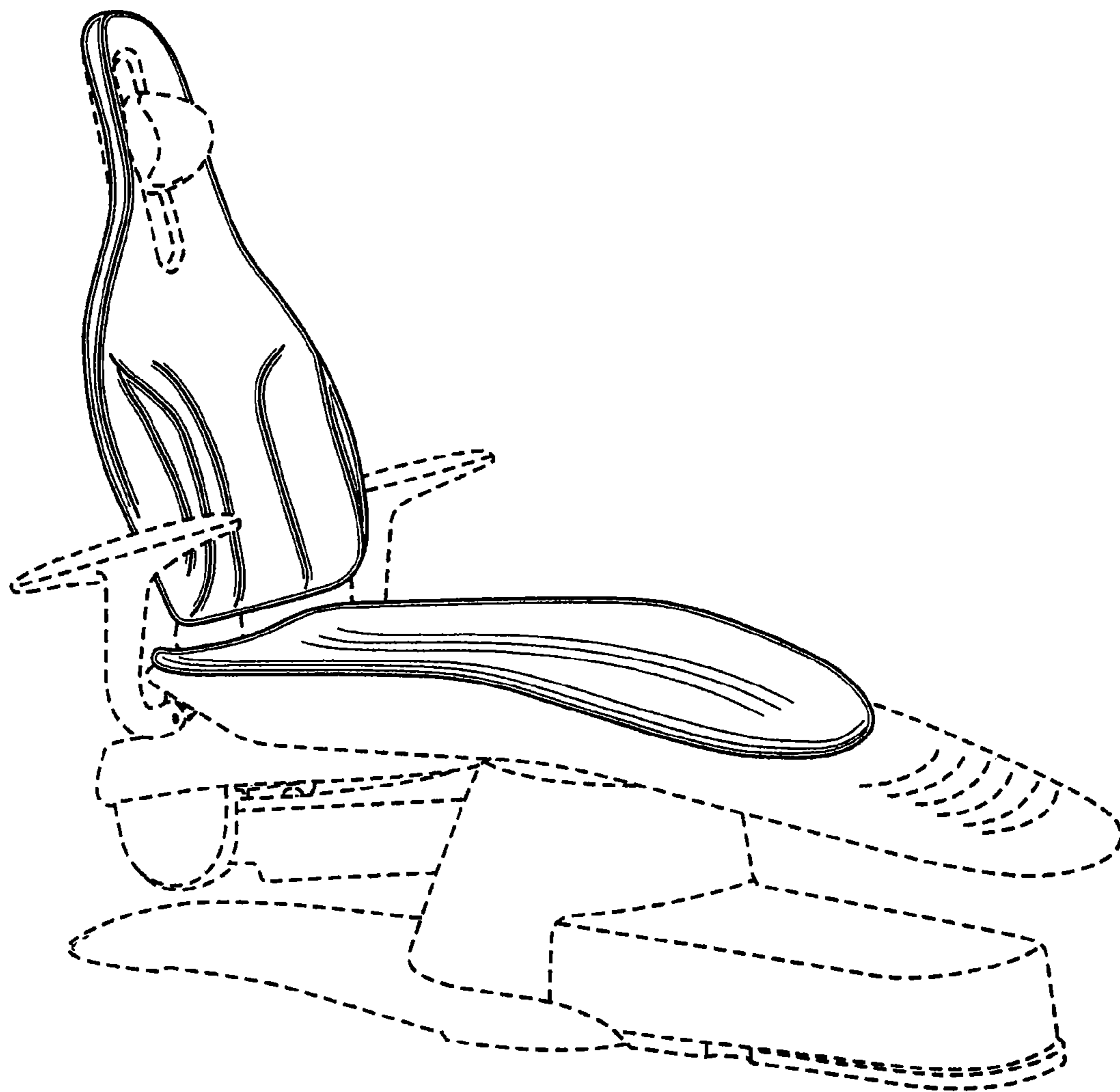


FIG. 1

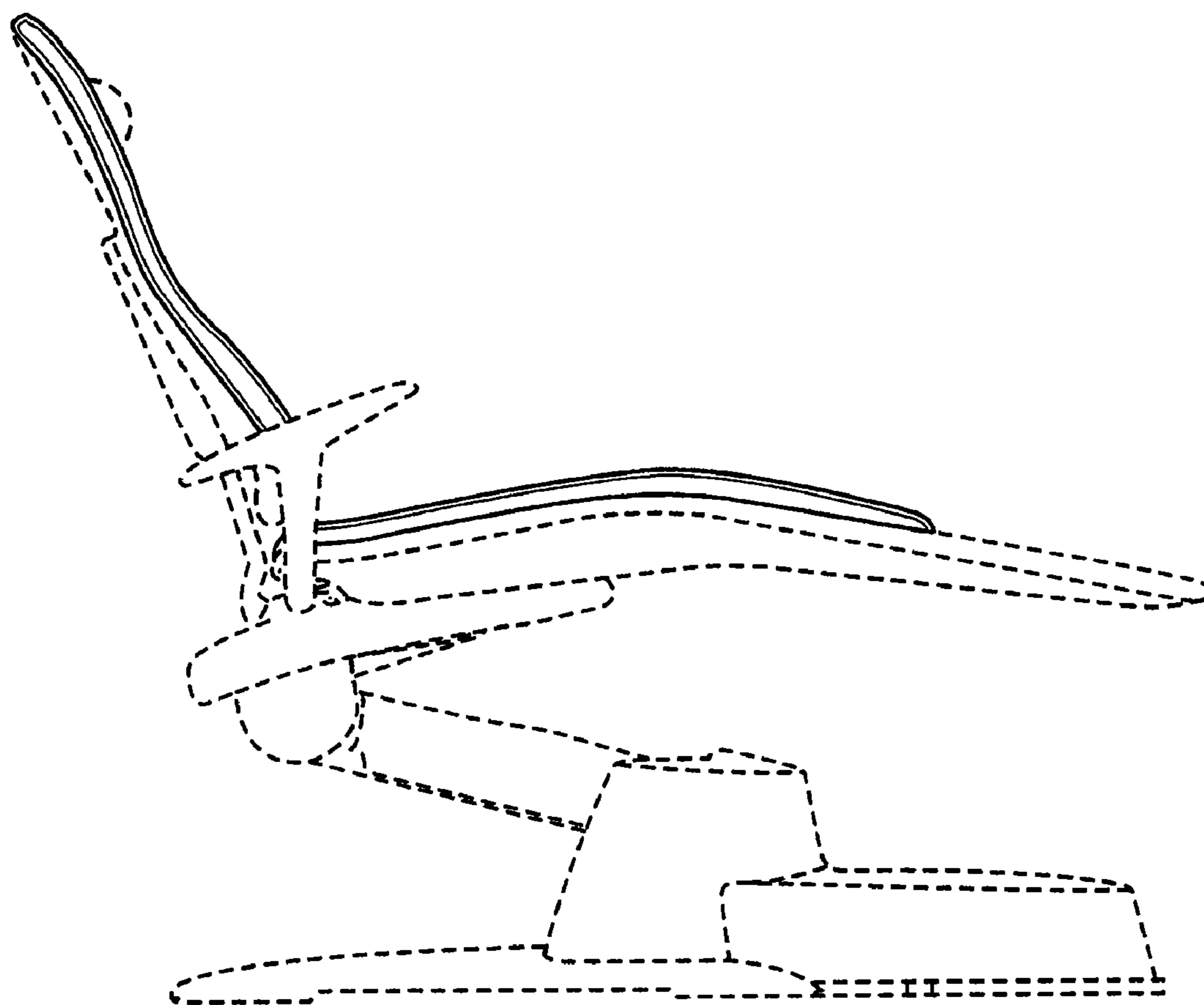


FIG. 2

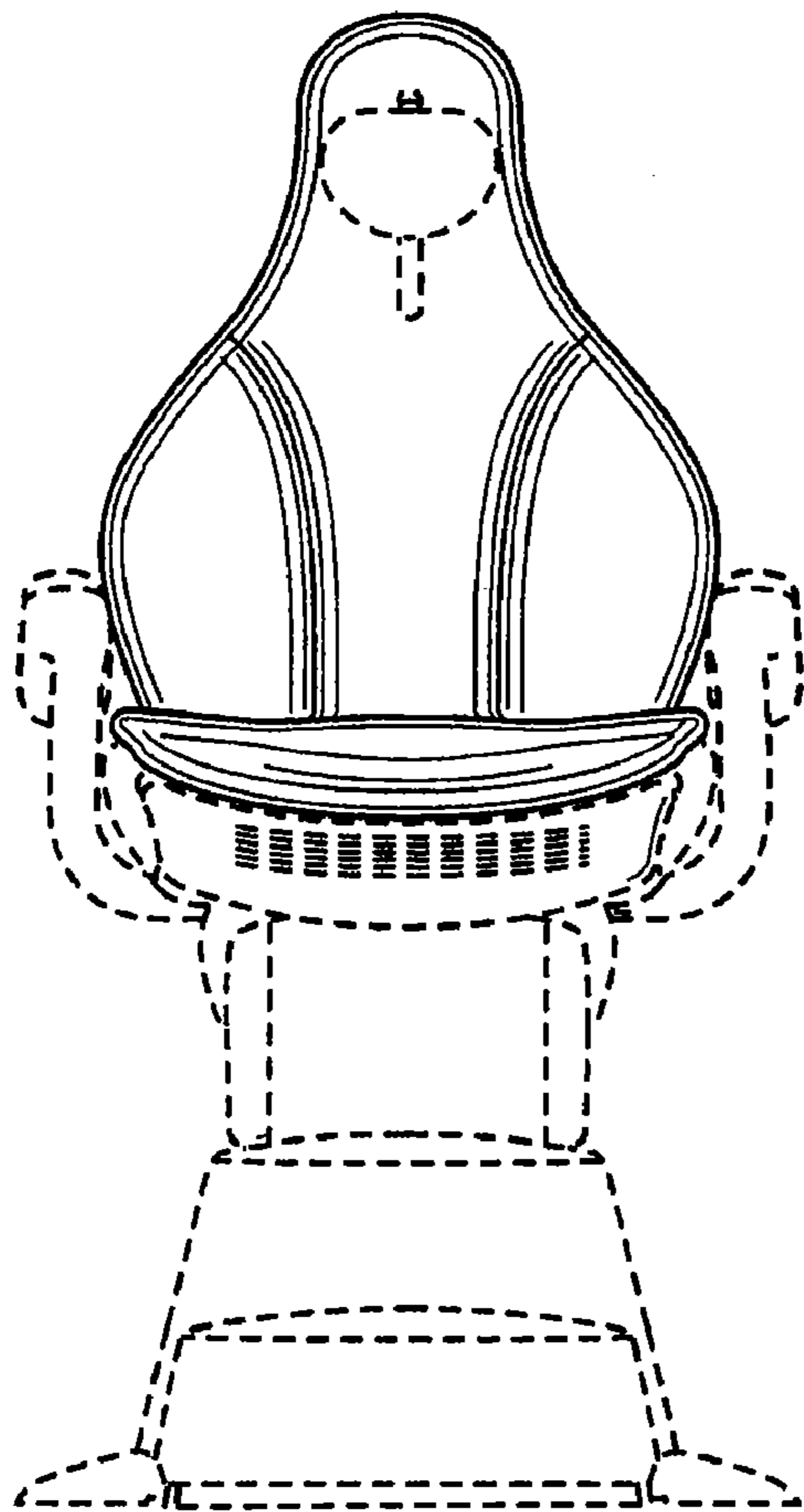


FIG. 3

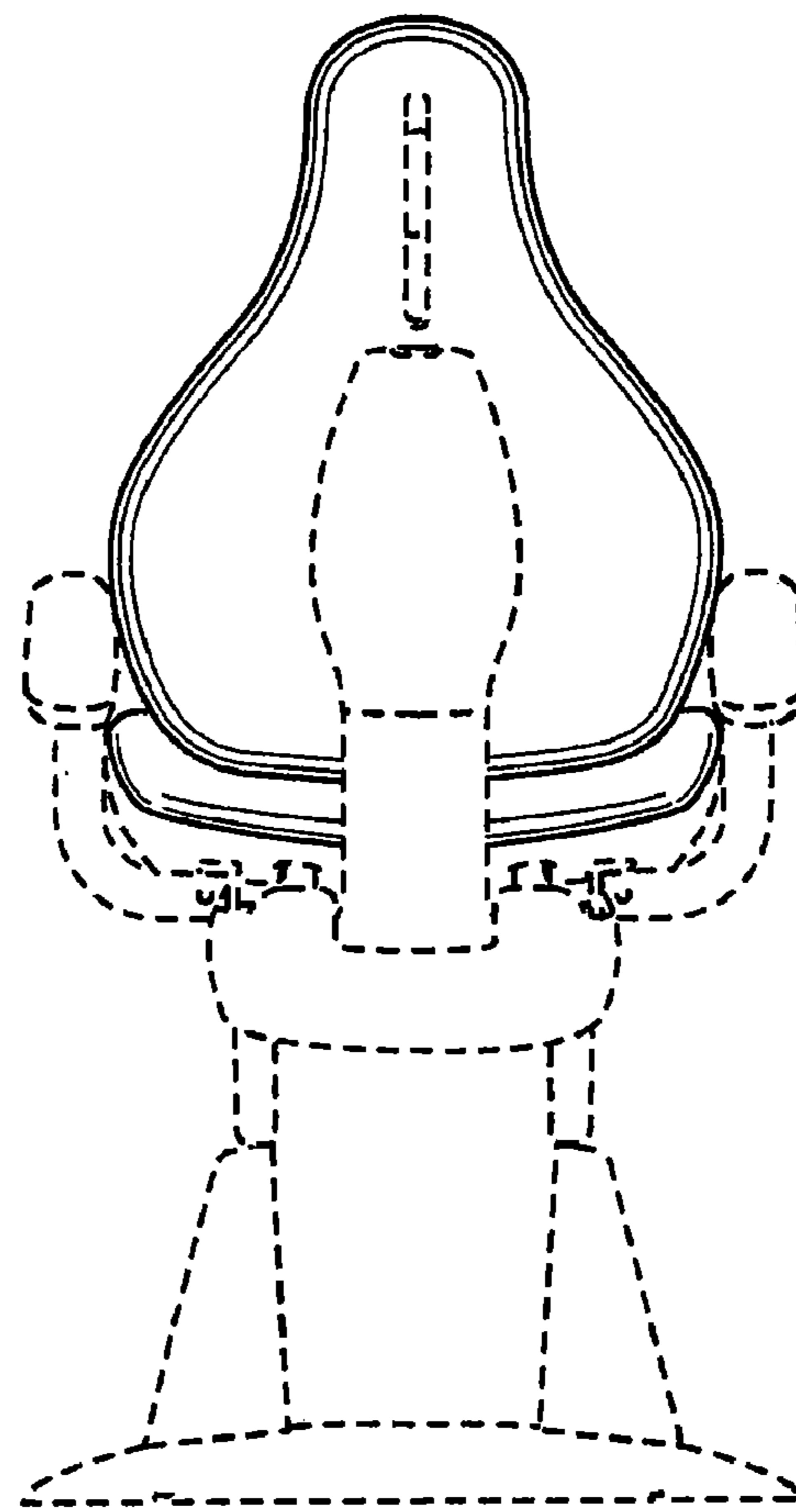


FIG. 4

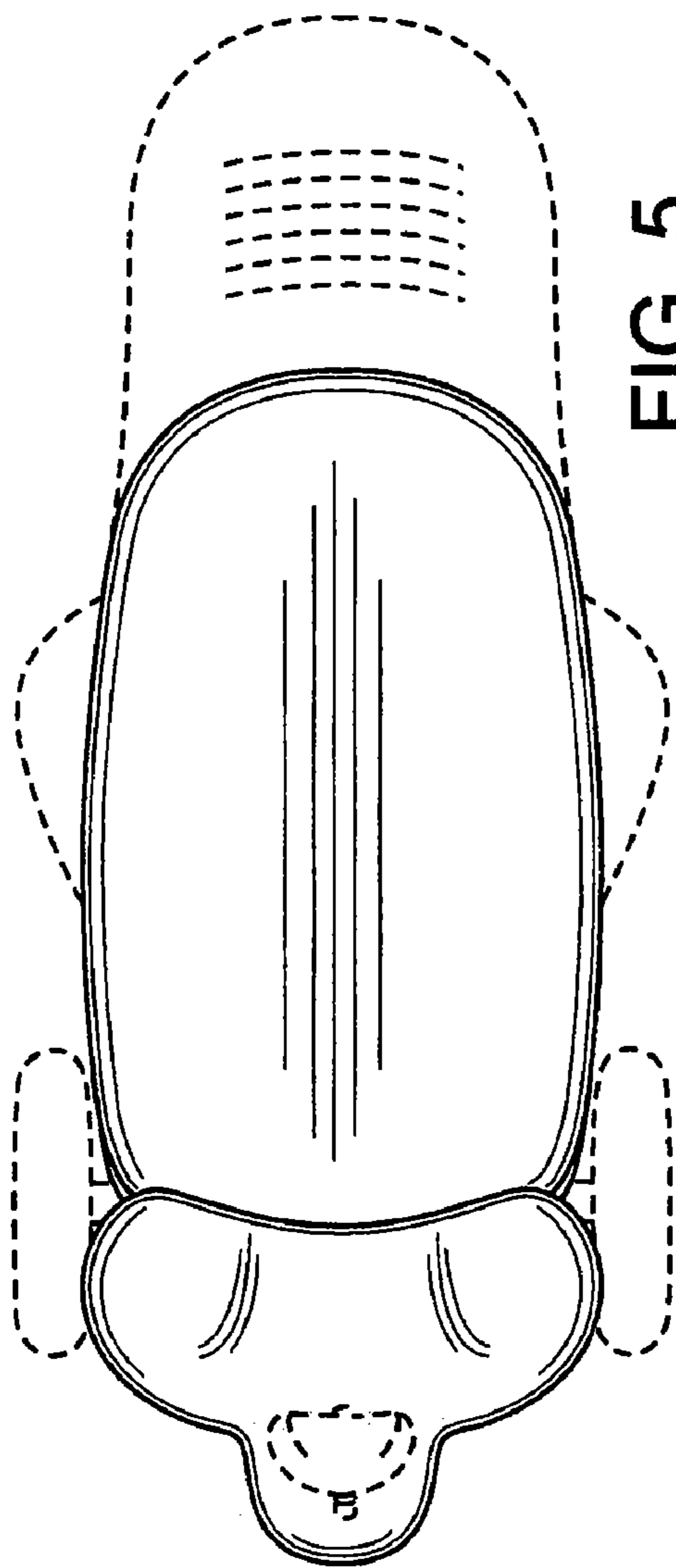


FIG. 5

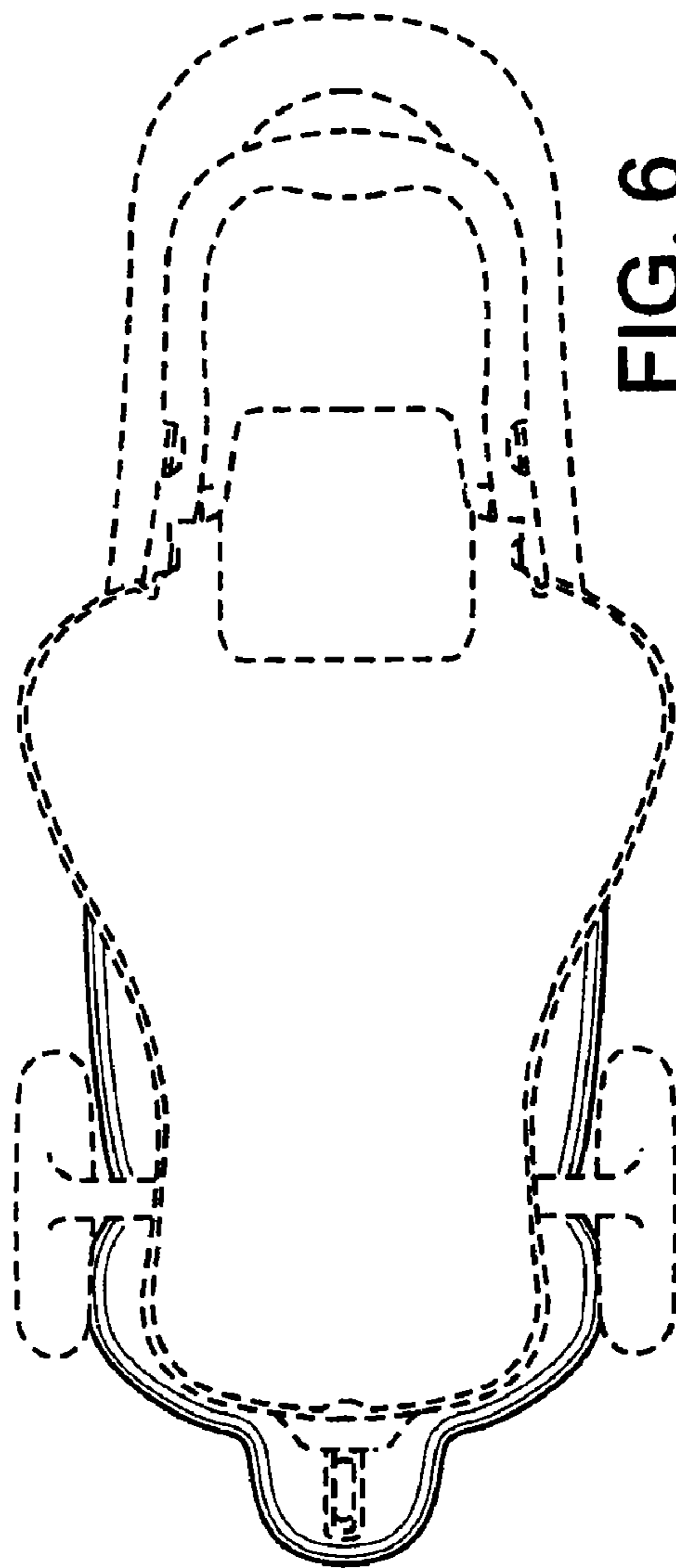


FIG. 6