



US00D613531S

(12) **United States Design Patent**
Halvorson, Jr.

(10) **Patent No.:** **US D613,531 S**
(45) **Date of Patent:** **** Apr. 13, 2010**

(54) **BASE PLATE**

(75) Inventor: **Harold Halvorson, Jr.**, Beaverton, OR
(US)

(73) Assignee: **A-dec, Inc.**, Newberg, OR (US)

(**) Term: **14 Years**

(21) Appl. No.: **29/331,835**

(22) Filed: **Feb. 2, 2009**

(51) **LOC (9) Cl.** **06-01**

(52) **U.S. Cl.** **D6/495**

(58) **Field of Classification Search** D6/495,
D6/334-336, 360-361, 365, 367, 371, 379,
D6/500-502; D24/178, 183; 297/316, 313,
297/330, 391, 396, 344.15, 344.17, 423.1,
297/423.18, 423.19, 271.1, 353, 354.1; 601/49,
601/86, 98-99; 248/188.8, 188.9; 108/161
See application file for complete search history.

(56) **References Cited**

U.S. PATENT DOCUMENTS

D199,978 S	1/1965	Carnese	
D211,984 S *	8/1968	Billin	D6/495
3,414,324 A	12/1968	Taylor	
D223,489 S	4/1972	Olsen	
3,698,765 A	10/1972	Olsen	
3,729,227 A	4/1973	Ohta	
3,866,973 A	2/1975	Heubeck	
D237,327 S	10/1975	Collins et al.	
D238,019 S	12/1975	Leffler	
D238,317 S	1/1976	Erlangen et al.	
D260,703 S	9/1981	Pearson	
D268,149 S	3/1983	Case	
4,929,023 A	5/1990	Rasmussen	
D324,968 S *	3/1992	Smith	D6/495
5,131,717 A	7/1992	Kaminiski et al.	
D333,736 S	3/1993	Nordstrom	
5,190,349 A	3/1993	Austin, Jr. et al.	

D336,381 S	6/1993	Nordstrom
5,267,778 A	12/1993	Krebs
D347,946 S	6/1994	Nordstrom et al.
5,320,415 A	6/1994	Krebs

(Continued)

OTHER PUBLICATIONS

A-dec, Inc. 500 brochure, date 2004.

(Continued)

Primary Examiner—Caron Veynar
Assistant Examiner—Abraham Bahta
(74) *Attorney, Agent, or Firm*—Klarquist Sparkman, LLP

(57) **CLAIM**

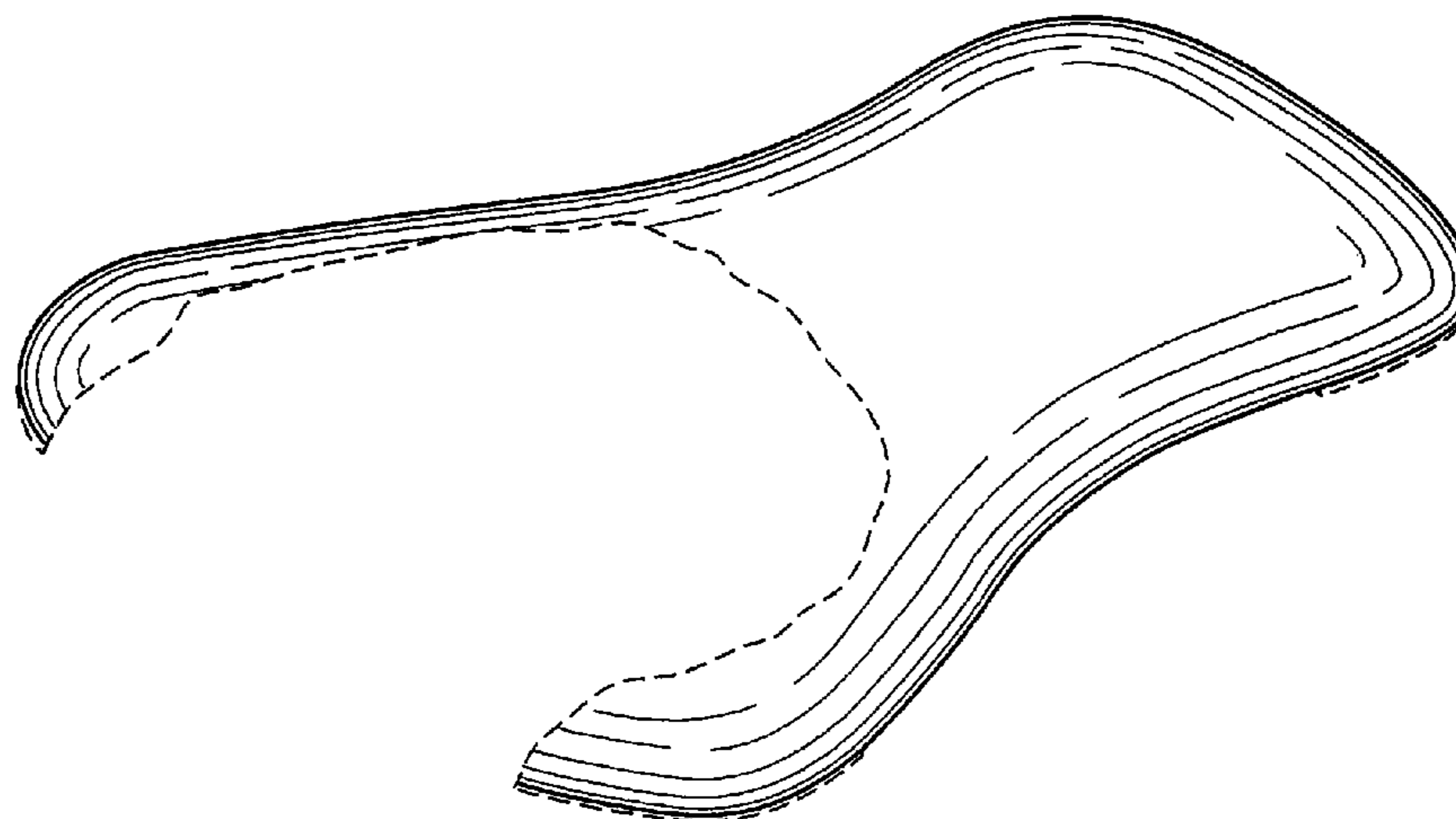
The ornamental design for a base plate for a chair, as shown and described.

DESCRIPTION

FIG. 1 is a right side perspective view of a base plate for a chair showing my new design;
FIG. 2 is a top view of the base plate of FIG. 1.
FIG. 3 is a bottom view of the base plate of FIG. 1.
FIG. 4 is a side view of the right side of the base plate of FIG. 1, the left side being a mirror image thereof.
FIG. 5 is a rear view of the base plate of FIG. 1; and,
FIG. 6 is a front view of the base plate of FIG. 1.

The broken lines shown herein are for illustrative purposes only and form no part of the claimed design. The bottom of the portion of the base plate for a chair forms no part of the claimed design.

1 Claim, 2 Drawing Sheets



US D613,531 S

Page 2

U.S. PATENT DOCUMENTS

5,340,953 A 8/1994 Krebs et al.
5,342,007 A 8/1994 LaPlante
5,374,136 A 12/1994 LaPlante
5,395,160 A 3/1995 Krebs et al.
5,405,115 A 4/1995 Reed
D357,834 S 5/1995 Nordstrom et al.
D361,438 S 8/1995 Spencer et al.
5,467,951 A 11/1995 Young
D371,263 S * 7/1996 Liu D6/495
5,601,331 A 2/1997 Austin, Jr. et al.
D378,961 S 4/1997 Nordstrom et al.
5,628,546 A 5/1997 Boetzkes
D384,154 S 9/1997 Malmen et al.
5,823,699 A 10/1998 Austin, Jr. et al.
6,013,882 A 1/2000 Boetzkes
D420,225 S 2/2000 Lamb et al.
D444,325 S * 7/2001 DeJule D6/495

D462,189 S 9/2002 Brockway et al.
D495,165 S * 8/2004 Lenger D6/495
6,802,564 B2 10/2004 Brockway et al.
D498,067 S * 11/2004 Van Dyke D6/355
6,814,409 B2 11/2004 Jackson
6,893,096 B2 5/2005 Bonn et al.
D525,443 S 7/2006 Takahashi
7,195,219 B2 3/2007 Irwin et al.
D542,064 S 5/2007 Hosey
7,240,966 B2 7/2007 Stone et al.
7,290,836 B2 11/2007 Nordstrom et al.
D565,315 S 4/2008 Nielsen
D578,787 S 10/2008 Genelli

OTHER PUBLICATIONS

Sirona Teneo Brochure, date 2009.

* cited by examiner

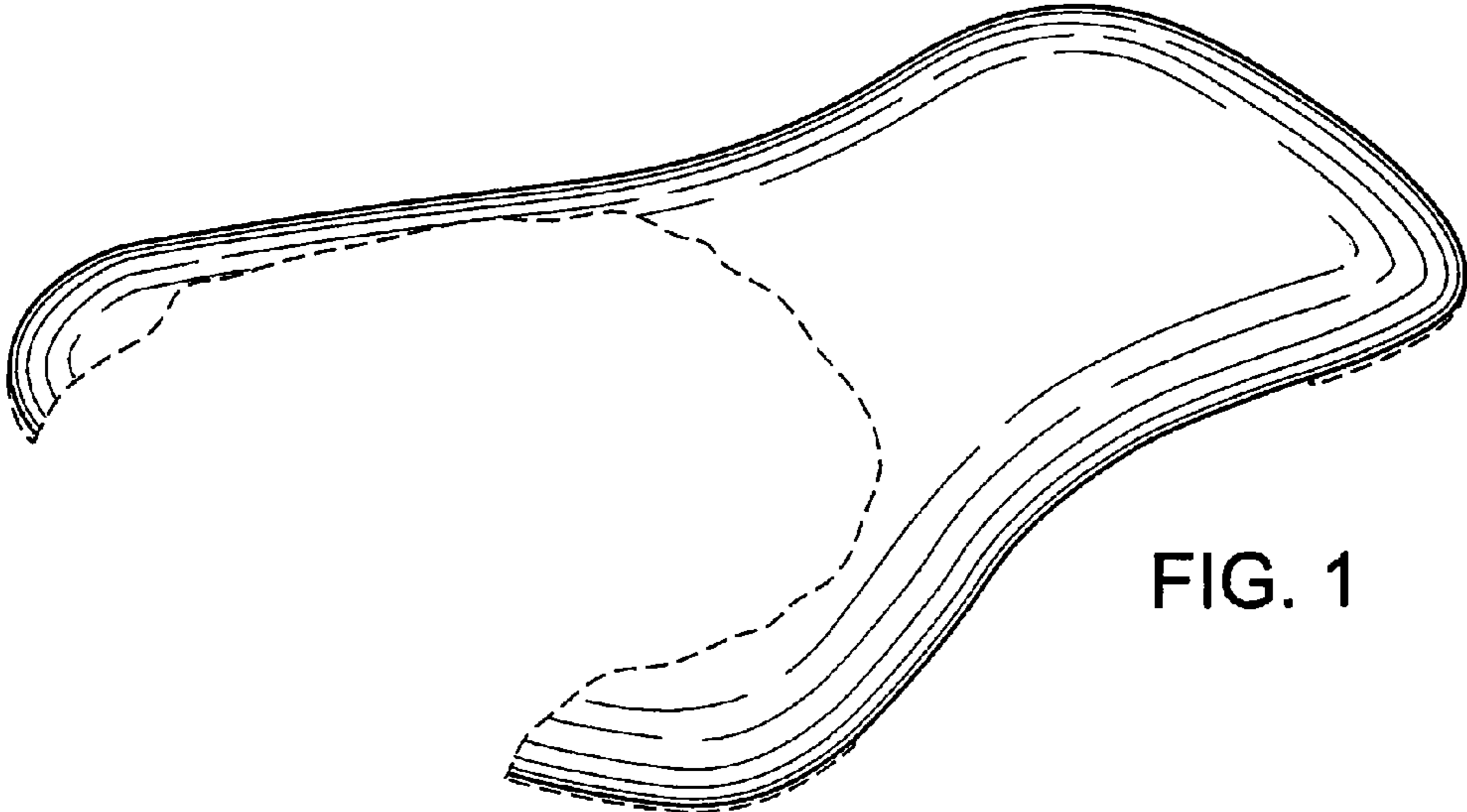


FIG. 1

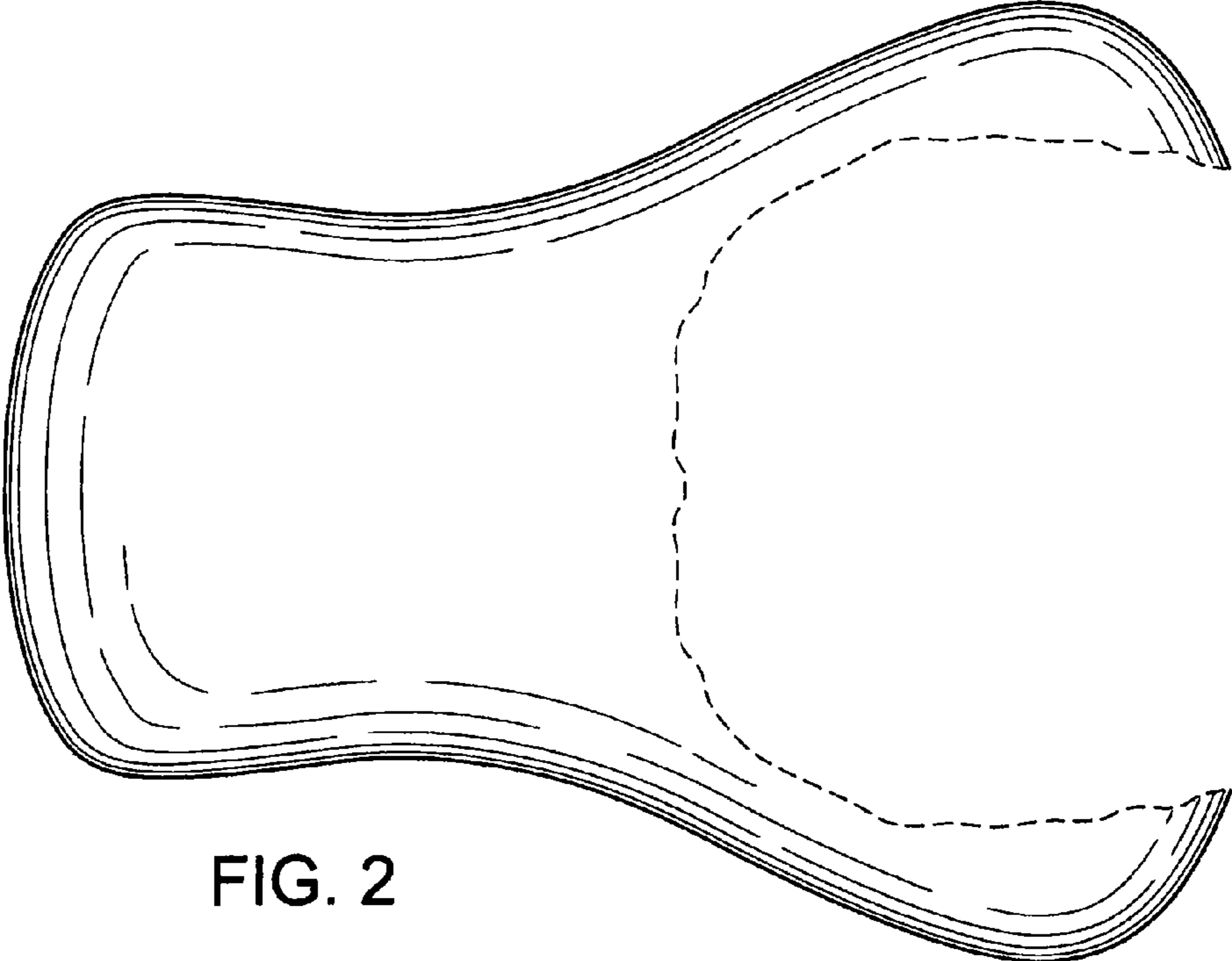


FIG. 2

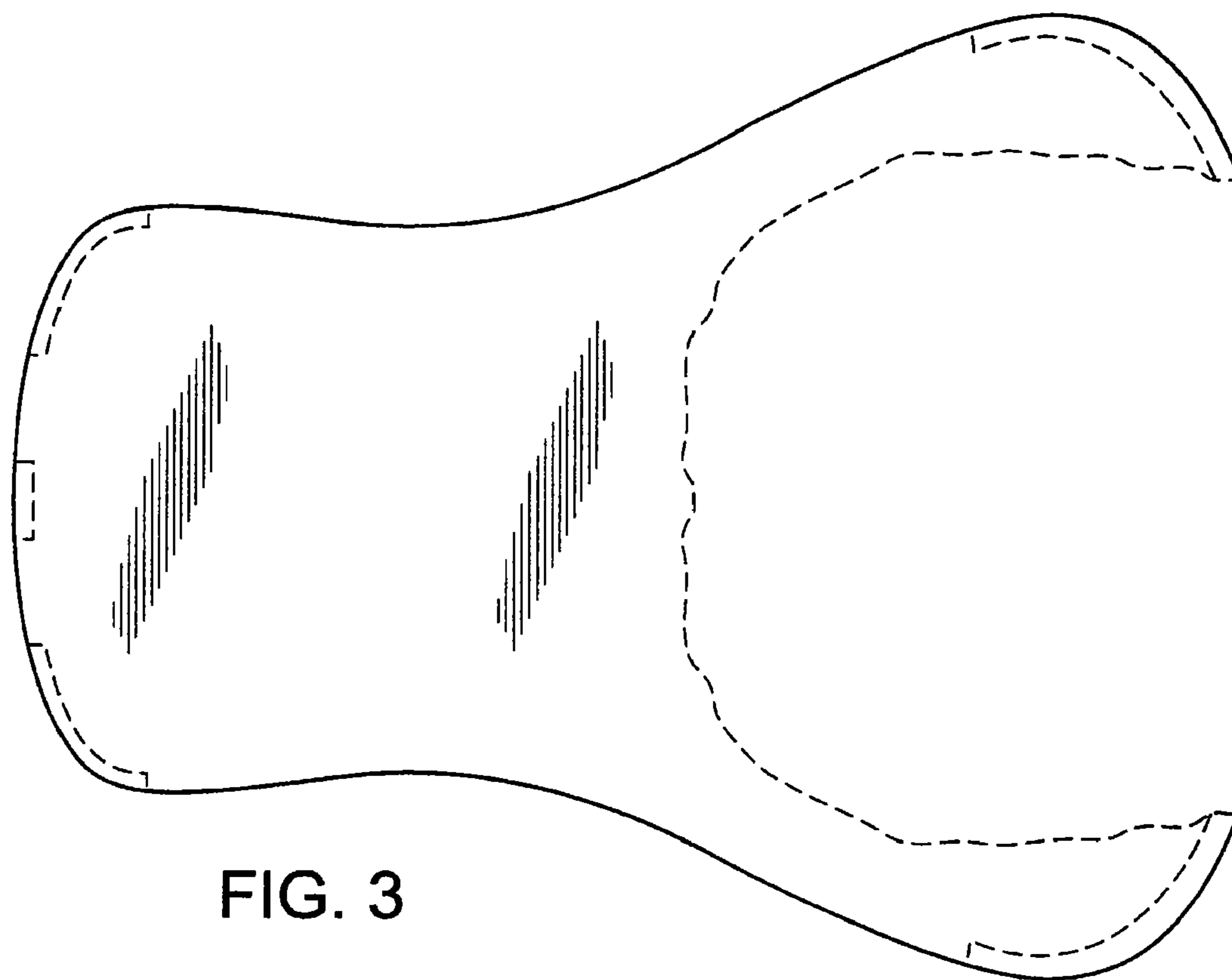


FIG. 3




FIG. 4




FIG. 5

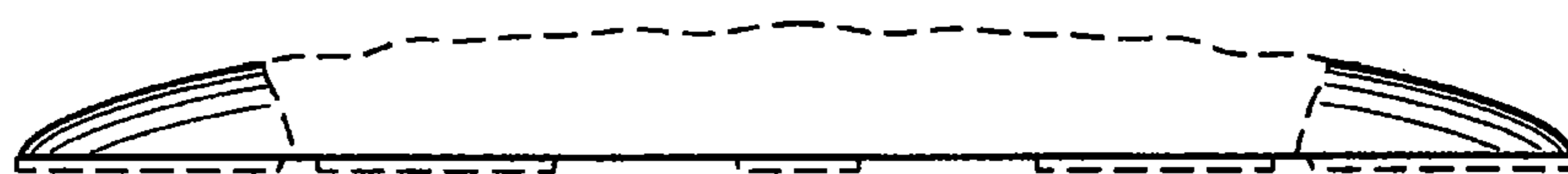


FIG. 6