



US00D613530S

(12) **United States Design Patent**
Halvorson, Jr.

(10) **Patent No.:** **US D613,530 S**
(45) **Date of Patent:** **** Apr. 13, 2010**

(54) **DENTAL CHAIR BASE**

(75) Inventor: **Harold Halvorson, Jr.**, Beaverton, OR
(US)

(73) Assignee: **A-dec, Inc.**, Newberg, OR (US)

(**) Term: **14 Years**

(21) Appl. No.: **29/331,450**

(22) Filed: **Jan. 26, 2009**

(51) **LOC (9) Cl.** **06-01**

(52) **U.S. Cl.** **D6/495**

(58) **Field of Classification Search** D6/334-336,
D6/360-361, 365, 367, 371, 373, 379, 500-502,
D6/495; D24/178, 183; 297/316, 313, 330,
297/391, 396, 344.17, 344.18, 423.1, 423.19,
297/68, 271.1, 353, 354.1; 601/49

See application file for complete search history.

(56) **References Cited**

U.S. PATENT DOCUMENTS

D199,978 S	1/1965	Carnese	
D211,984 S	8/1968	Billin	
3,414,324 A	12/1968	Taylor	
D223,489 S	4/1972	Olsen	
3,698,765 A	10/1972	Olsen	
3,729,227 A	4/1973	Ohta	
3,866,973 A	2/1975	Heubeck	
D237,327 S *	10/1975	Collins et al.	D6/361
D238,019 S	12/1975	Leffler	
D238,317 S *	1/1976	Erlangen et al.	D6/361
D260,703 S	9/1981	Pearson	
D268,149 S	3/1983	Case	
4,929,023 A	5/1990	Rasmussen	
D324,968 S	3/1992	Smith	
5,131,717 A	7/1992	Kaminiski et al.	
D333,736 S	3/1993	Nordstrom	
5,190,349 A	3/1993	Austin, Jr. et al.	
D336,381 S	6/1993	Nordstrom	
5,267,778 A	12/1993	Krebs et al.	
D347,946 S	6/1994	Nordstrom et al.	
5,320,415 A	6/1994	Krebs	

5,340,953 A	8/1994	Krebs et al.
5,342,007 A	8/1994	LaPlante
5,374,136 A	12/1994	LaPlante
5,395,160 A	3/1995	Krebs et al.
5,405,115 A	4/1995	Reed
D357,834 S	5/1995	Nordstrom et al.
D361,438 S	8/1995	Spencer et al.
5,467,951 A	11/1995	Young
D371,263 S	7/1996	Liu
5,601,331 A	2/1997	Austin, Jr. et al.
D378,961 S	4/1997	Nordstrom et al.
5,628,546 A	5/1997	Boetzkes

(Continued)

OTHER PUBLICATIONS

A-dec, Inc. 500 brochure, 2004.

(Continued)

Primary Examiner—Caron Veynar

Assistant Examiner—Abraham Bahta

(74) *Attorney, Agent, or Firm*—Klarquist Sparkman, LLP

(57)

CLAIM

The ornamental design for a dental chair base, as shown and described.

DESCRIPTION

FIG. 1 is a right side perspective view of a dental chair base showing my new design;

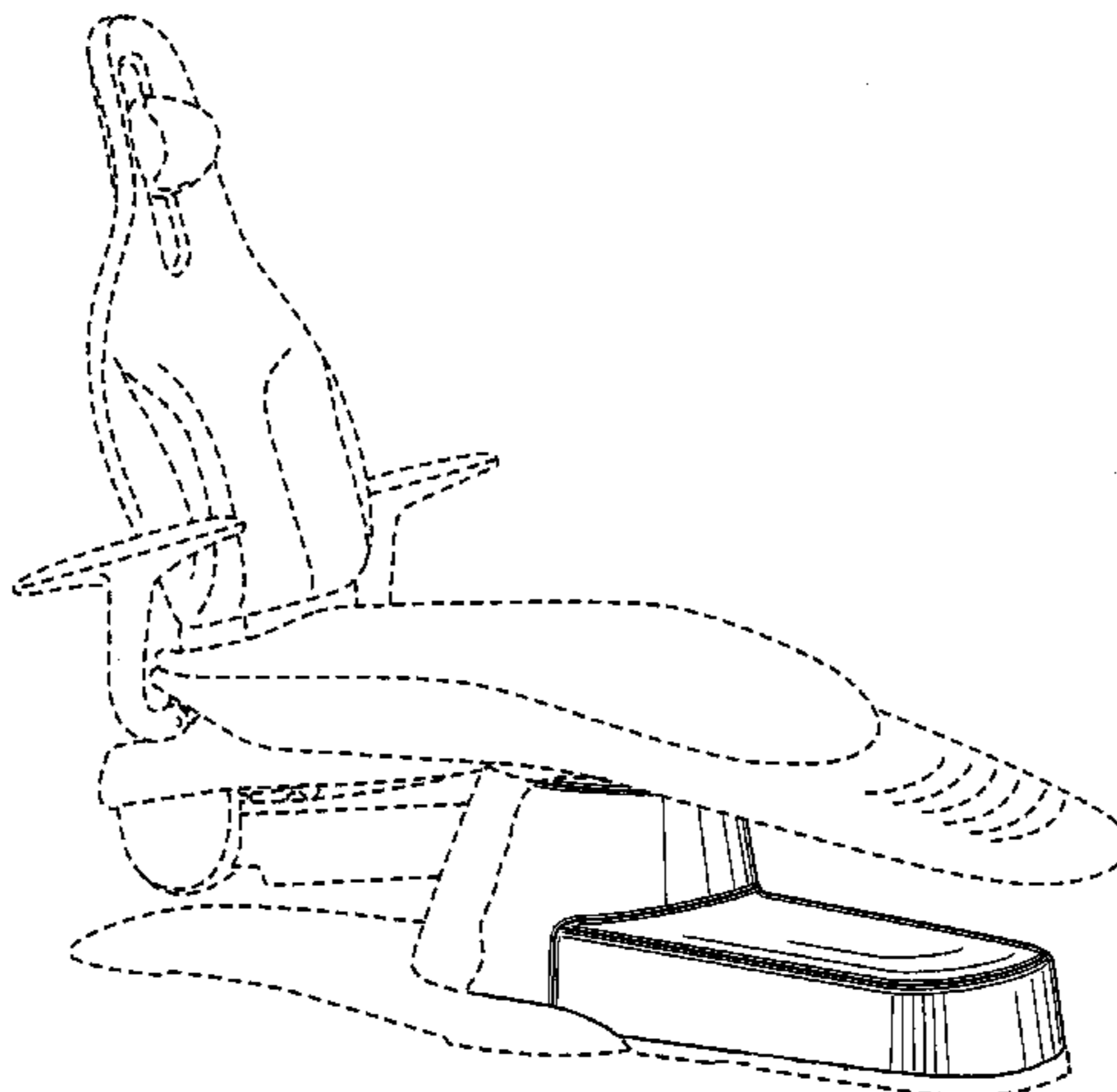
FIG. 2 is a right side view thereof;

FIG. 3 is a left side view thereof; and,

FIG. 4 is a front view thereof.

The broken lines shown herein are for illustrative purposes only and form no part of the claimed design. The rear and bottom of the portion of the dental chair base form no part of the claimed design.

1 Claim, 4 Drawing Sheets



US D613,530 S

Page 2

U.S. PATENT DOCUMENTS

D384,154 S 9/1997 Malmen et al.
5,823,699 A 10/1998 Austin, Jr. et al.
6,013,882 A 1/2000 Boetzkes
D420,225 S * 2/2000 Lamb et al. D6/367
D444,325 S 7/2001 DeJule
D462,189 S * 9/2002 Brockway et al. D6/367
D495,165 S 8/2004 Lenger
6,802,564 B2 10/2004 Brockway et al.
D498,067 S 11/2004 Van Dyke
6,814,409 B2 11/2004 Jackson
6,893,096 B2 5/2005 Bonn et al.

D525,443 S 7/2006 Takahashi
7,195,219 B2 3/2007 Irwin et al.
D542,064 S 5/2007 Hosey
7,240,966 B2 7/2007 Stone et al.
7,290,836 B2 11/2007 Nordstrom et al.
D565,315 S * 4/2008 Nielsen D6/367
D578,787 S 10/2008 Genelli

OTHER PUBLICATIONS

Sirona Teneo Brochure, 2009.

* cited by examiner

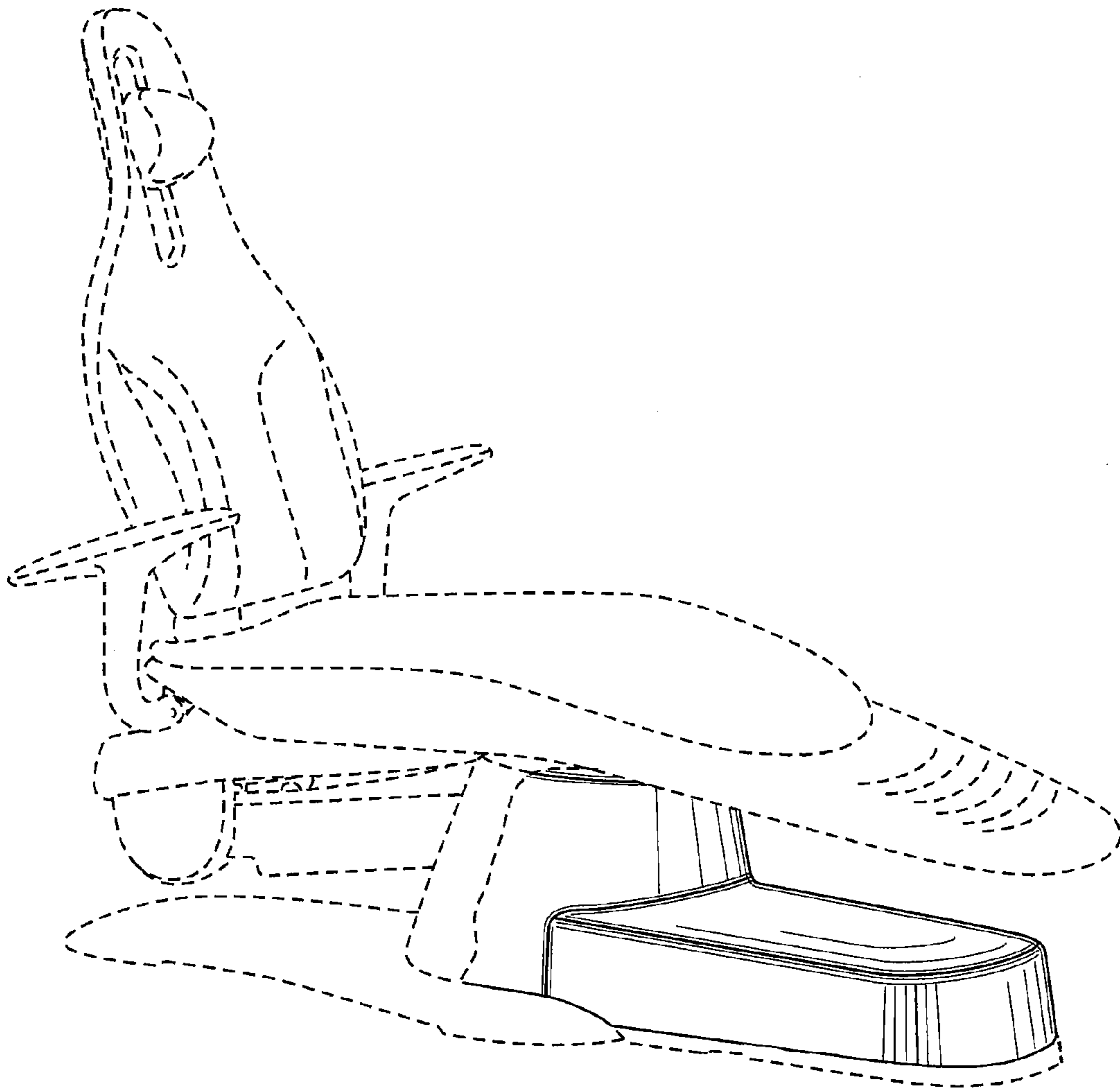


FIG. 1

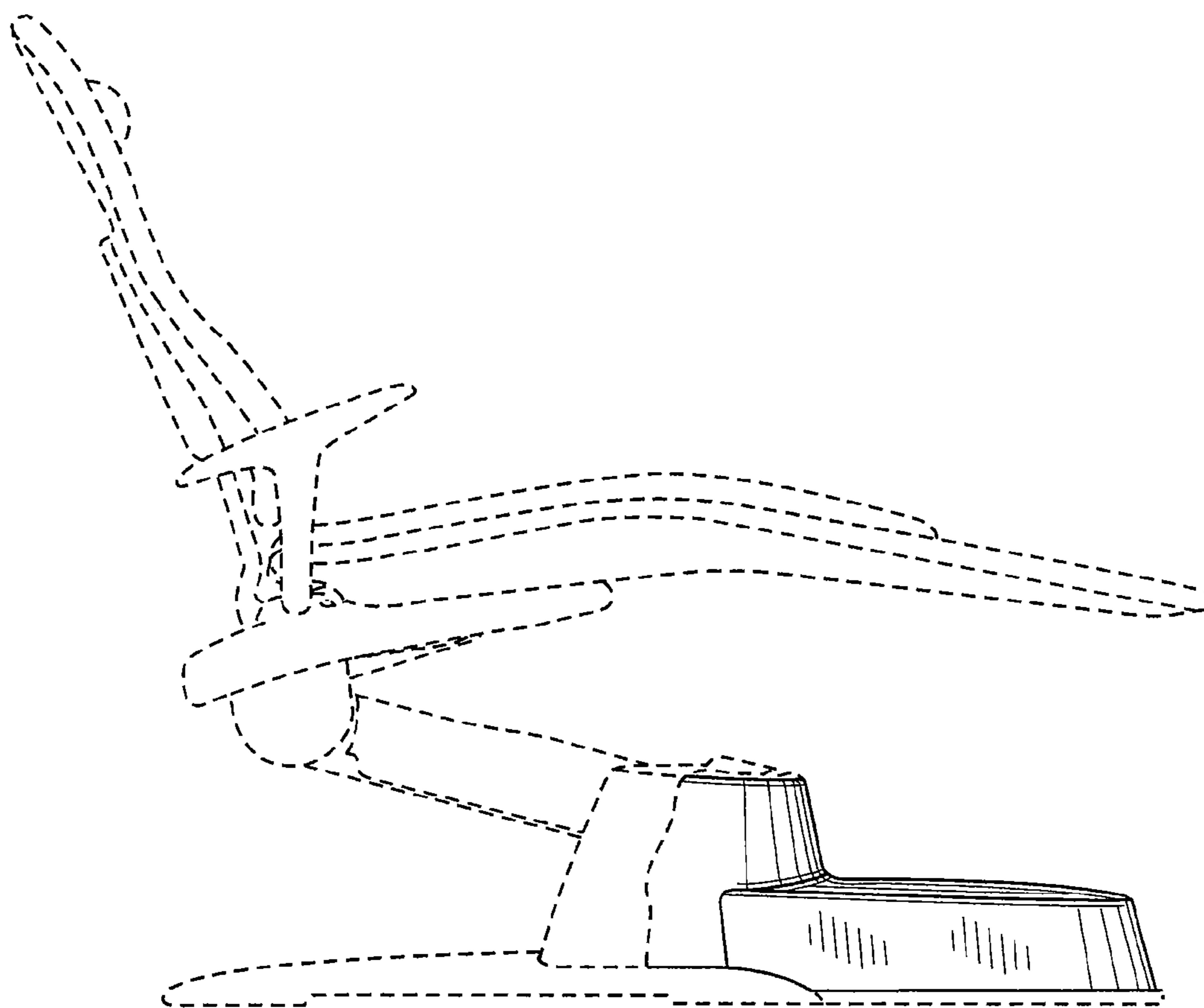


FIG. 2

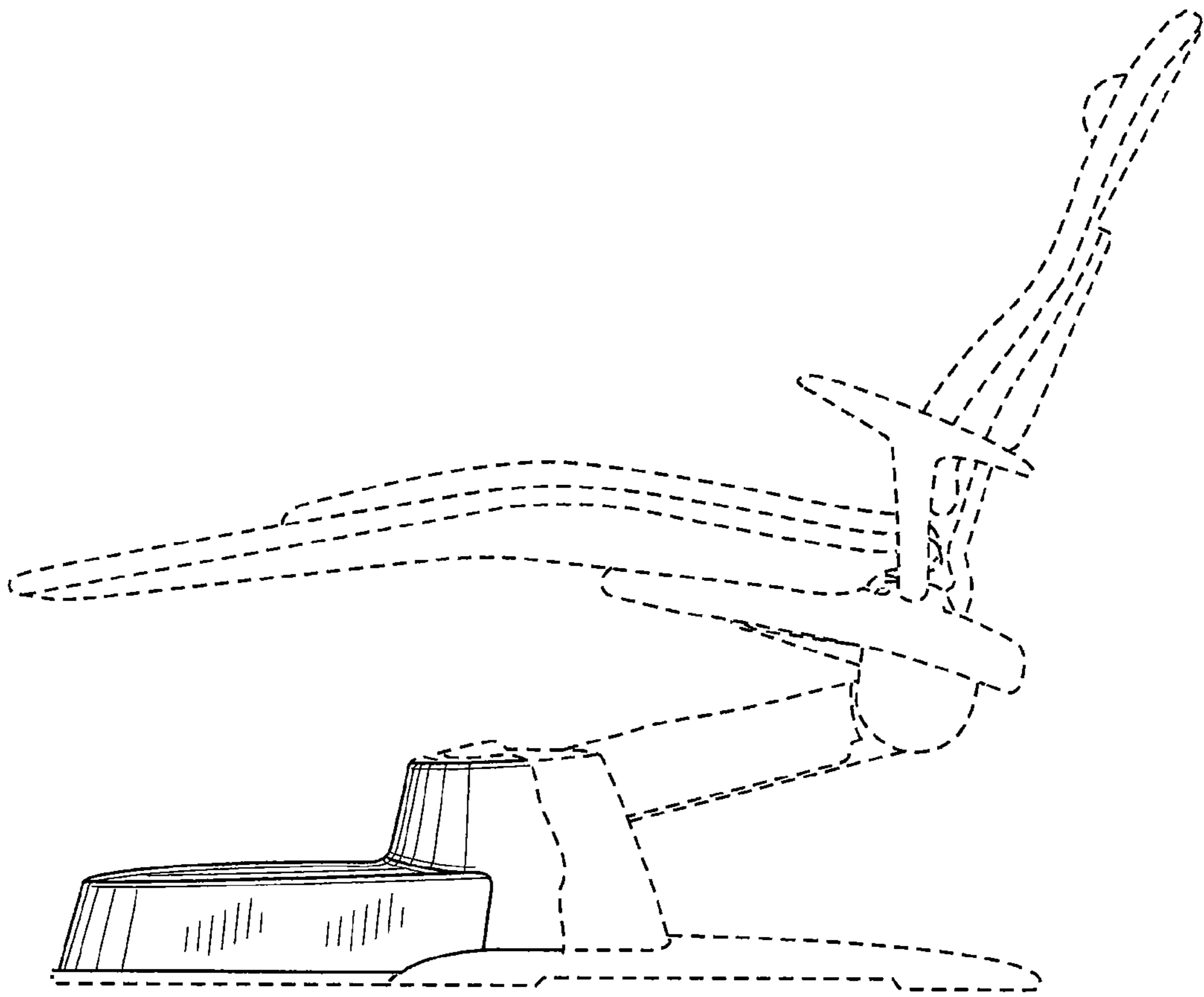


FIG. 3

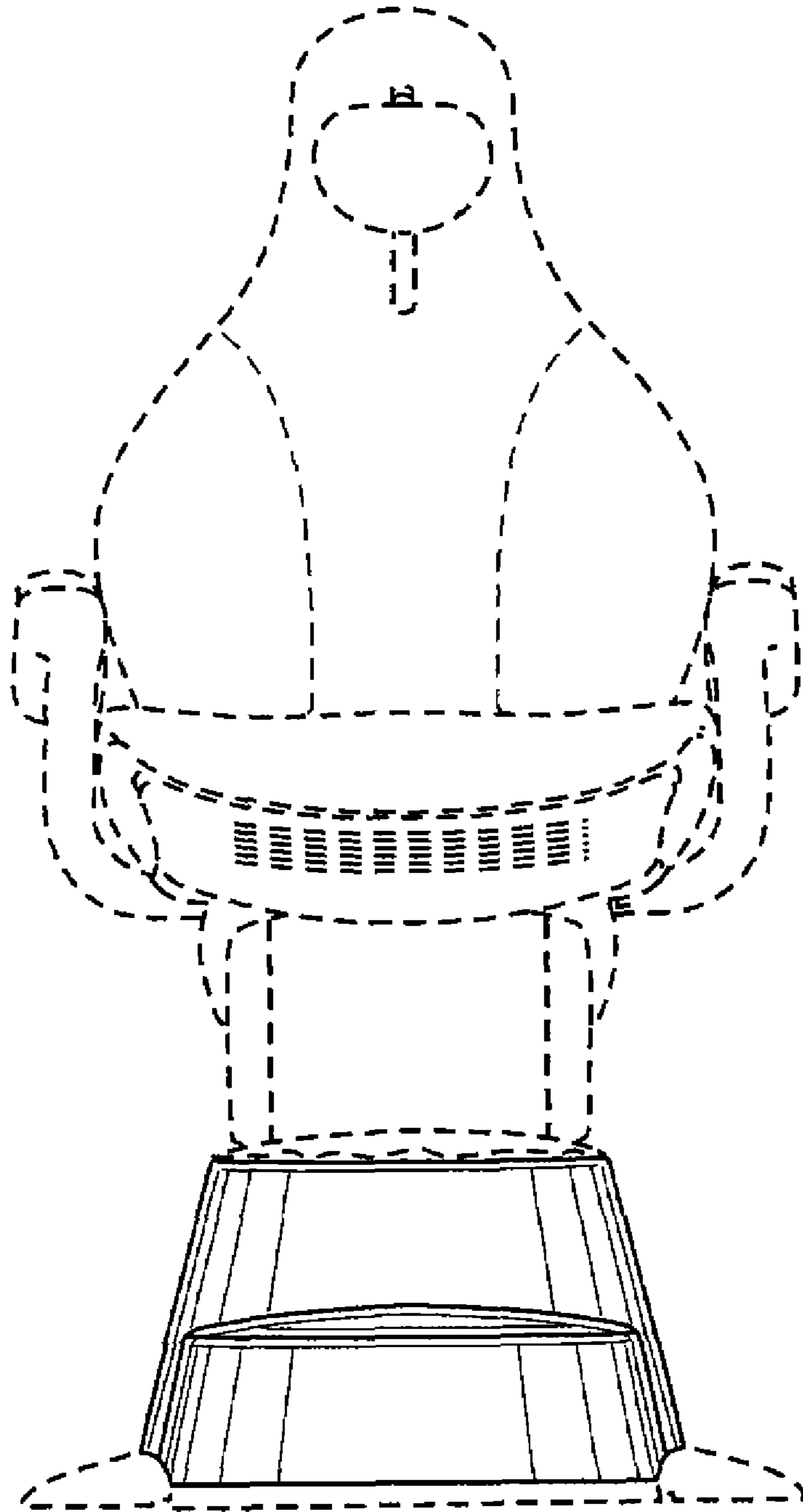


FIG. 4