



US00D613528S

(12) **United States Design Patent**
Louk

(10) **Patent No.:** **US D613,528 S**
(45) **Date of Patent:** **** Apr. 13, 2010**

(54) **CABINET DOOR**

(75) Inventor: **Shai Louk**, Tel Aviv (IL)

(73) Assignee: **Keter Plastic Ltd.**, Herzelyia (IL)

(**) Term: **14 Years**

(21) Appl. No.: **29/300,014**

(22) Filed: **Feb. 7, 2008**

(51) **LOC (9) Cl.** **06-04**

(52) **U.S. Cl.** **D6/492**

(58) **Field of Classification Search** D6/397,
D6/425-427, 429, 432-448, 470, 474, 477-480,
D6/484, 492, 495, 561; D23/271-274, 284-286,
D23/308; 139/408, 420 B, 420 R, 426 R;
156/248; 160/371; 162/116; 297/181; 312/107-108,
312/114, 117, 203-204, 224, 227, 238, 297,
312/330.1, 334.36, 348.3; 428/95, 107-108;
442/186, 189

See application file for complete search history.

(56) **References Cited**

U.S. PATENT DOCUMENTS

719,601	A *	2/1903	Morris	160/371
723,006	A *	3/1903	Morris	160/371
1,931,023	A *	10/1933	Helwith	139/426 R
2,348,230	A *	5/1944	Spielmann	442/303
2,434,532	A *	1/1948	Wurzbürger	428/107
2,771,363	A *	11/1956	Fish	162/116
2,929,414	A *	3/1960	Lienhard	139/420 B
3,059,668	A	10/1962	Greenspan	
3,100,926	A *	8/1963	Richmond	156/148
3,226,285	A *	12/1965	Iovenko	428/108
3,434,510	A *	3/1969	Neyert	139/408
4,197,345	A *	4/1980	Worrall	442/186
4,231,834	A	11/1980	Trejo Gonzalez	
4,320,160	A *	3/1982	Nishimura et al.	428/107

4,574,107	A *	3/1986	Ferrari	442/206
4,587,997	A *	5/1986	Brooks	139/420 R
4,900,613	A *	2/1990	Green	442/189
5,397,627	A *	3/1995	Dunbar et al.	442/189
5,549,958	A *	8/1996	Royaerts	428/95
5,773,370	A *	6/1998	Dunbar et al.	442/60
5,958,804	A *	9/1999	Brown et al.	442/192
6,911,105	B2 *	6/2005	Schwartz	156/148
6,983,987	B2 *	1/2006	Gaylord et al.	297/181
7,476,630	B2 *	1/2009	Schwartz et al.	442/208

FOREIGN PATENT DOCUMENTS

WO 02/067727 A1 9/2002

* cited by examiner

Primary Examiner—Caron Veynar

Assistant Examiner—Ricky Pham

(74) *Attorney, Agent, or Firm*—The Nath Law Group; Derek Richmond; Jiaxiao Zhang

(57) **CLAIM**

The ornamental design for a cabinet door, as shown and described.

DESCRIPTION

FIG. 1 is a perspective view of the design of a cabinet door;

FIG. 2 is an enlarged view of the ornamental design on the cabinet door of the embodiment of FIG. 1;

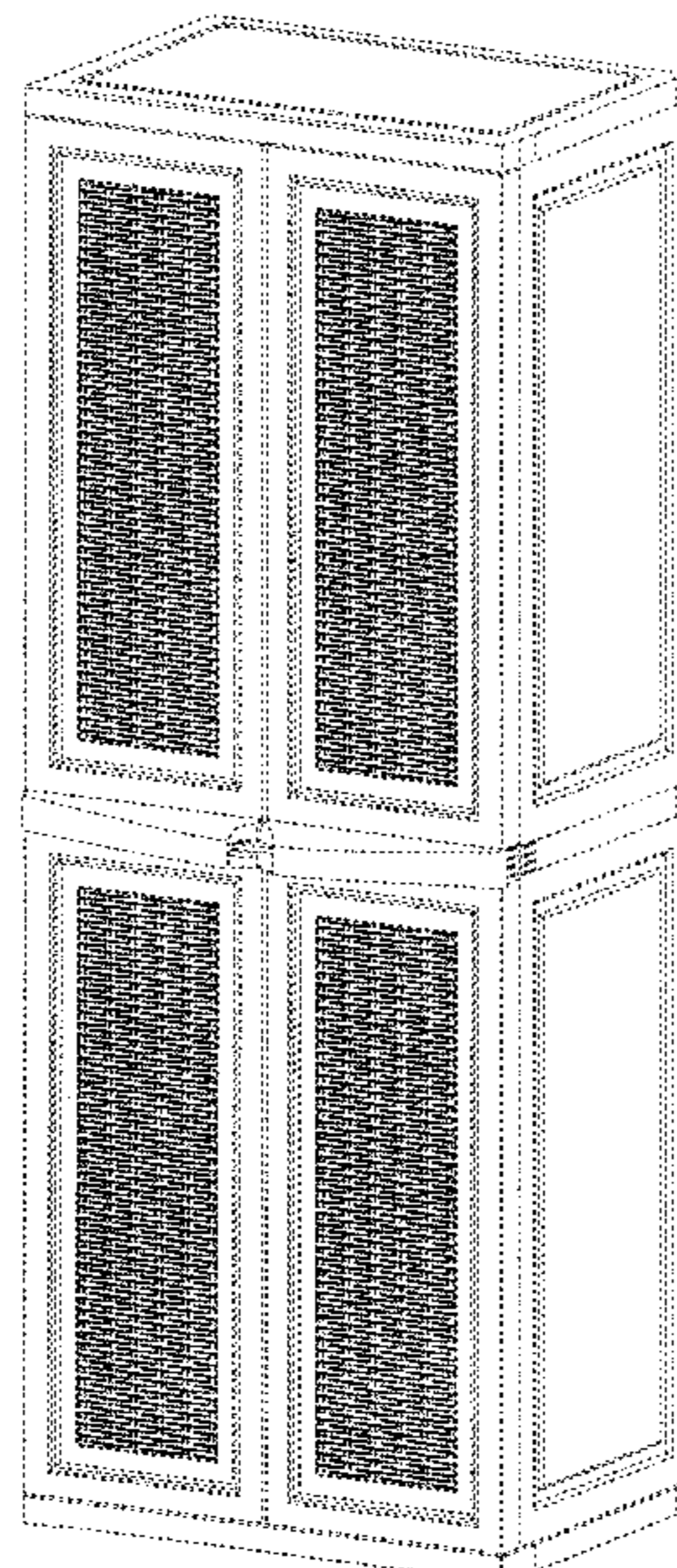
FIG. 3 is a front view of the design of the cabinet door; and,

FIG. 4 is an enlarged view of the ornamental design on the cabinet door of the embodiment of FIG. 3.

The ornamental design is not visible in a top view, bottom view, left side view or right side view.

Those portions of the cabinet illustrated in broken lines, including other surfaces of the cabinet, form no part of the claimed design and are for illustrative purposes.

1 Claim, 2 Drawing Sheets






Fig. 2




Fig. 1




Fig. 4




Fig. 3