



US00D613524S

(12) **United States Design Patent**
Jeffers

(10) **Patent No.:** **US D613,524 S**

(45) **Date of Patent:** **** Apr. 13, 2010**

(54) **MUSICAL INSTRUMENT STAND**

(76) Inventor: **Scott D. Jeffers**, 3125 San Angelo Ave.,
Simi Valley, CA (US) 93063

(**) Term: **14 Years**

(21) Appl. No.: **29/339,762**

(22) Filed: **Jul. 7, 2009**

(51) **LOC (9) Cl.** **06-06**

(52) **U.S. Cl.** **D6/466**

(58) **Field of Classification Search** D6/495,
D6/462, 418, 466, 317, 429, 312, 310, 419,
D6/491, 570; D19/91; D17/20, 19, 99; D14/447;
248/166, 167, 150, 460, 448, 443, 122.1;
84/327; D7/601; D28/73

See application file for complete search history.

(56) **References Cited**

U.S. PATENT DOCUMENTS

- D242,413 S * 11/1976 Olson D6/462
- D300,790 S * 4/1989 Beckwith D7/601
- D335,401 S * 5/1993 Nations D6/462
- D375,580 S * 11/1996 Giedd D28/73
- D381,123 S * 7/1997 Giedd D28/73

- D383,568 S * 9/1997 Giedd D28/73
- D506,774 S * 6/2005 Stevens D17/99

* cited by examiner

Primary Examiner—Philip S Hyder
Assistant Examiner—Sydney R Buffalow
(74) *Attorney, Agent, or Firm*—Jay Schloff

(57) **CLAIM**

The ornamental design for a musical instrument stand, as shown and described.

DESCRIPTION

FIG. 1 is a perspective view of a musical instrument stand;
FIG. 2 is a front view of the musical instrument stand of FIG. 1;
FIG. 3 is a rear view of the musical instrument stand of FIG. 1;
FIG. 4 is a top view of the musical instrument stand of FIG. 1;
FIG. 5 is a bottom view of the musical instrument stand of FIG. 1; and,
FIG. 6 is a left hand side view of the musical instrument stand of FIG. 1.

1 Claim, 6 Drawing Sheets

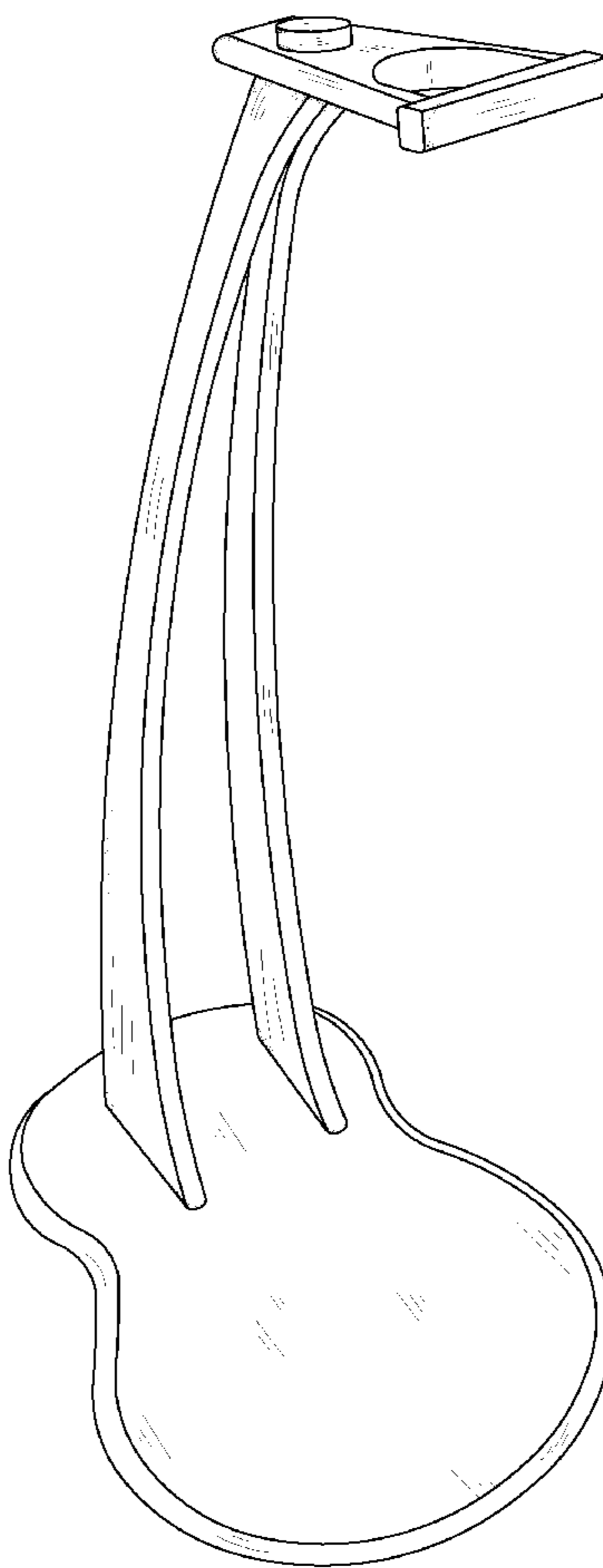




FIG. 1

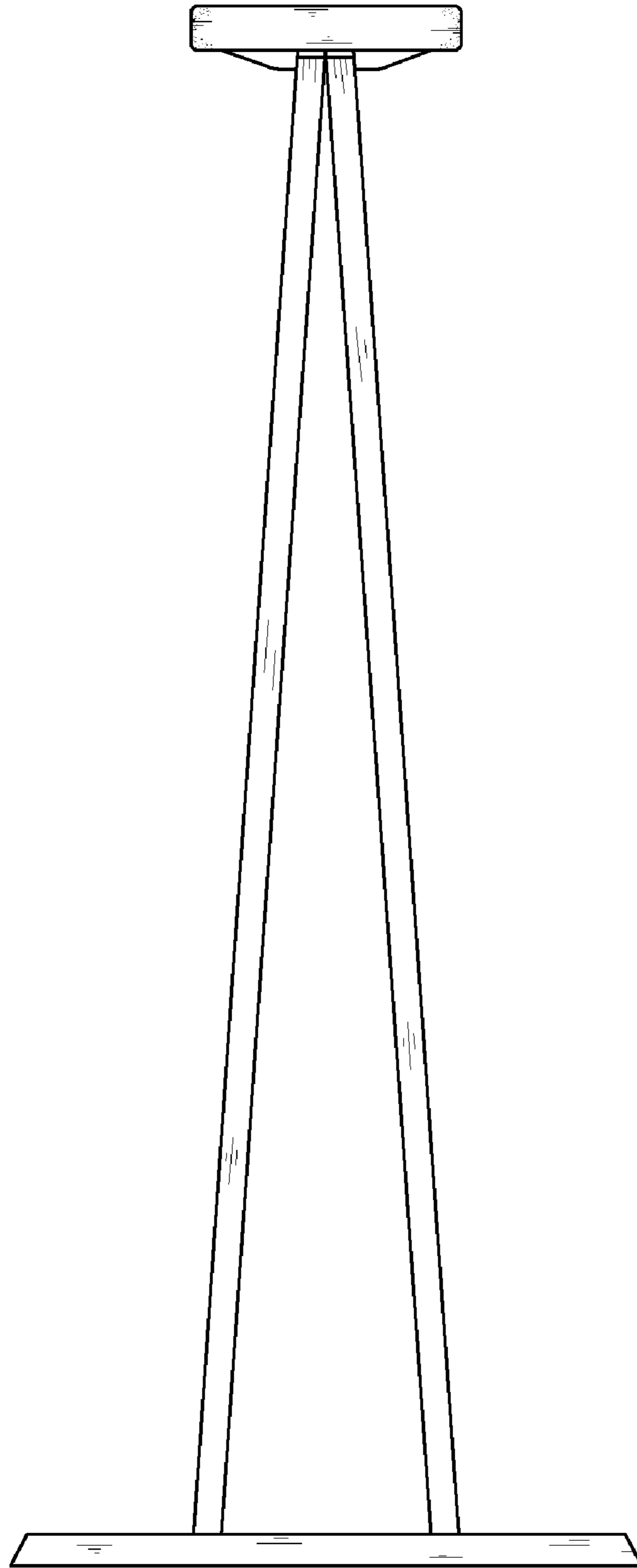


FIG. 2

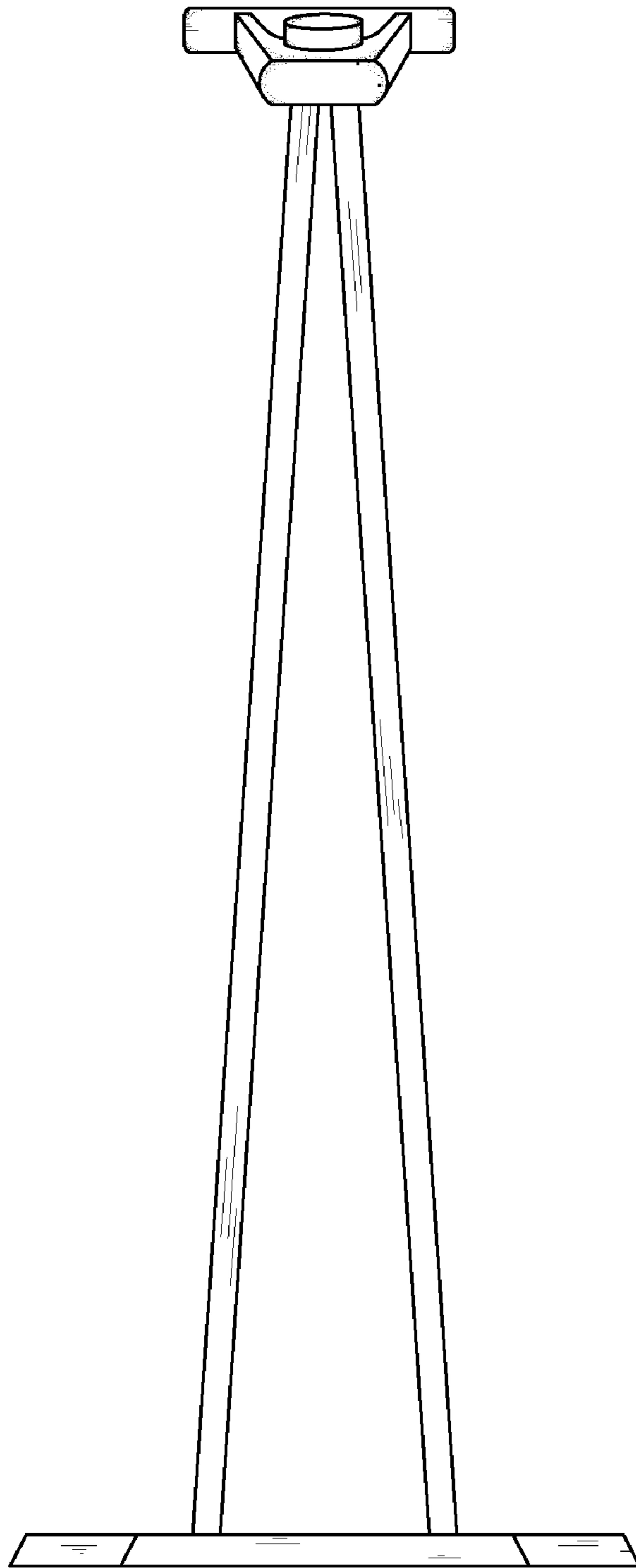


FIG. 3




FIG. 4

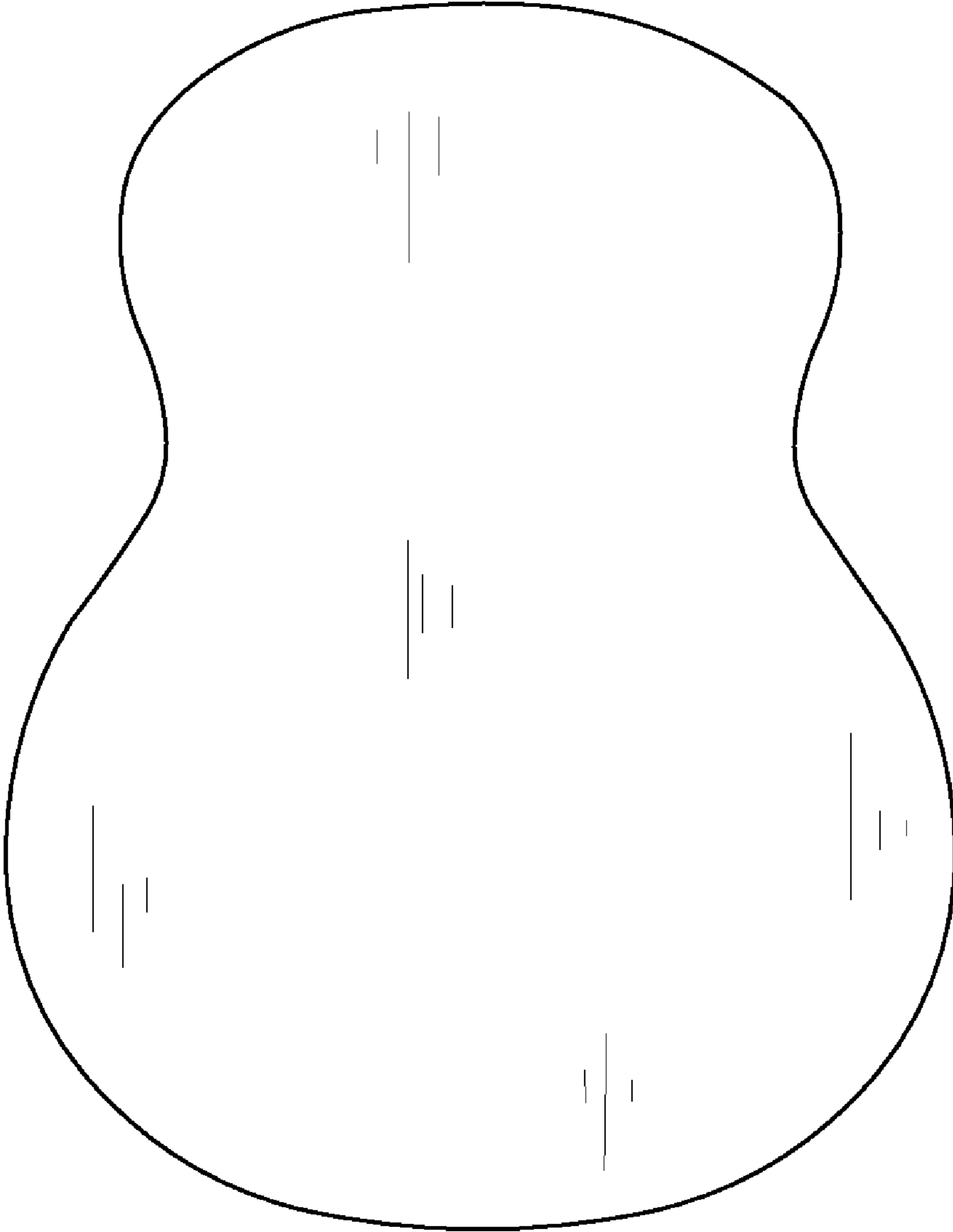


FIG. 5




FIG. 6