



US00D613516S

(12) **United States Design Patent**
Plant

(10) **Patent No.:** **US D613,516 S**
(45) **Date of Patent:** **** Apr. 13, 2010**

(54) **PASSENGER SEAT**

(75) **Inventor:** **Tommy George Plant**, Winston-Salem, NC (US)

(73) **Assignee:** **BE Aerospace, Inc.**, Wellington, FL (US)

(**) **Term:** **14 Years**

(21) **Appl. No.:** **29/343,622**

(22) **Filed:** **Sep. 16, 2009**

(51) **LOC (9) Cl.** **06-01**

(52) **U.S. Cl.** **D6/356**

(58) **Field of Classification Search** D6/334–336, D6/356, 367, 368, 372, 373, 374, 375, 381, D6/500–502; 244/122 R; 297/146, 163, 297/173.1, 216.1, 216.2, 232, 233, 248, 335, 297/344.1, 353, 373, 452.1, 452.18, 452.19
See application file for complete search history.

(56) **References Cited**

U.S. PATENT DOCUMENTS

- D279,437 S * 7/1985 Downey, Jr. D6/375
- 5,842,669 A * 12/1998 Ruff 244/122 R
- D411,922 S * 7/1999 Granados D6/356
- D450,945 S * 11/2001 Lo D6/375
- D463,149 S * 9/2002 Levy D6/375
- D503,560 S * 4/2005 Rowland et al. D6/375
- D505,796 S * 6/2005 Johnson D6/356
- D581,686 S * 12/2008 Miller et al. D6/360

- D605,863 S * 12/2009 Aruga et al. D6/356
- D606,329 S * 12/2009 Van Duysen D6/375
- 2003/0094838 A1 * 5/2003 Williamson 297/232
- 2007/0018045 A1 * 1/2007 Callahan et al. 244/122 R
- 2008/0290715 A1 * 11/2008 Fullerton et al. 297/452.18

* cited by examiner

Primary Examiner—Mimosa De

(74) *Attorney, Agent, or Firm*—Adams Intellectual Property Law

(57) **CLAIM**

I claim the ornamental design for a passenger seat, as shown and described.

DESCRIPTION

FIG. 1 is a perspective view of the passenger seat according to the invention;

FIG. 2 is a left-side elevation view of the passenger seat according to the invention;

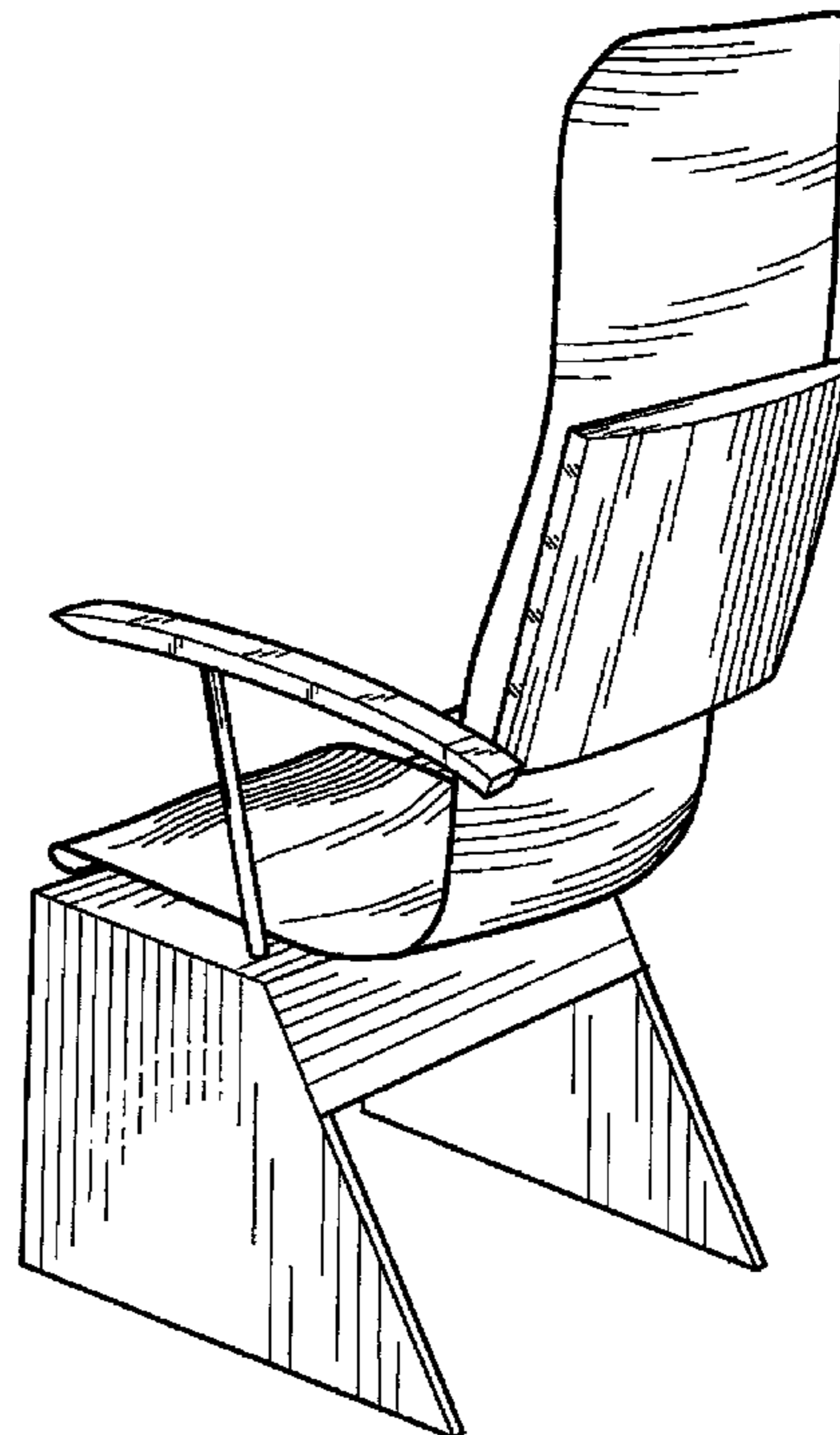

FIG. 3 is a right-side elevation view of the passenger seat according to the invention

FIG. 4 is rear elevation view of the passenger seat according to the invention;

FIG. 5 is a front elevation view of the passenger seat according to the invention; and,

FIG. 6 is another perspective view of the passenger seat according to the invention.

1 Claim, 4 Drawing Sheets






Fig. 1

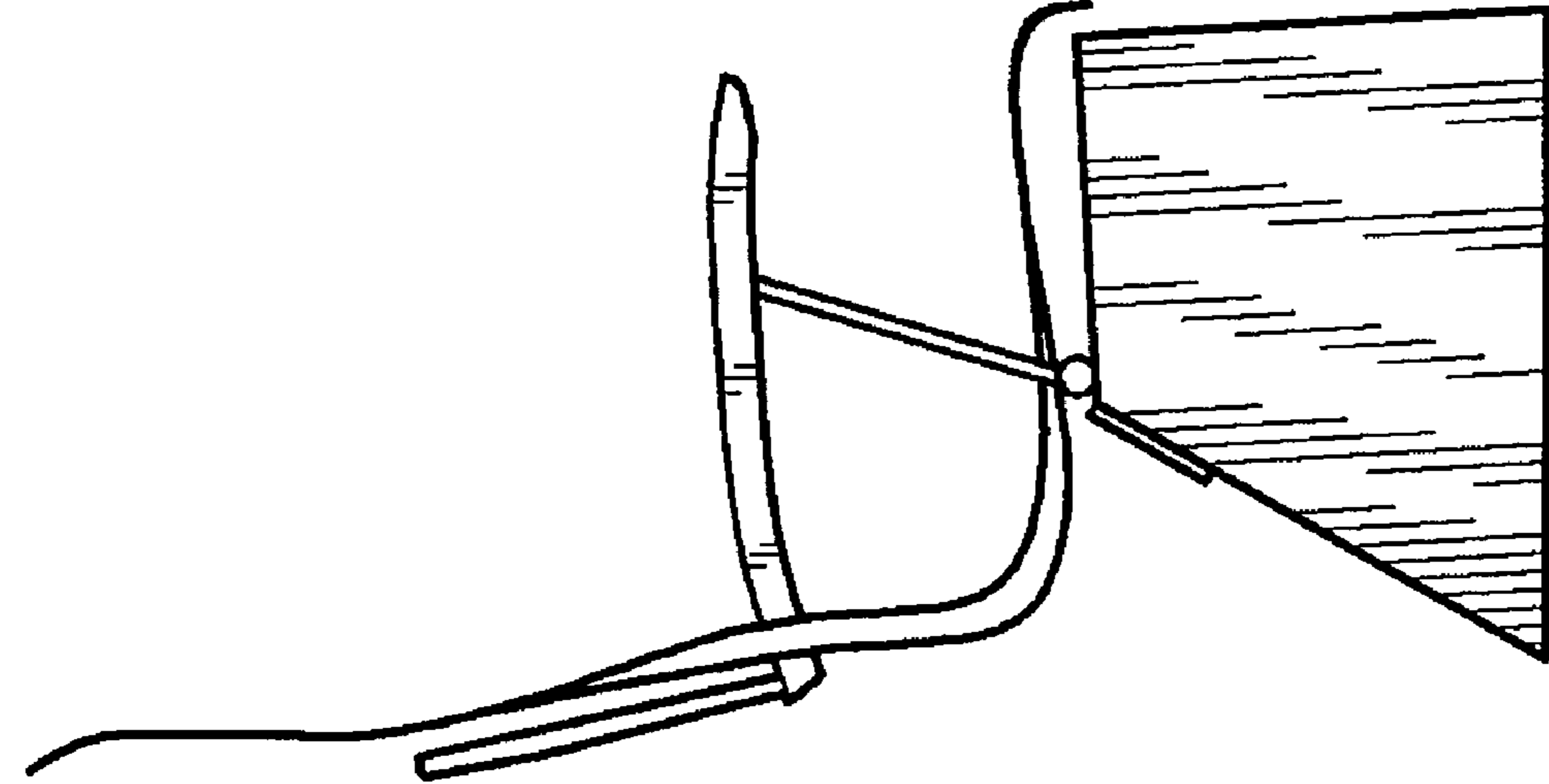


Fig. 3

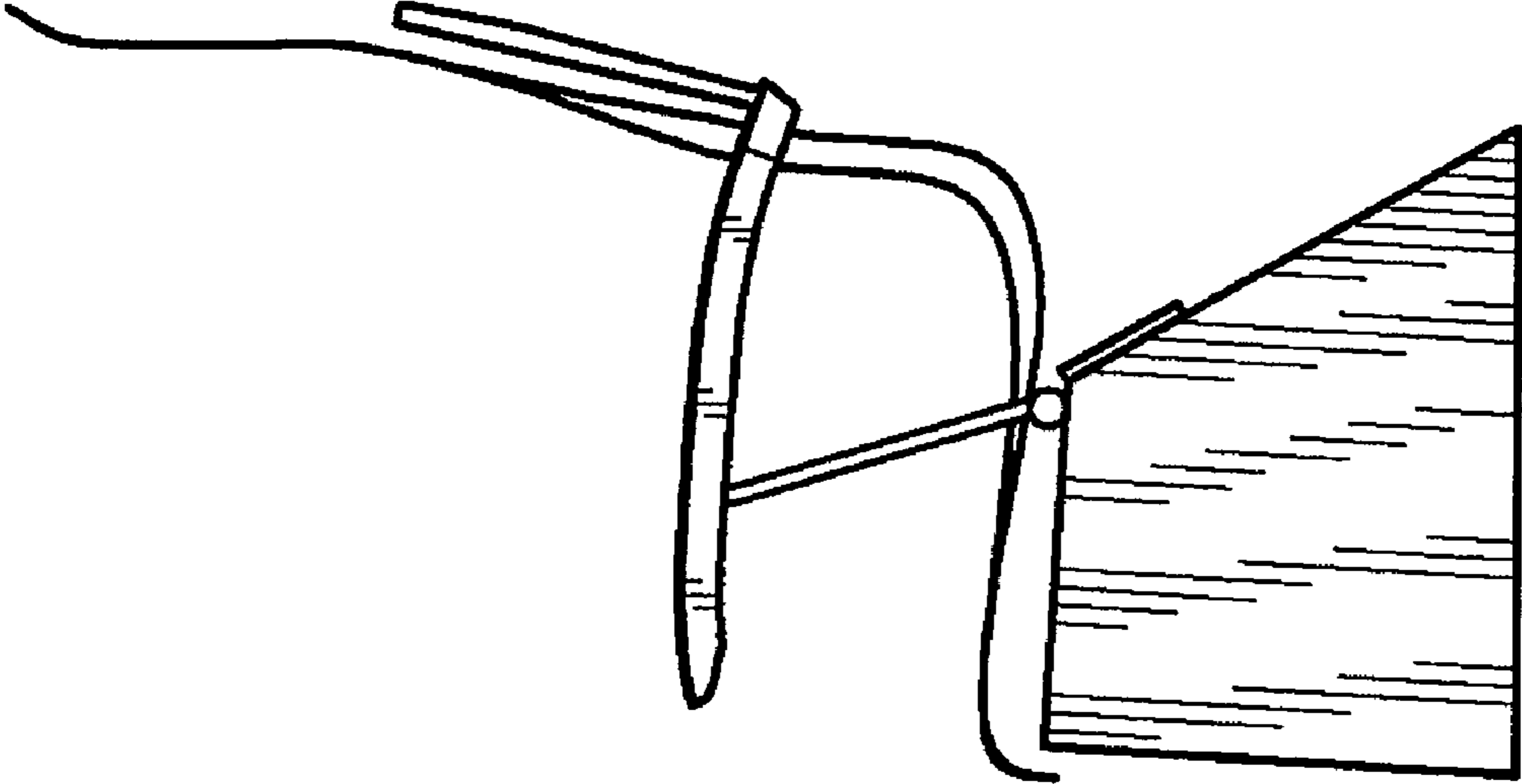


Fig. 2




Fig. 4




Fig. 5

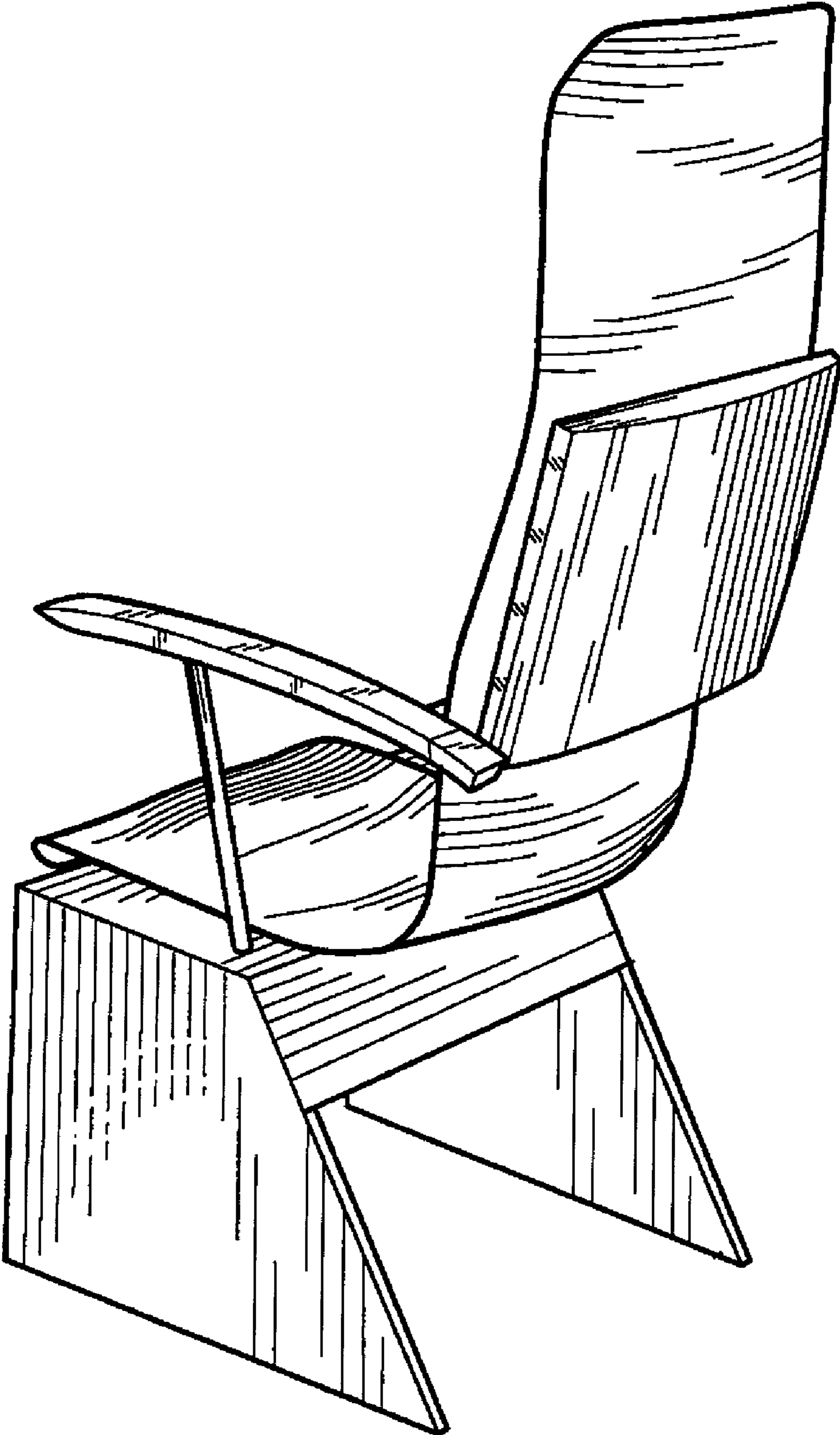


Fig. 6