



US00D613508S

(12) **United States Design Patent**  
**Vidal**

(10) **Patent No.:** **US D613,508 S**

(45) **Date of Patent:** **\*\* Apr. 13, 2010**

(54) **STRAP AND HANDLE FOR BAGS**

(75) Inventor: **Frédéric Vidal**, Meulan (FR)

(73) Assignee: **Hermes Sellier (Societe Par Actions Simpliffee)**, Paris (FR)

(\*\*) Term: **14 Years**

(21) Appl. No.: **29/331,647**

(22) Filed: **Jan. 29, 2009**

(30) **Foreign Application Priority Data**

Jul. 30, 2008 (WO) ..... DM/070595

(51) **LOC (9) Cl.** ..... **03-01**

(52) **U.S. Cl.** ..... **D3/318**

(58) **Field of Classification Search** ..... D3/318,  
D3/232–233, 240–246, 322, 324; 150/100,  
150/103–104, 107–110, 114, 118–119; 190/109–113,  
190/18 A, 39

See application file for complete search history.

(56) **References Cited**

**U.S. PATENT DOCUMENTS**

- 6,318,528 B1 \* 11/2001 Blanckaert ..... 190/119
- D472,051 S \* 3/2003 Van Himbeeck et al. .... D3/318
- D544,710 S \* 6/2007 Saconay-Duhart ..... D3/246
- D554,373 S \* 11/2007 Fenton et al. .... D3/318
- D560,909 S \* 2/2008 Gerbi ..... D3/246
- D583,550 S \* 12/2008 Stulman ..... D3/232
- D583,554 S \* 12/2008 Stulman ..... D3/232
- D587,451 S \* 3/2009 Guichot ..... D3/246
- D592,854 S \* 5/2009 Gonzalez ..... D3/318

- D600,010 S \* 9/2009 Verhoeven et al. .... D3/232
- D602,249 S \* 10/2009 Stulman ..... D3/245
- D603,606 S \* 11/2009 Wang ..... D3/232

\* cited by examiner

*Primary Examiner*—Holly H Baynham

*Assistant Examiner*—Sheryl Lane

(74) *Attorney, Agent, or Firm*—Foley & Lardner LLP

(57) **CLAIM**

The ornamental design for a strap and handle for bags, as shown and described.

**DESCRIPTION**

FIG. 1 is a front view of a strap and handle for bags according to my new design;

FIG. 2 is a back view of the strap and handle for bags shown in FIG. 1;

FIG. 3 is a right side view of the strap and handle for bags shown in FIG. 1;

FIG. 4 is a left side view of the strap and handle for bags shown in FIG. 1;

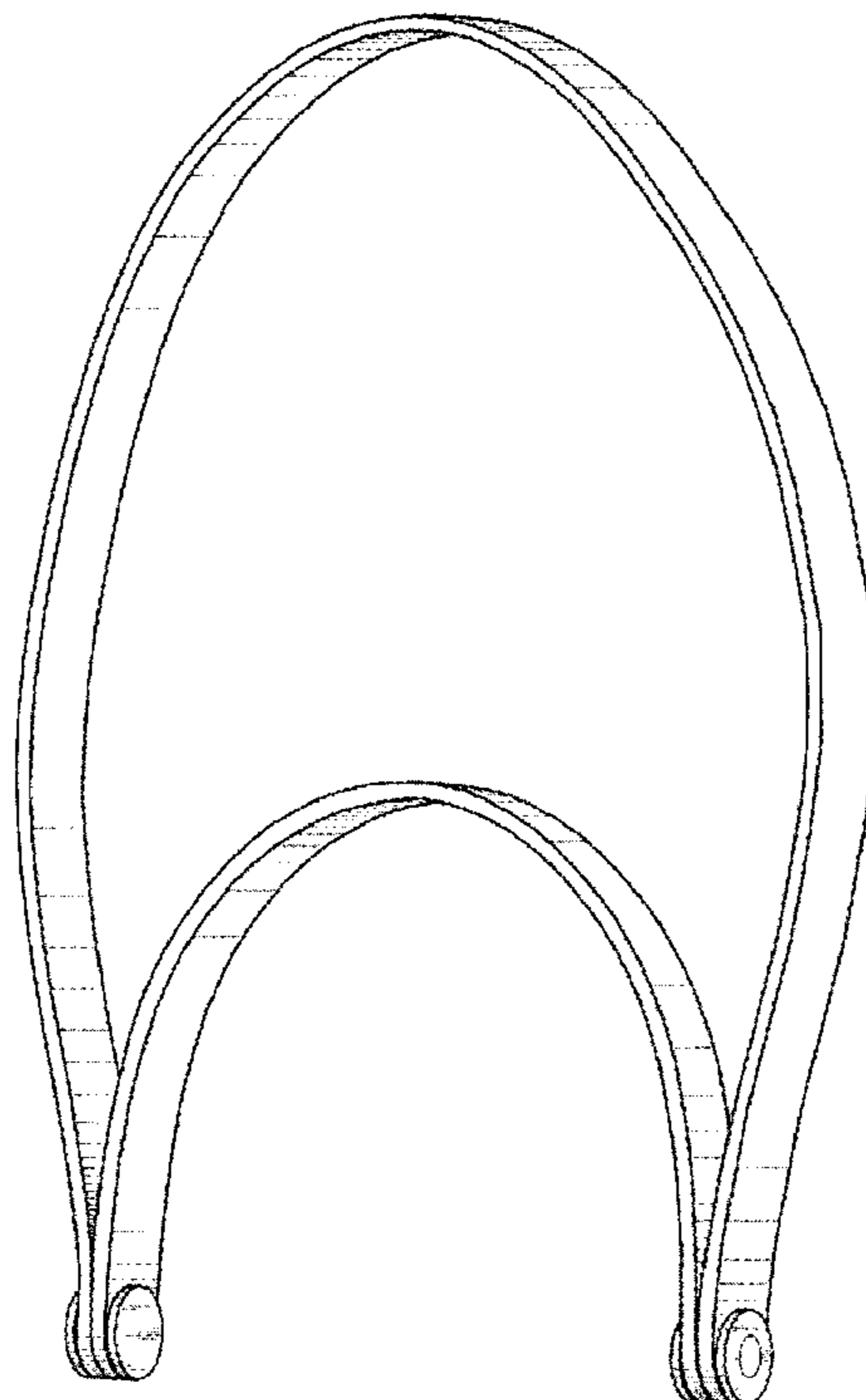
FIG. 5 is a top view of the strap and handle for bags shown in FIG. 1;

FIG. 6 is a bottom view of the strap and handle for bags shown in FIG. 1; and,

FIG. 7 is a frontal perspective view of the strap and handle for bags shown in FIG. 1.

The ornamental design which is claimed is shown in solid lines in the drawings.

**1 Claim, 7 Drawing Sheets**



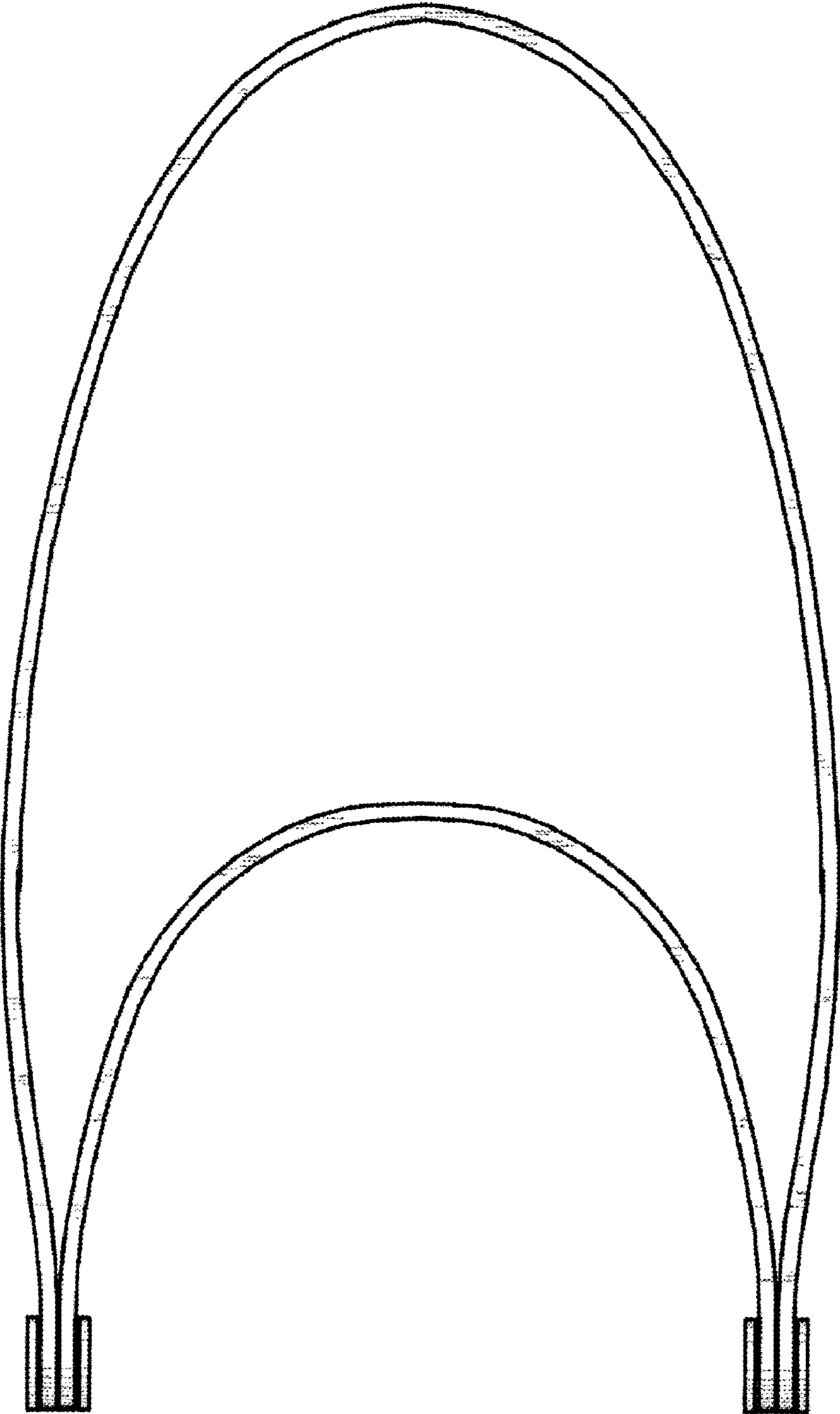


FIG. 1

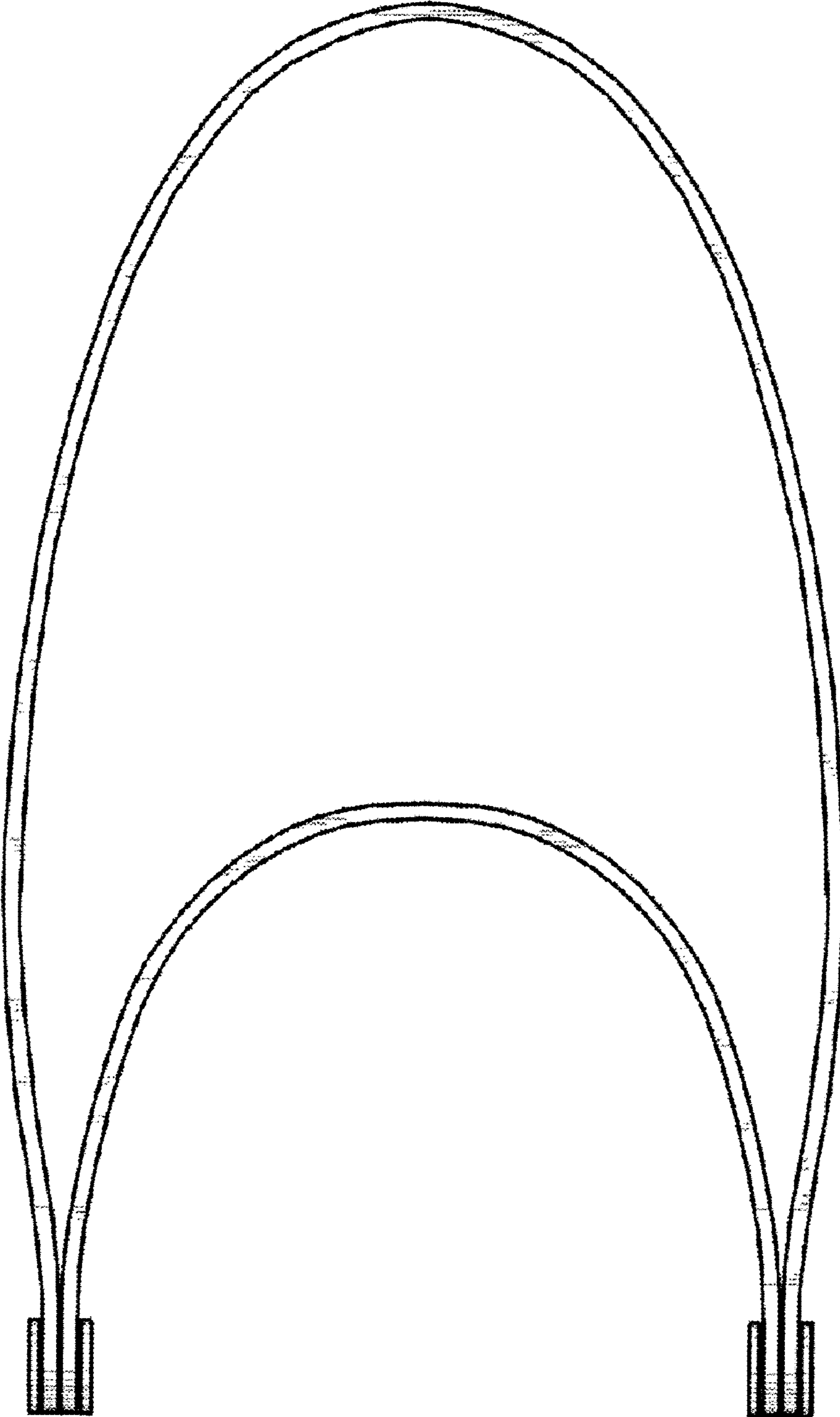


FIG. 2




FIG. 3




FIG. 4



FIG. 5



FIG. 6

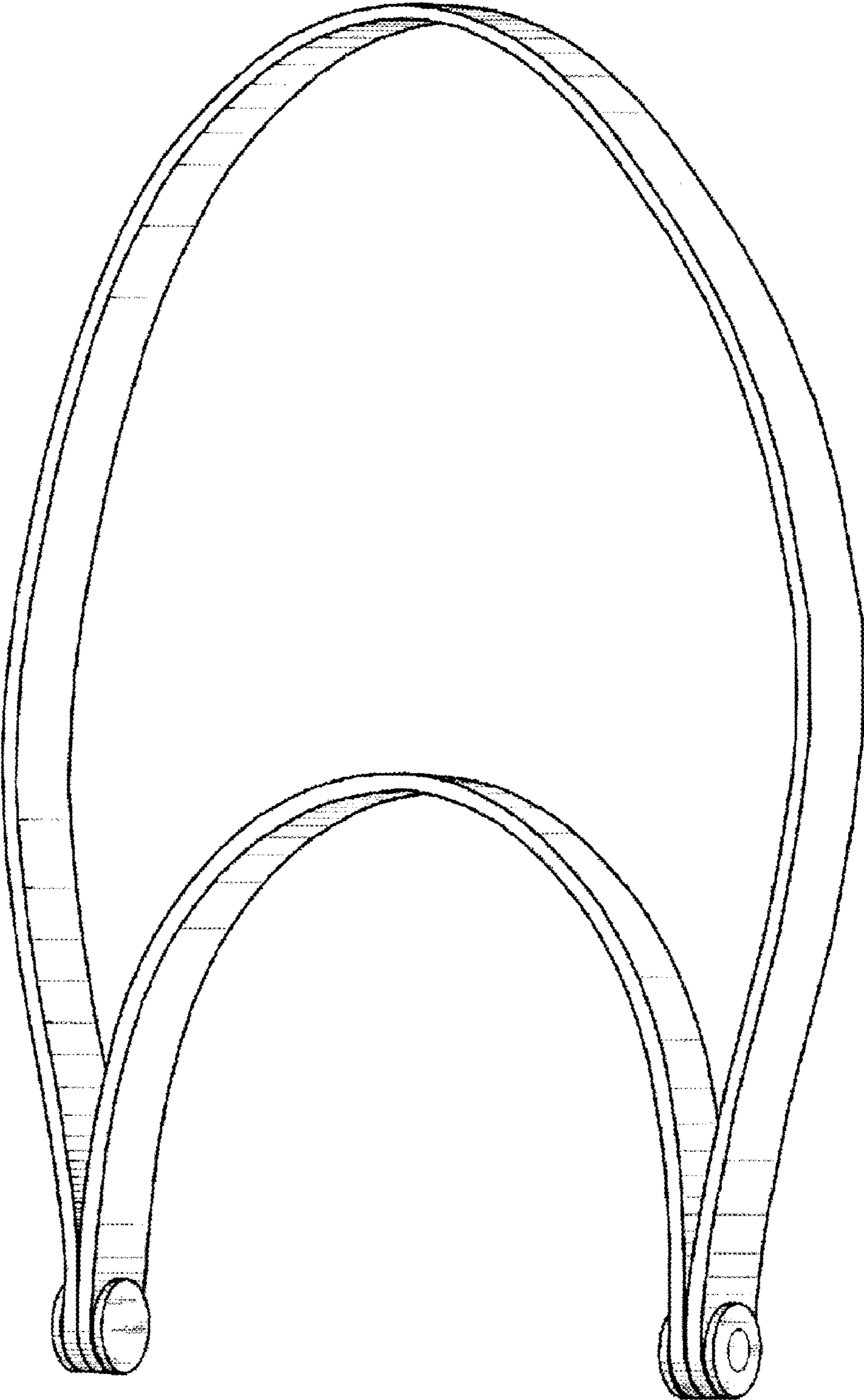


FIG. 7