



US00D613505S

(12) **United States Design Patent**
Aglassinger

(10) **Patent No.:** **US D613,505 S**

(45) **Date of Patent:** **** Apr. 13, 2010**

(54) **TOOLBOX**

(75) Inventor: **Hans-Peter Aglassinger**, Esslingen (DE)

(73) Assignee: **Robert Bosch GmbH**, Stuttgart (DE)

(**) Term: **14 Years**

(21) Appl. No.: **29/334,188**

(22) Filed: **Mar. 23, 2009**

(30) **Foreign Application Priority Data**

Oct. 20, 2008 (EM) 001024277

(51) **LOC (9) Cl.** **03-01**

(52) **U.S. Cl.** **D3/282; D3/905**

(58) **Field of Classification Search** D3/273–274,
D3/276, 282, 294–295, 315, 905; 206/349,
206/372–379

See application file for complete search history.

(56) **References Cited**

U.S. PATENT DOCUMENTS

- D460,860 S * 7/2002 Wang Yao D3/282
- D478,209 S * 8/2003 Chen D3/282
- D482,869 S * 12/2003 Chen D3/282
- D516,810 S * 3/2006 Galletti D3/282

- D516,811 S * 3/2006 Kahle et al. D3/282
- D531,805 S * 11/2006 Aglassinger D3/315
- D563,669 S * 3/2008 Bosak et al. D3/282
- D566,392 S * 4/2008 Aglassinger D3/282
- D569,616 S * 5/2008 Lin D3/273
- D569,617 S * 5/2008 Lin D3/282

* cited by examiner

Primary Examiner—Philip S Hyder

Assistant Examiner—Roselynn Cody

(74) *Attorney, Agent, or Firm*—Victor A. Henzi


(57) **CLAIM**

The ornamental design for the toolbox, as shown and described.

DESCRIPTION

FIG. 1 is a front left perspective view of the toolbox;
 FIG. 2 is a left elevational view thereof;
 FIG. 3 is a right elevational view thereof;
 FIG. 4 is a front elevational view thereof;
 FIG. 5 is a rear elevational view thereof;
 FIG. 6 is a bottom plan view thereof; and,
 FIG. 7 is a top plan view thereof.

1 Claim, 5 Drawing Sheets






Fig. 1

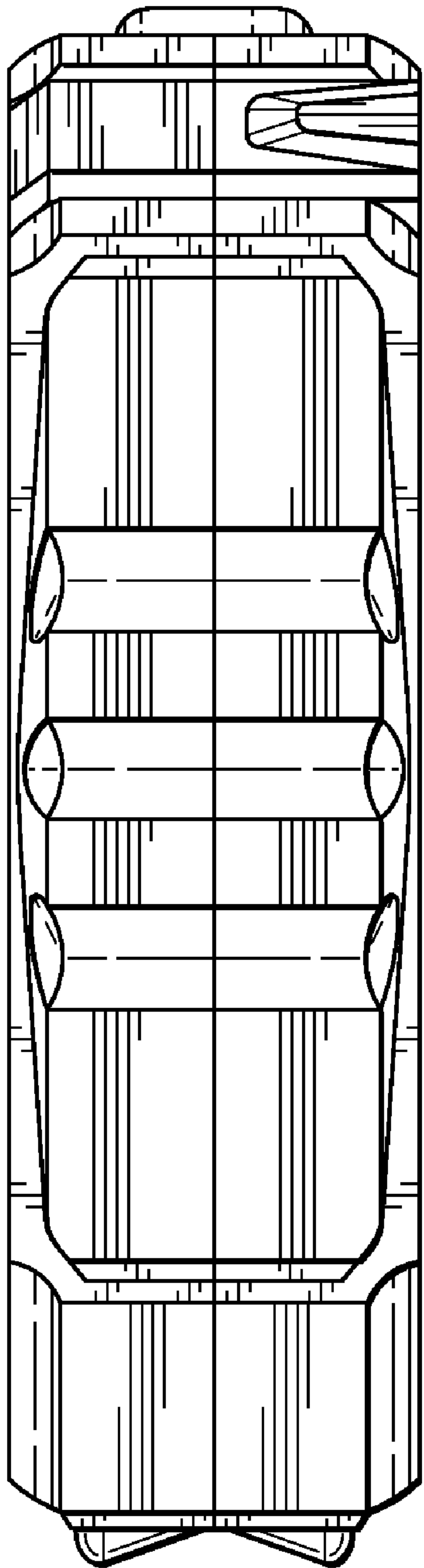


Fig. 2

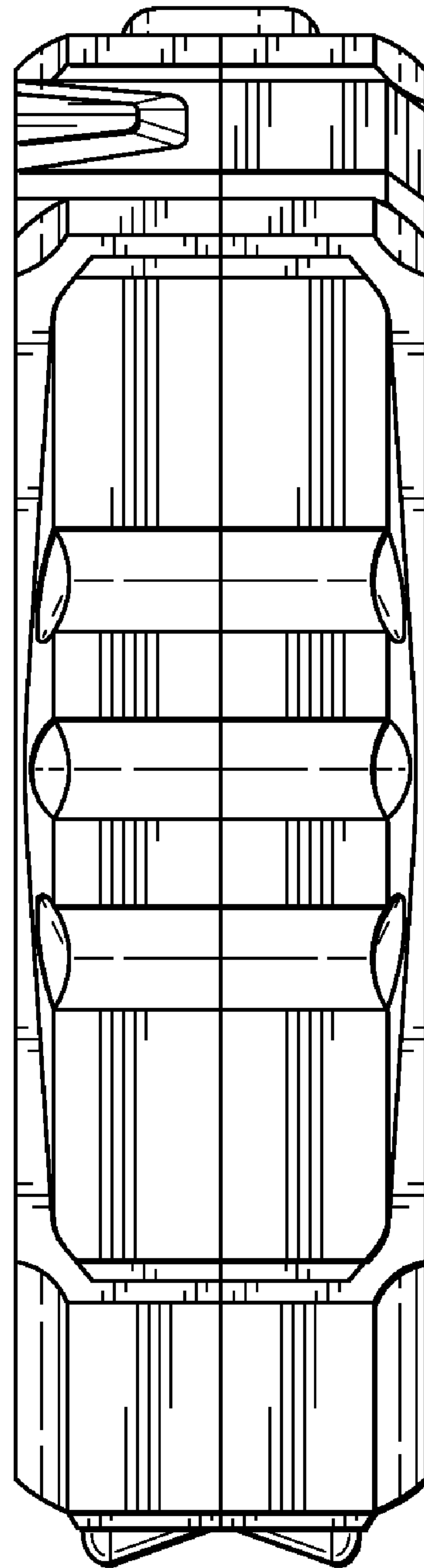


Fig. 3

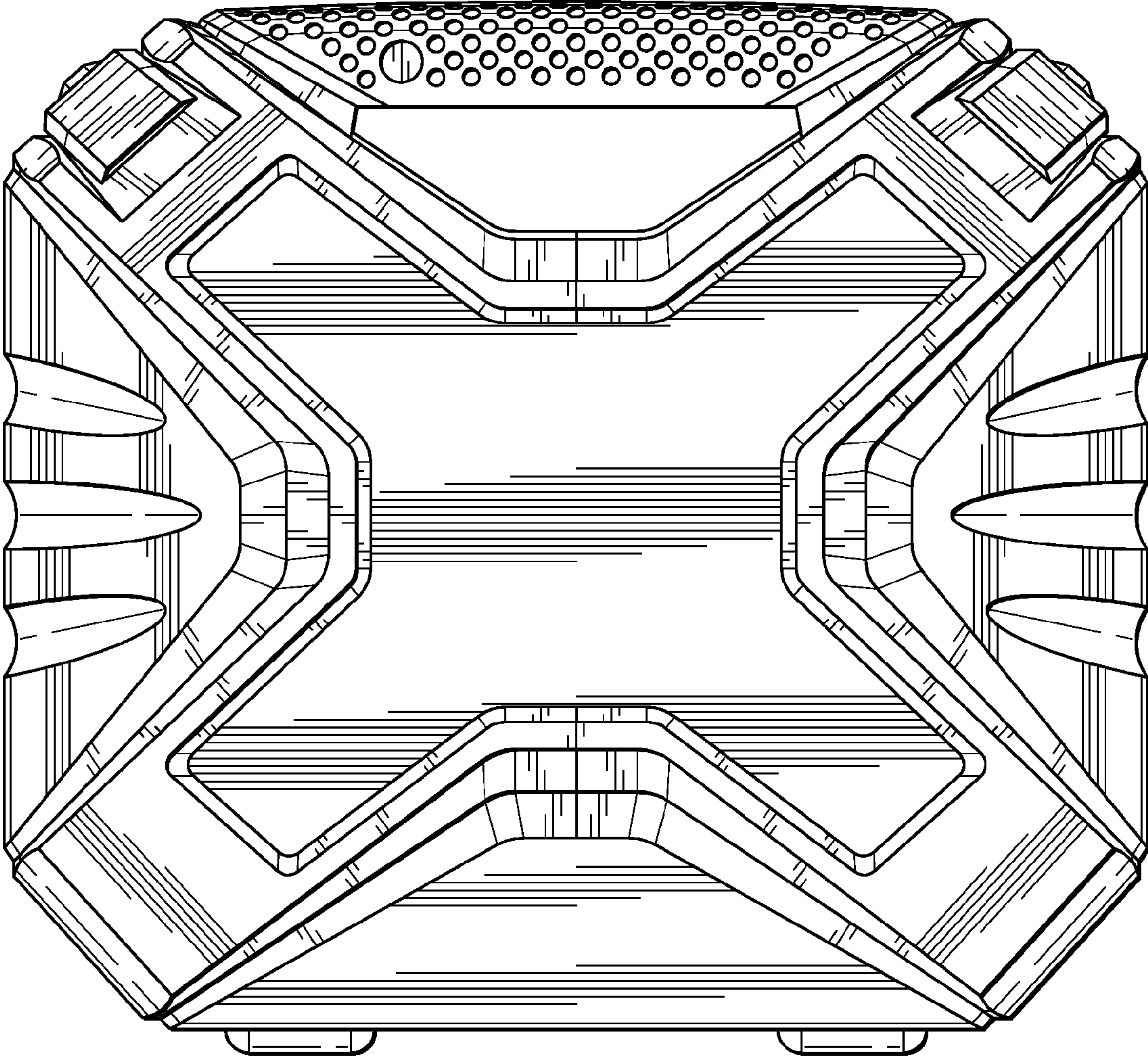


Fig. 4

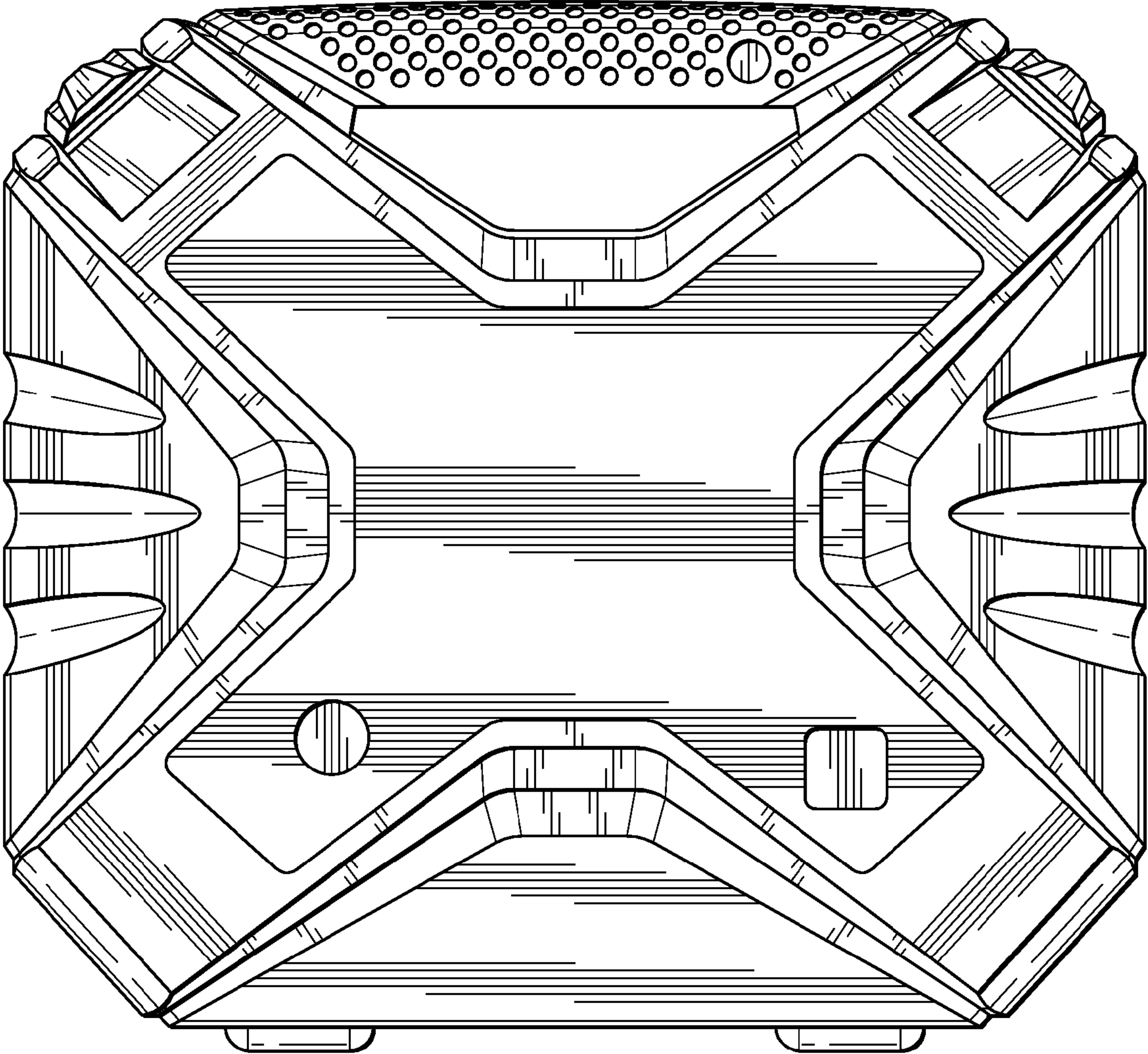


Fig. 5

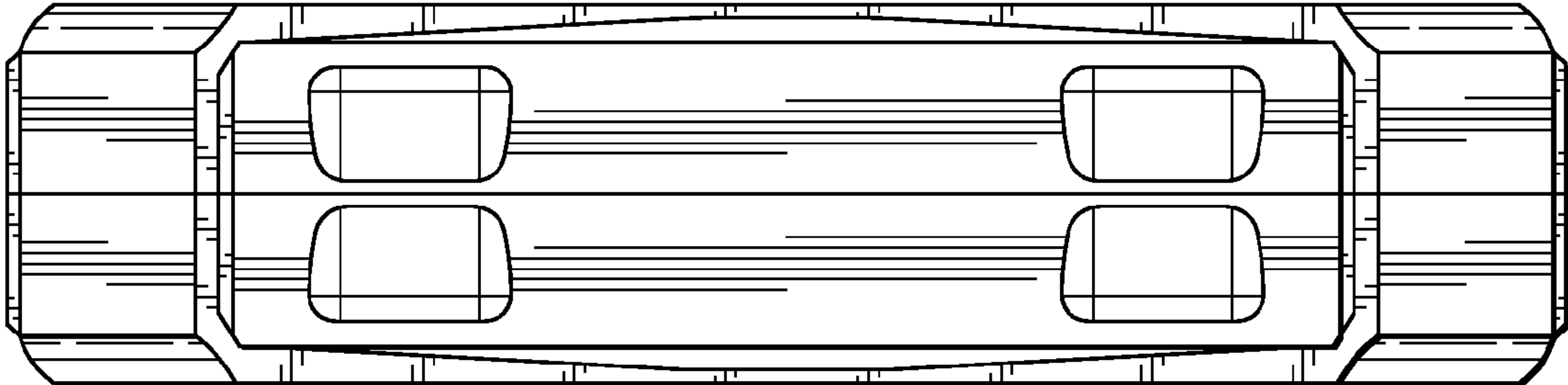


Fig. 6

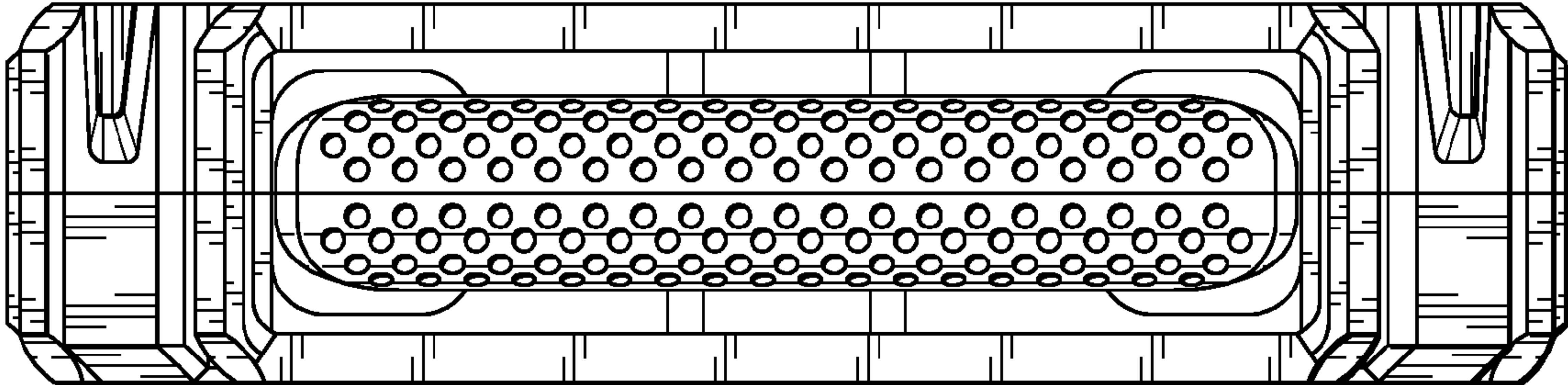


Fig. 7