



US00D613494S

(12) **United States Design Patent**  
**Sawhney et al.**

(10) **Patent No.:** **US D613,494 S**  
(45) **Date of Patent:** **\*\* Apr. 13, 2010**

(54) **MOBILE ELECTRONIC DEVICE ENCLOSURE**

(75) Inventors: **Ravi K. Sawhney**, Calabasas, CA (US); **Ingvald A. Smith-Kielland**, Thousand Oaks, CA (US); **Lance G. Hussey**, Simi Valley, CA (US); **Augustin Zea**, Thousand Oaks, CA (US); **Toshi Aya**, Reseda, CA (US)

(73) Assignee: **RKS Design, Inc.**, Thousand Oaks, CA (US)

(\*\*) Term: **14 Years**

(21) Appl. No.: **29/333,367**

(22) Filed: **Mar. 6, 2009**

(51) **LOC (9) Cl.** ..... **03-01**  
(52) **U.S. Cl.** ..... **D3/201**  
(58) **Field of Classification Search** ..... D3/218,  
D3/201–205, 294, 219; D9/423–425; 220/315,  
220/324–326, 849, 344; 206/269, 811, 89  
See application file for complete search history.

(56) **References Cited**

**U.S. PATENT DOCUMENTS**

D355,657 S \* 2/1995 Scheid et al. .... D3/218  
D369,903 S 5/1996 Tetrault  
D409,374 S \* 5/1999 Laba et al. .... D3/215  
D416,132 S 11/1999 Tan  
D423,772 S \* 5/2000 Cooper et al. .... D3/218  
6,196,388 B1 3/2001 Kaposvari

D470,146 S 2/2003 Tan et al.  
D470,147 S 2/2003 Tan et al.  
D484,874 S 1/2004 Chang et al.  
D499,903 S 12/2004 Zanghi et al.  
D499,965 S 12/2004 Zanghi et al.  
D502,338 S 3/2005 Zanghi et al.  
D517,311 S \* 3/2006 Kim ..... D3/218  
D573,343 S 7/2008 Cerullo  
D575,056 S 8/2008 Tan  
D579,213 S 10/2008 Aipa  
D581,151 S 11/2008 Aipa  
D582,149 S 12/2008 Tan

\* cited by examiner

*Primary Examiner*—Catherine R Oliver

(74) *Attorney, Agent, or Firm*—Daniel P. Dooley; Fellers, Snider, et al.

(57) **CLAIM**

We claim the ornamental design for a mobile electronic device enclosure, as shown and described.

**DESCRIPTION**

FIG. 1 is a front elevation view of a mobile electronic device enclosure;

FIG. 2 is a rear elevation view thereof;

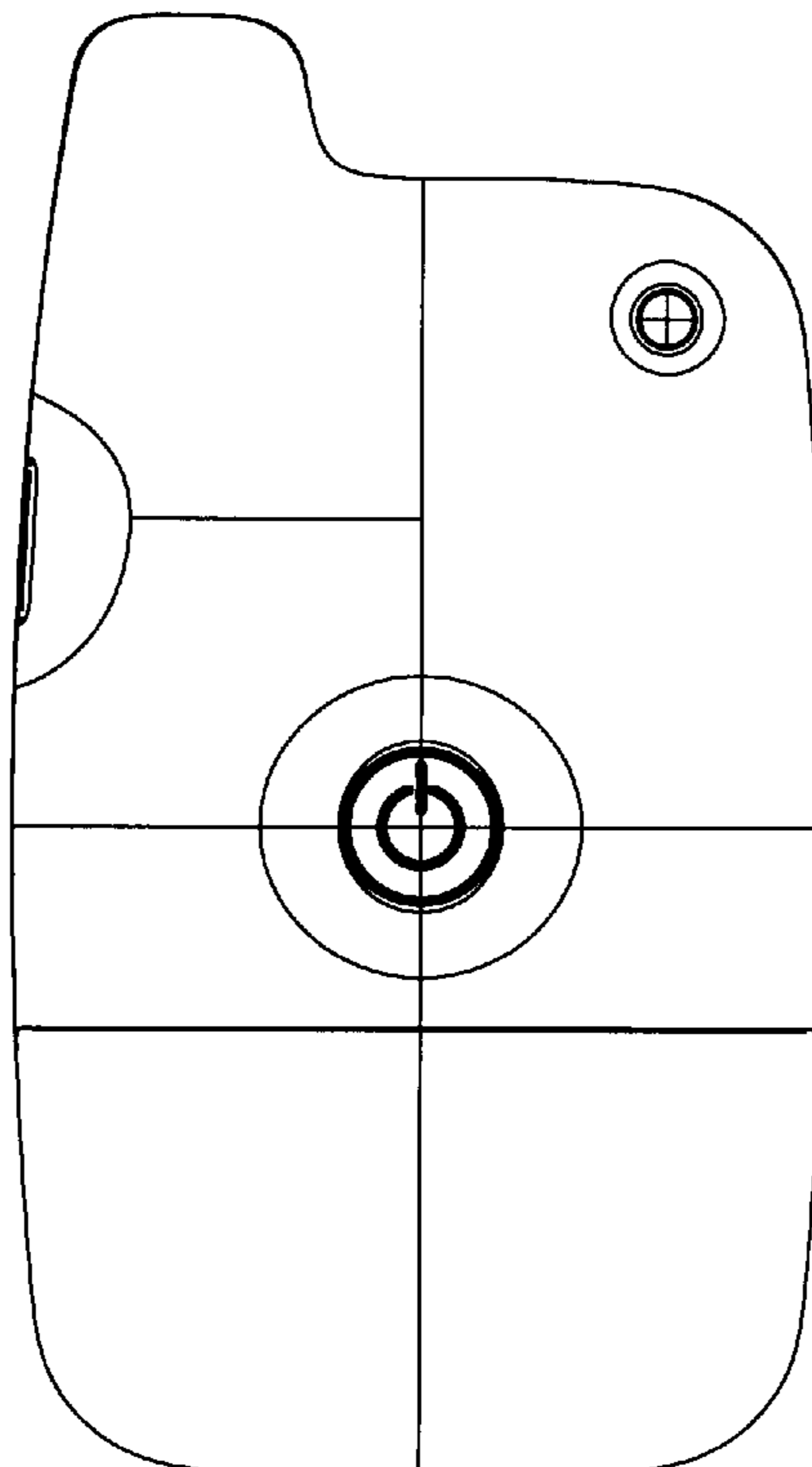
FIG. 3 is a bottom plan view thereof;

FIG. 4 is a top plan view thereof;

FIG. 5 is a side elevation view thereof; and,

FIG. 6 is an opposite side elevation view thereof.

**1 Claim, 3 Drawing Sheets**



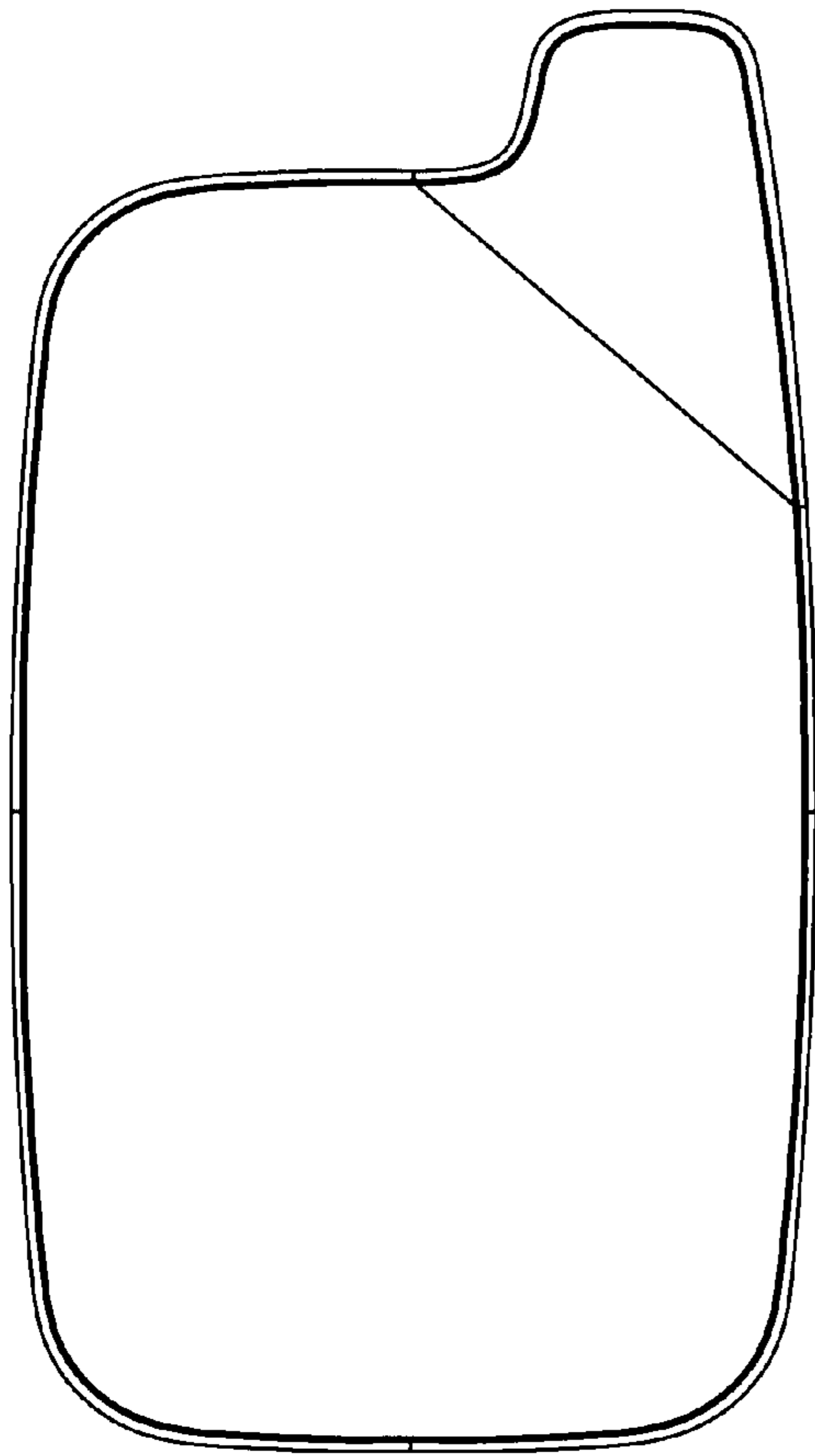


FIG. 1

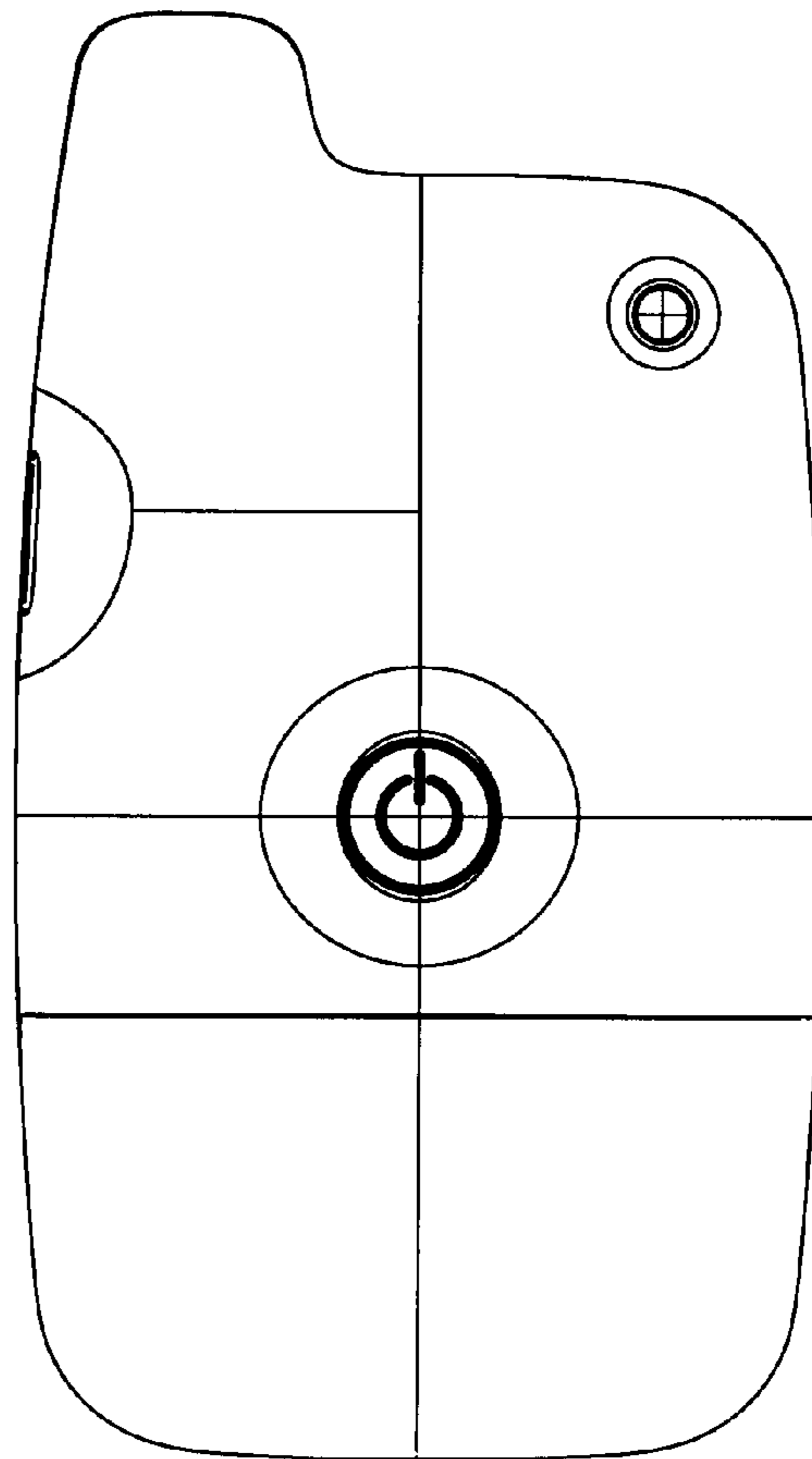


FIG. 2

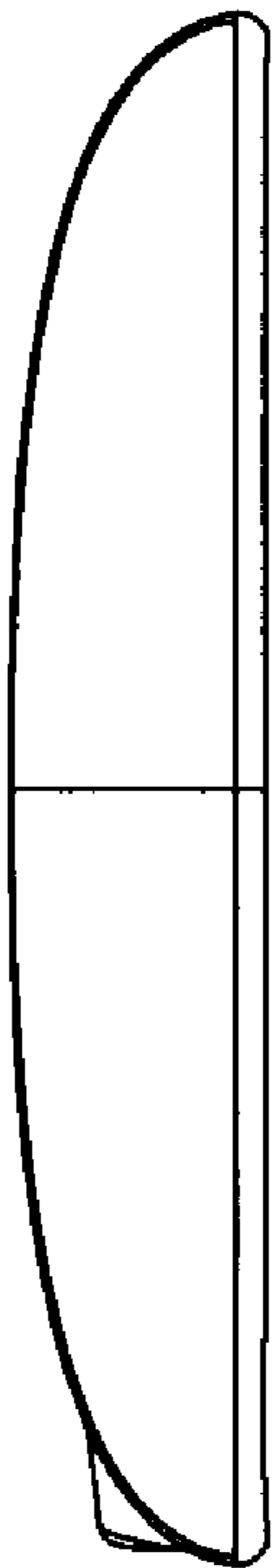


FIG. 3

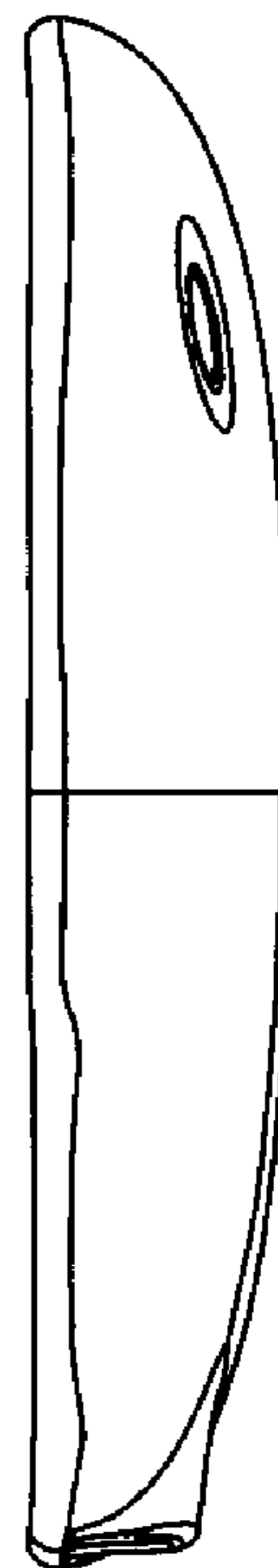


FIG. 4




FIG. 5

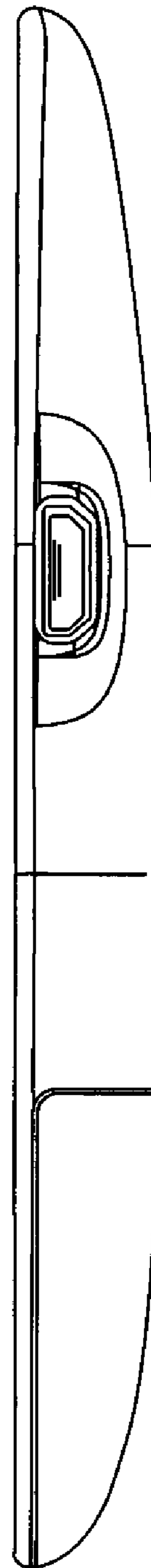


FIG. 6