



US00D613485S

(12) **United States Design Patent**
Meador

(10) **Patent No.:** **US D613,485 S**

(45) **Date of Patent:** **** Apr. 13, 2010**

(54) **CLOG**

(75) Inventor: **Joseph E. Meador**, Topeka, KS (US)

(73) Assignee: **Payless ShoeSource Worldwide, Inc.**,
Topeka, KS (US)

(**) Term: **14 Years**

(21) Appl. No.: **29/325,670**

(22) Filed: **Oct. 3, 2008**

(51) **LOC (9) Cl.** **02-04**

(52) **U.S. Cl.** **D2/926; D2/919; D2/923**

(58) **Field of Classification Search** D2/896,
D2/898, 900, 903, 919-923, 943, 952, 969;
36/45, 11.5, 8.1, 77 M, 77 R, 83, 113, 144,
36/116, 126-131

See application file for complete search history.

(56) **References Cited**

U.S. PATENT DOCUMENTS

D517,788 S *	3/2006	Seamans	D2/969
D517,789 S *	3/2006	Seamans	D2/969
D528,271 S *	9/2006	Issler	D2/923
D545,032 S *	6/2007	Wolf	D2/923
D545,033 S *	6/2007	Wolf	D2/926
D548,443 S *	8/2007	Teteriatnikov	D2/969
D561,982 S *	2/2008	Hoyt	D2/896
D562,533 S *	2/2008	Keen	D2/896
D564,184 S *	3/2008	Issler	D2/896

D571,547 S *	6/2008	Yang	D2/969
D573,778 S *	7/2008	Hawker	D2/896
D575,480 S *	8/2008	Zimmerman	D2/896
D575,489 S *	8/2008	Whiteside	D2/969
D575,937 S *	9/2008	Klavano	D2/896
D579,651 S *	11/2008	Hearn	D2/972
2006/0048407 A1 *	3/2006	Seamans	36/3 R

* cited by examiner

Primary Examiner—Robert M Spear

Assistant Examiner—Rashida C McCoy

(74) *Attorney, Agent, or Firm*—Lathrop & Gage LLP

(57) **CLAIM**

The ornamental design for a clog, as shown and described.

DESCRIPTION

FIG. 1 is a right perspective view of a clog showing our new design;

FIG. 2 is a left side elevation view thereof;

FIG. 3 is a right side elevational view thereof;

FIG. 4 is a top plan view thereof;


FIG. 5 is a bottom plan view thereof;

FIG. 6 is a rear elevational view thereof; and,

FIG. 7 is a front elevational view thereof.

The broken lines in the drawings are for illustrative purposes only and form no part of the claimed design.

1 Claim, 2 Drawing Sheets



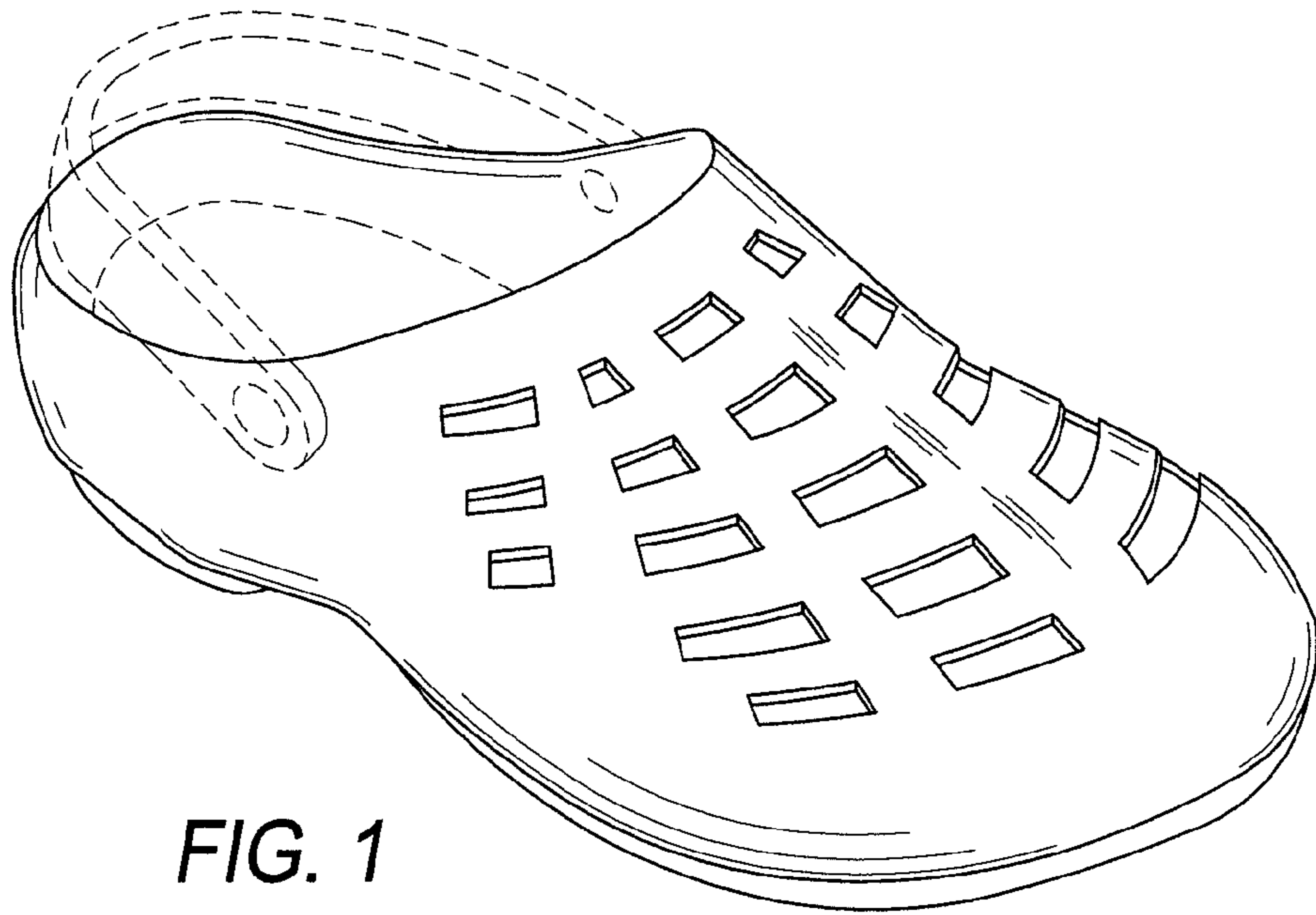


FIG. 1



FIG. 2




FIG. 3




FIG. 4

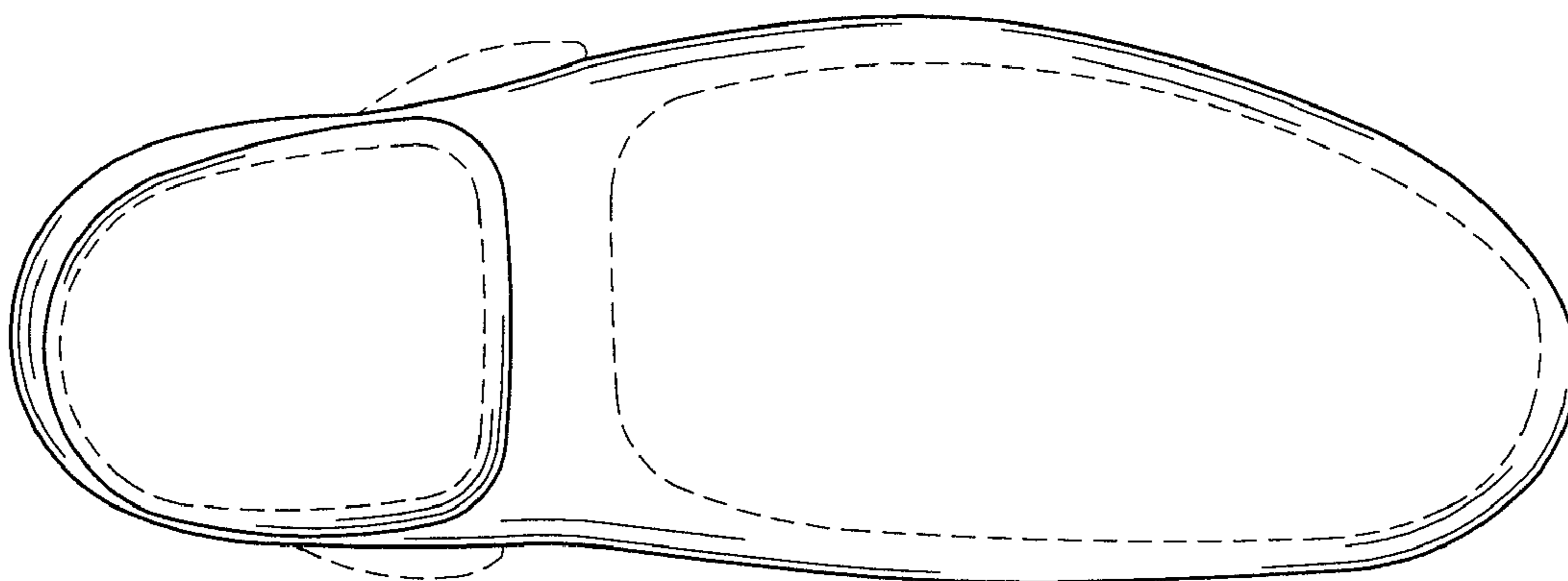


FIG. 5

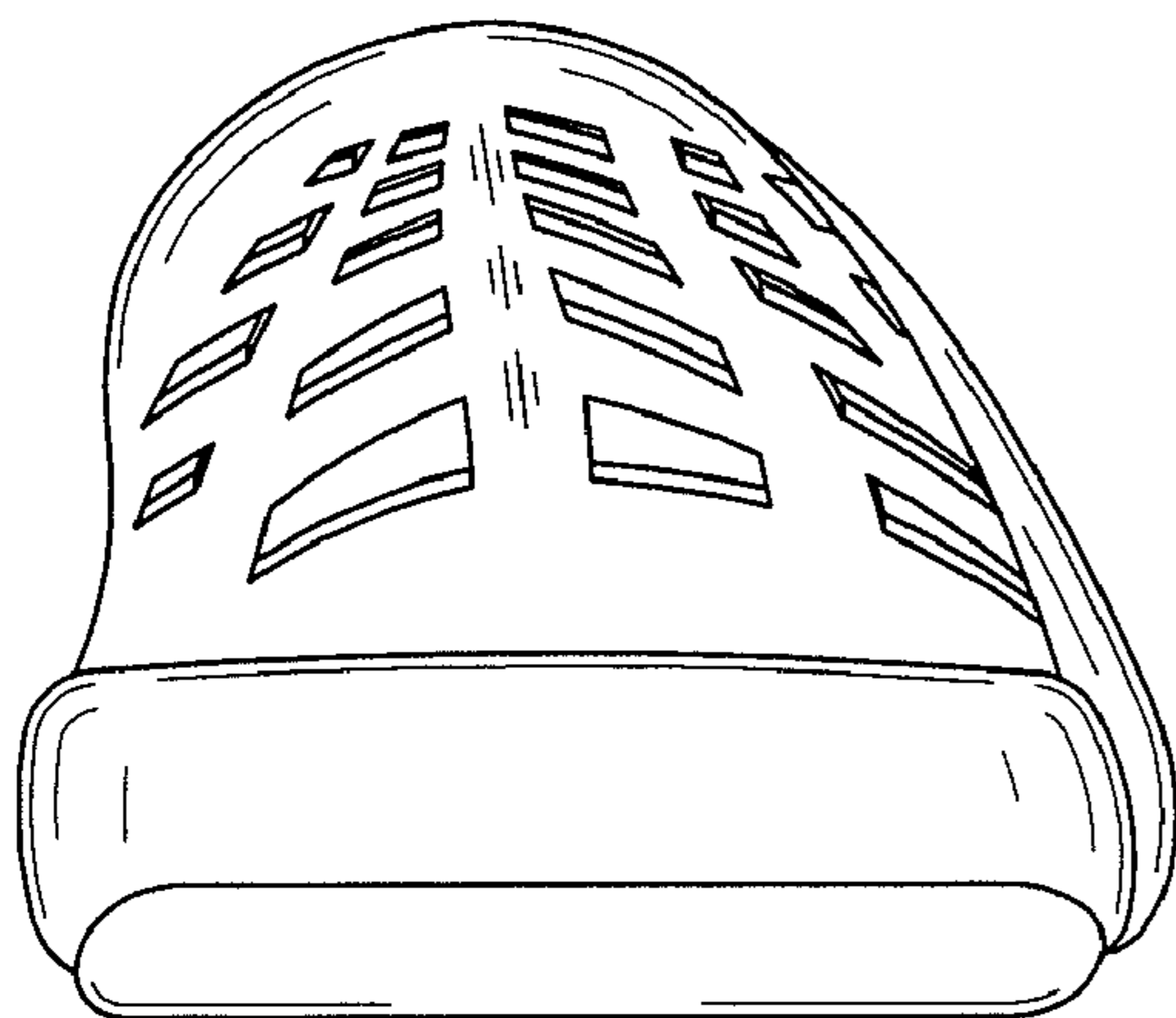


FIG. 6

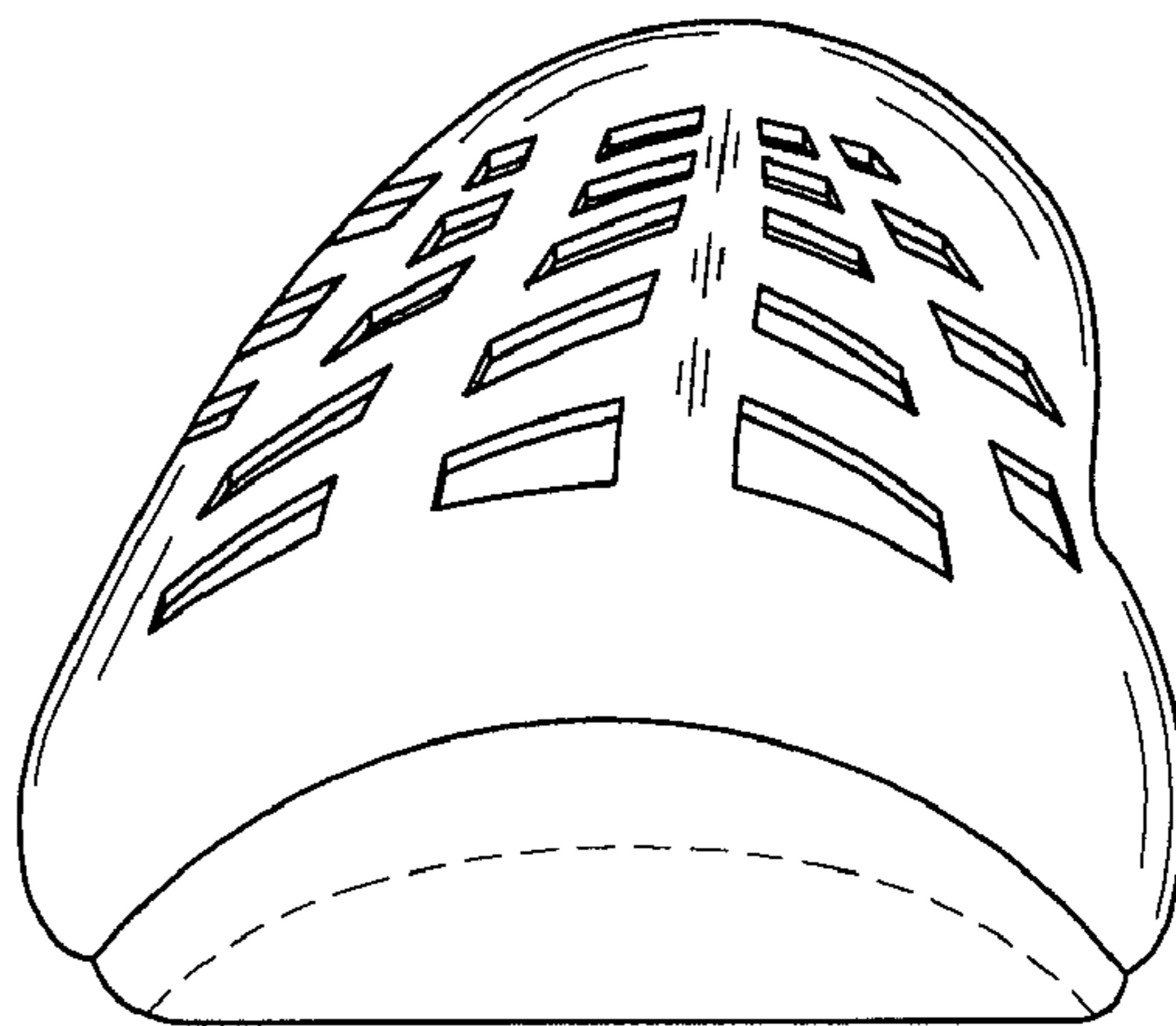


FIG. 7