



US00D613460S

(12) **United States Design Patent**
Obenshain

(10) **Patent No.:** **US D613,460 S**

(45) **Date of Patent:** **** Apr. 6, 2010**

(54) **DESCENDER**

(76) **Inventor:** **Ian K. Obenshain**, 3992 State Route
781, Peebles, OH (US) 45660

(**) **Term:** **14 Years**

(21) **Appl. No.:** **29/316,798**

(22) **Filed:** **Nov. 2, 2009**

(51) **LOC (9) Cl.** **29-02**

(52) **U.S. Cl.** **D29/124**

(58) **Field of Classification Search** D29/124;
D8/333, 356, 371, 367, 370, 372, 382; 56/367;
211/30, 31, 34, 35, 86, 87, 113; 248/227.4,
248/303, 339, 925; D6/320, 323, 566, 567,
D6/569; 24/115 R, 582.13, 583.1, 583.11,
24/587.1, 588.11, 594.11, 598.1-600.1, 600.3,
24/600.9; 294/82.1, 82.14; 411/400; D21/484,
D21/489, 491, 500-502, 479, 391; D25/113-118;
446/85, 93-96, 108, 117, 120, 121, 124,
446/125, 128; 52/589.1, 590.2, 591.3, 591.4,
52/592.1, 603, 606

See application file for complete search history.

(56) **References Cited**

U.S. PATENT DOCUMENTS

2,482,556 A * 9/1949 Petras 52/314
D368,313 S * 3/1996 Schulz, Jr. D25/118
6,453,625 B1 * 9/2002 Corbett 52/125.3

D487,157 S * 2/2004 Gendron et al. D25/118
7,011,474 B2 * 3/2006 MacDonald 405/284
D524,038 S * 7/2006 Leung D3/208
D548,289 S * 8/2007 Ramsey D21/391
D551,358 S * 9/2007 Deragon D25/113
D559,918 S * 1/2008 Ramsey D21/391
D574,517 S * 8/2008 Foster D25/113
2007/0164182 A1 * 7/2007 MacKay 248/300

* cited by examiner

Primary Examiner—Raphael Barkai

Assistant Examiner—Randall H Gholson

(74) *Attorney, Agent, or Firm*—Neal O. Willmann

(57) **CLAIM**

The ornamental design for the descender, as shown and described.

DESCRIPTION

FIG. 1 is a perspective view of a descender showing my new design;

FIG. 2 is a front elevational view thereof, the rear view being identical;

FIG. 3 is a right side elevational view thereof, the left side being identical; and,

FIG. 4 is a top plan view thereof, the bottom plan view being identical.

1 Claim, 2 Drawing Sheets

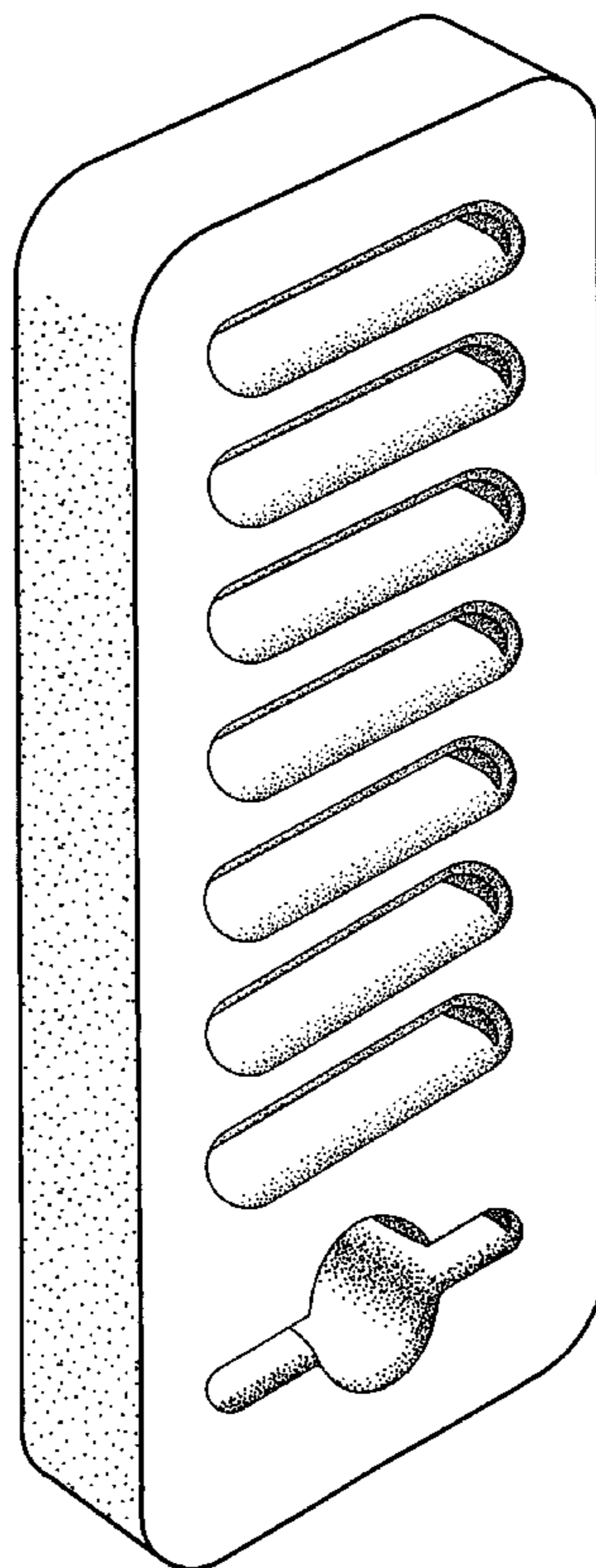


Fig. 1

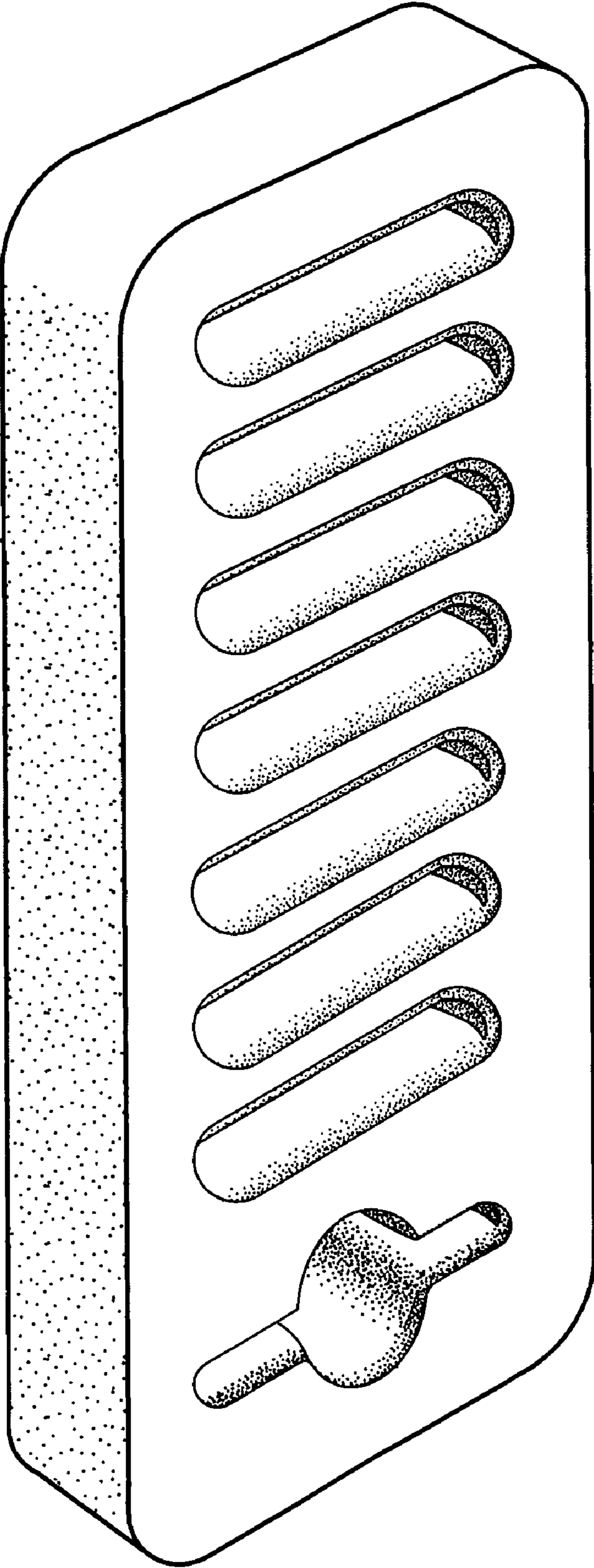


Fig. 4



Fig. 2

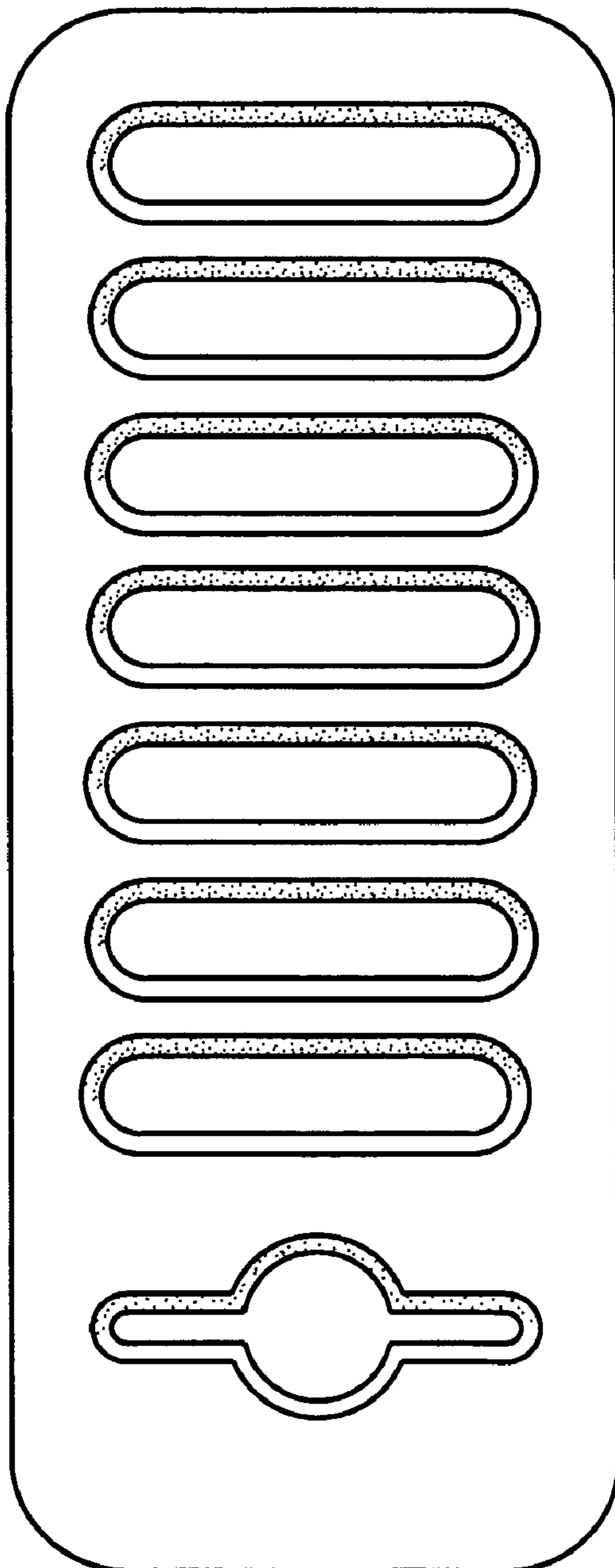


Fig. 3

