



US00D613459S

(12) **United States Design Patent**  
**Bywater**

(10) **Patent No.:** **US D613,459 S**

(45) **Date of Patent:** **\*\* Apr. 6, 2010**

(54) **EAR PROTECTOR**

(76) **Inventor:** **Marion Bywater**, 6 Vance Street,  
Lilydale, VIC (AU) 3140

(\*\*) **Term:** **14 Years**

(21) **Appl. No.:** **29/325,445**

(22) **Filed:** **Oct. 1, 2008**

(51) **LOC (9) Cl.** ..... **29-02**

(52) **U.S. Cl.** ..... **D29/112; D24/106; D24/173**

(58) **Field of Classification Search** ..... D24/106,  
D24/173, 174; D29/112; 2/174, 209, 2;  
128/866, 857

See application file for complete search history.

(56) **References Cited**

**U.S. PATENT DOCUMENTS**

1,619,772	A *	3/1927	Thompson	.....	2/174
2,570,675	A *	10/1951	Morris	.....	128/866
3,452,365	A	7/1969	Wallace		
3,525,103	A *	8/1970	Yonan	.....	2/174
D344,611	S *	2/1994	Hordis	.....	D29/112
D374,508	S *	10/1996	Walker-Whitelaw	.....	D29/112
5,689,831	A *	11/1997	Harris	.....	2/209
D399,607	S *	10/1998	Davis	.....	D29/112
5,920,912	A	7/1999	Patchett		
D425,671	S	5/2000	Cooper et al.		
6,131,204	A	10/2000	Otey		

D434,877	S *	12/2000	Harral	.....	D29/112
D443,730	S *	6/2001	Tsujino	.....	D29/112
D443,955	S *	6/2001	Tsujino	.....	D29/112
6,298,493	B1	10/2001	Ambroise		
6,944,886	B1	9/2005	Jackson		
7,028,343	B1	4/2006	Watson		
2004/0237171	A1	12/2004	Greene et al.		
2007/0245459	A1	10/2007	Hillman-Schwartz et al.		

\* cited by examiner

*Primary Examiner*—Ian Simmons

*Assistant Examiner*—Charles D Hanson

(74) *Attorney, Agent, or Firm*—Kyle Fletcher

(57) **CLAIM**

The ornamental design for the ear protector, as shown and described.

**DESCRIPTION**

FIG. 1 is a left side view of the device.

FIG. 2 is a right side view of the device.

FIG. 3 is a front side view of the device.

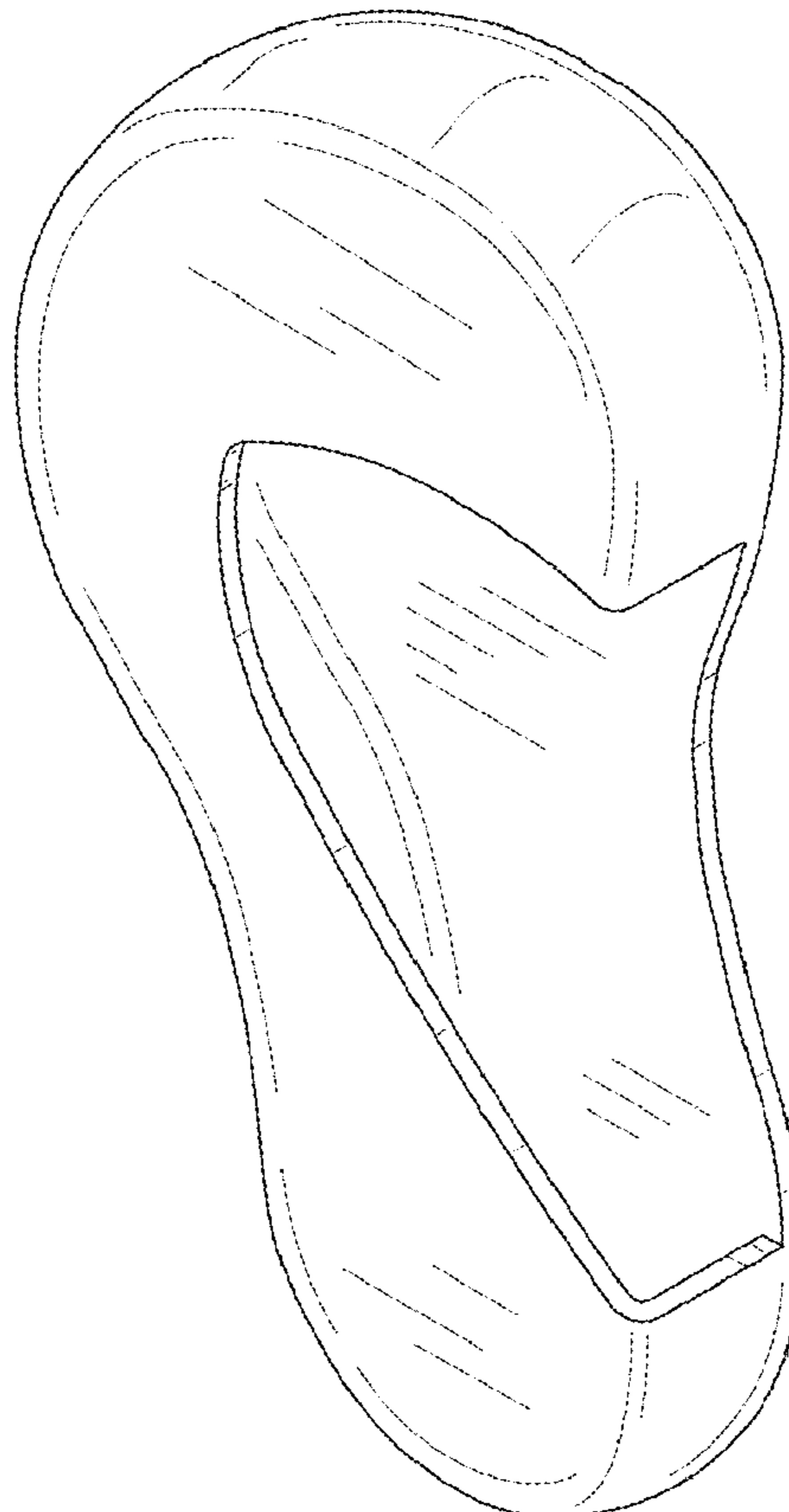
FIG. 4 is a rear side view of the device.

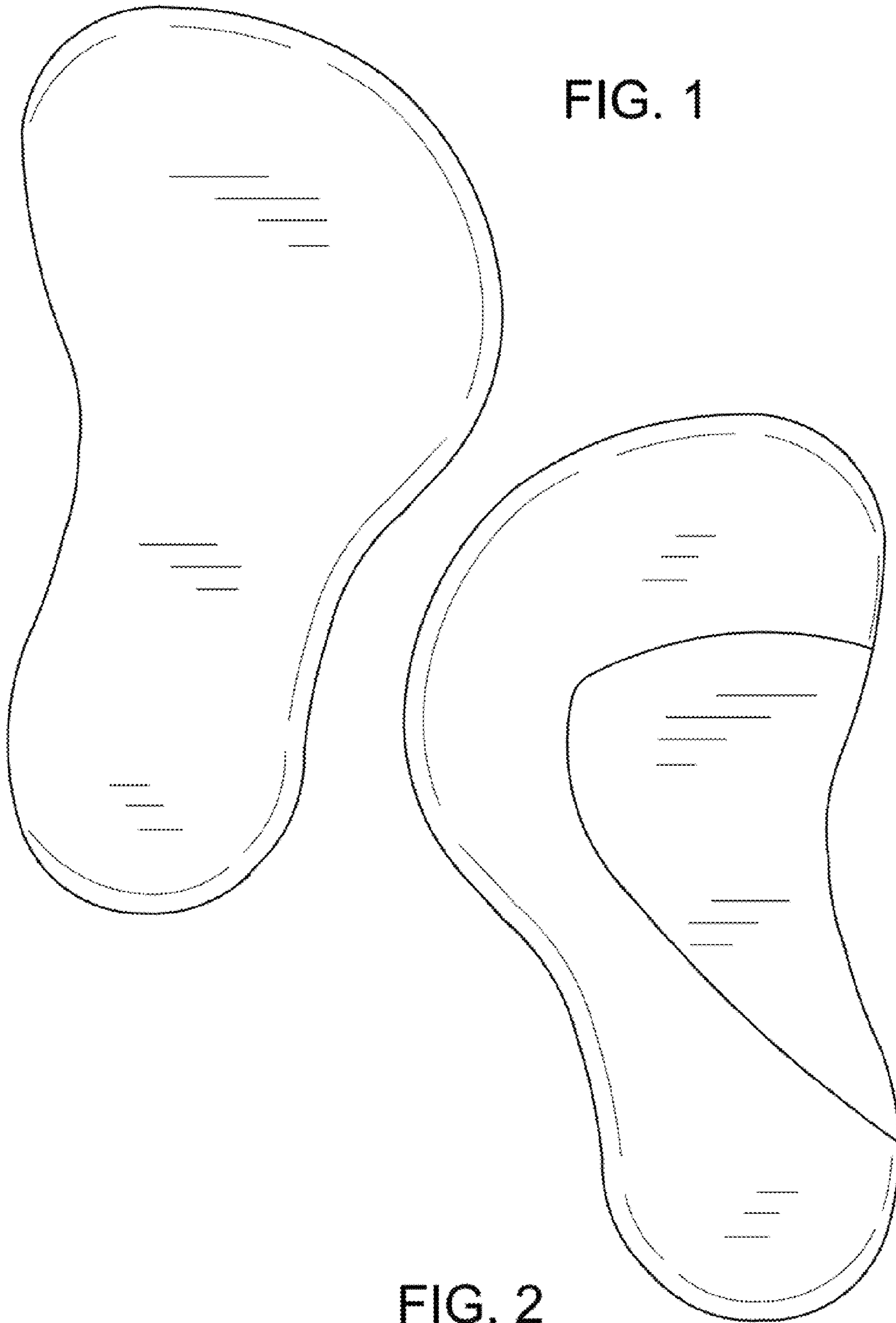
FIG. 5 is a top view of the device.

FIG. 6 is a bottom view of the device; and,

FIG. 7 is an isometric view of the device.

**1 Claim, 4 Drawing Sheets**





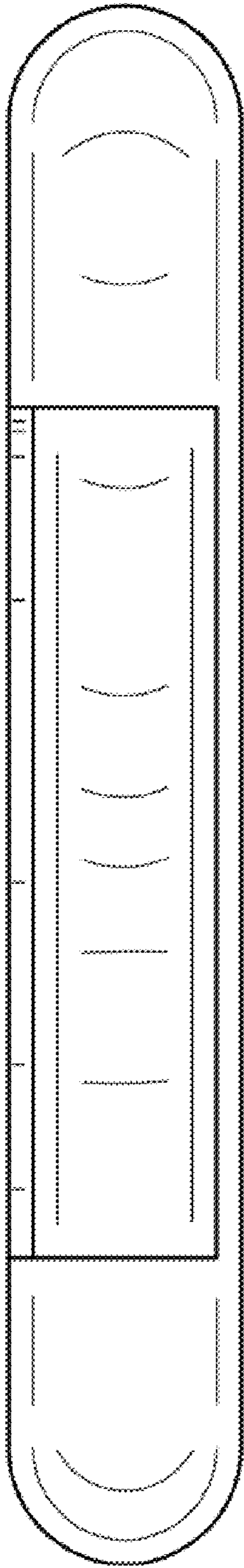


FIG. 3

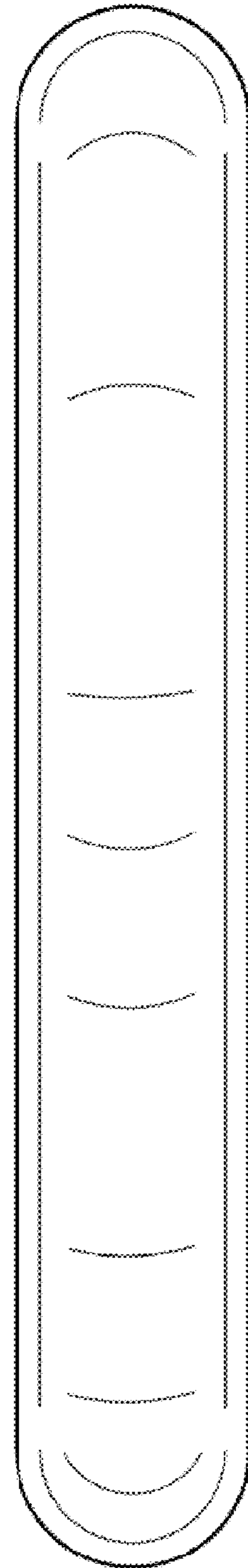


FIG. 4

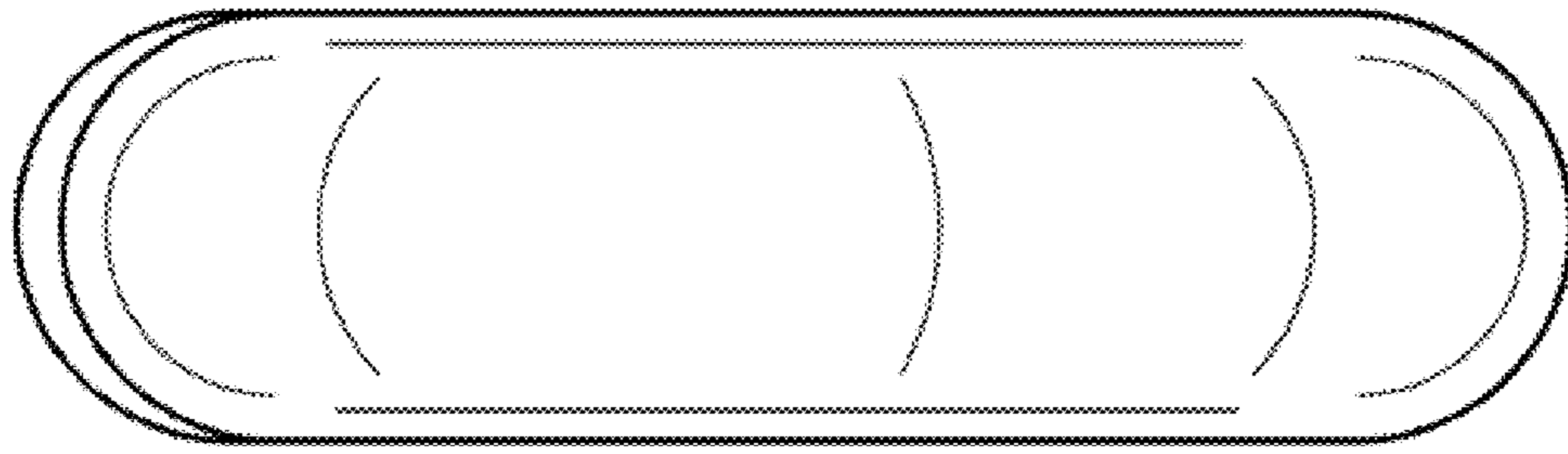


FIG. 5

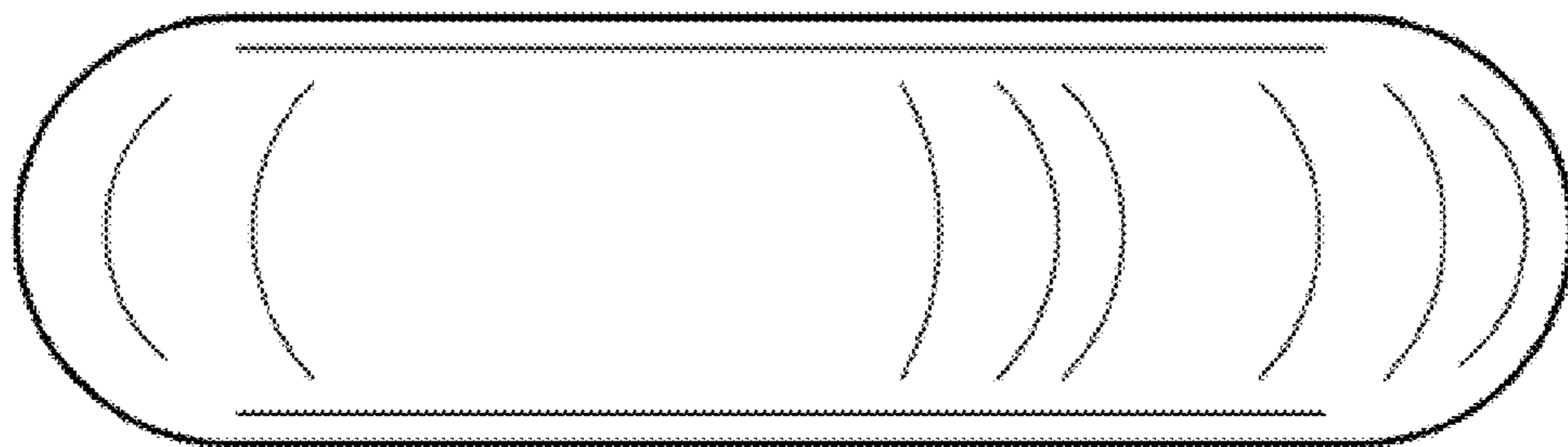


FIG. 6



FIG. 7