



US00D613457S

(12) **United States Design Patent**
Miller

(10) **Patent No.:** **US D613,457 S**
(45) **Date of Patent:** **** Apr. 6, 2010**

(54) **SPIKED RIOT CONTROL SHIELD**
(75) Inventor: **Jeffery Lynn Miller**, 3913 A Freedom
Ct., Aberdeen Proving Ground, MD (US)
21005

(73) Assignee: **Jeffery Lynn Miller**, Cameron, NJ (US)

(**) Term: **14 Years**

(21) Appl. No.: **29/286,048**

(22) Filed: **Apr. 21, 2007**

(51) **LOC (9) Cl.** **29-02**

(52) **U.S. Cl.** **D29/100**

(58) **Field of Classification Search** D29/100,
D29/101.1, 101.2, 101.3, 101.4, 101.5, 122;
D2/829; 2/2.5, 24, 48, 92, 102, 455, 456,
2/457, 462, 464, 463, 467, 908; 441/88,
441/106; 428/542.2, 542.4, 542.6; 89/36.01,
89/36.02, 36.05, 36.06; D11/95, 96, 99,
D11/131, 132, 133, 140; D22/199; 109/49.5;
D21/780

See application file for complete search history.

(56) **References Cited**

U.S. PATENT DOCUMENTS

D199,247 S * 9/1964 Cordier D21/780

3,398,406 A * 8/1968 Waterbury 2/2.5
D484,648 S * 12/2003 Fiorini et al. D29/100
D516,252 S * 2/2006 Farshid et al. D29/100
D563,502 S * 3/2008 Tota D22/199
2009/0100578 A1 * 4/2009 Coates 2/455

* cited by examiner

Primary Examiner—Robert M Spear
Assistant Examiner—Barbara B Lohr

(57) **CLAIM**

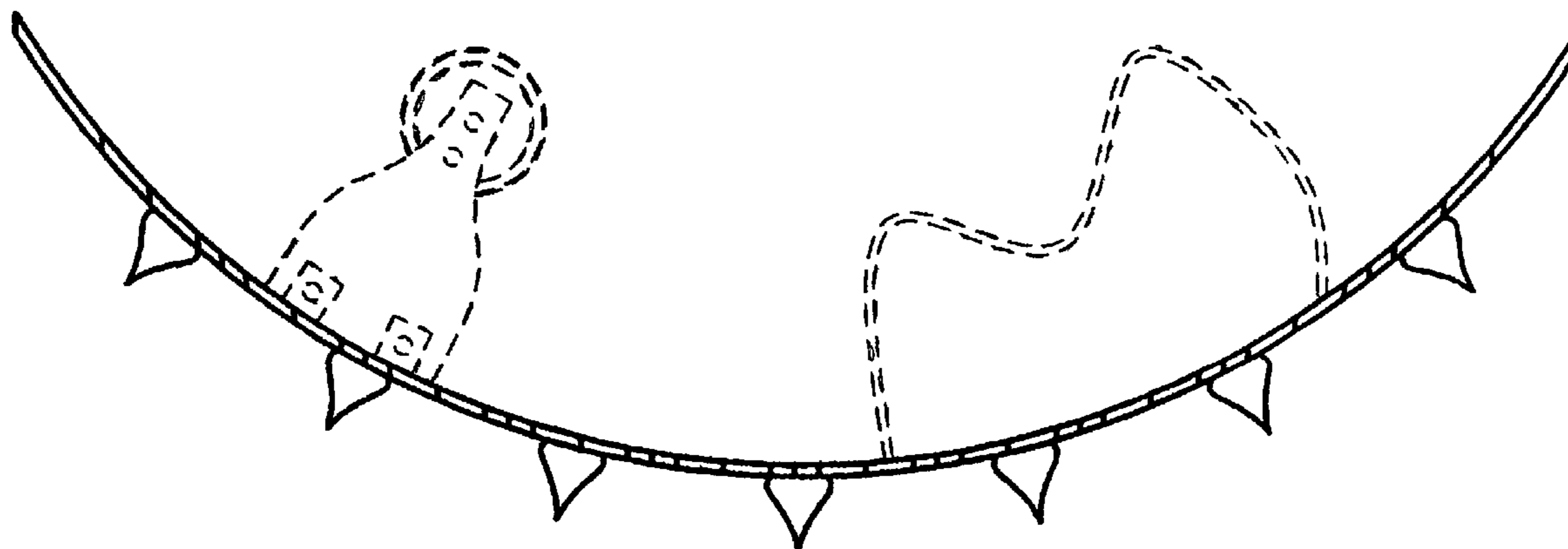
The ornamental design for a spiked riot control shield, as shown and described.

DESCRIPTION

FIG. 1—Is a top plan view of a spiked riot control shield; and
FIG. 2—Is a front plan view of a spiked riot control shield;
and,
FIG. 3—Is a front perspective view of a spiked riot control
shield.

The broken lines in the drawing depict environmental structure only and form no part of the claimed design.

1 Claim, 3 Drawing Sheets



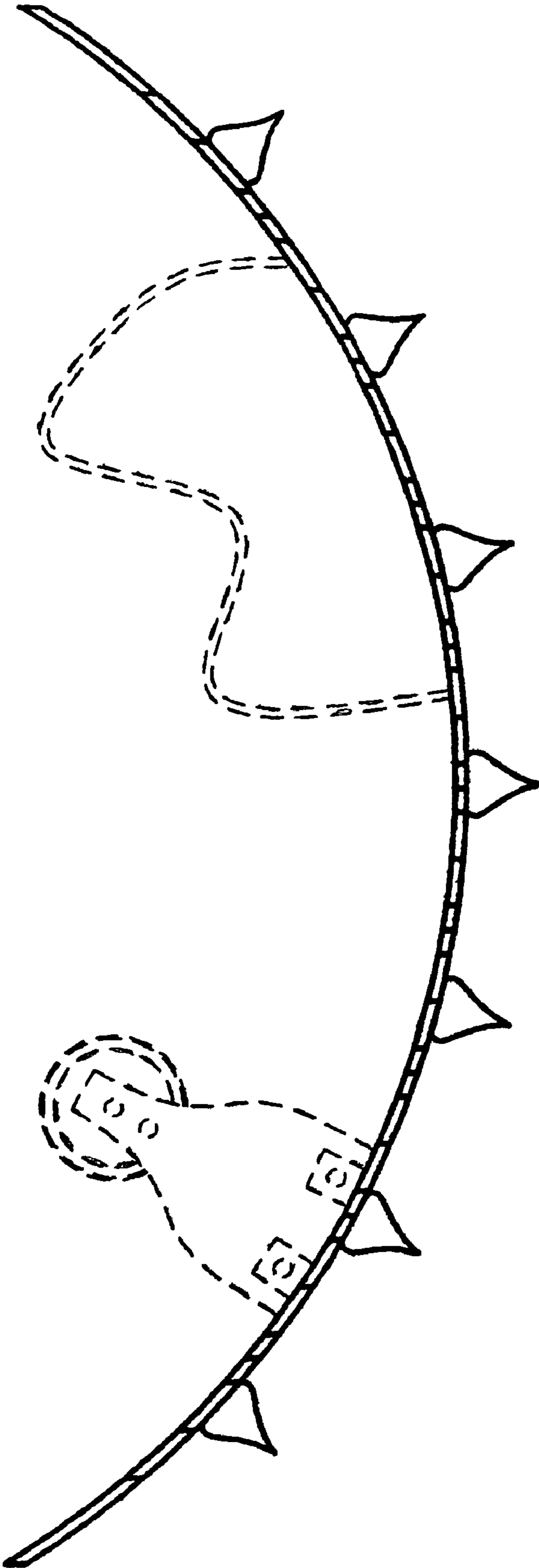


FIG. 1

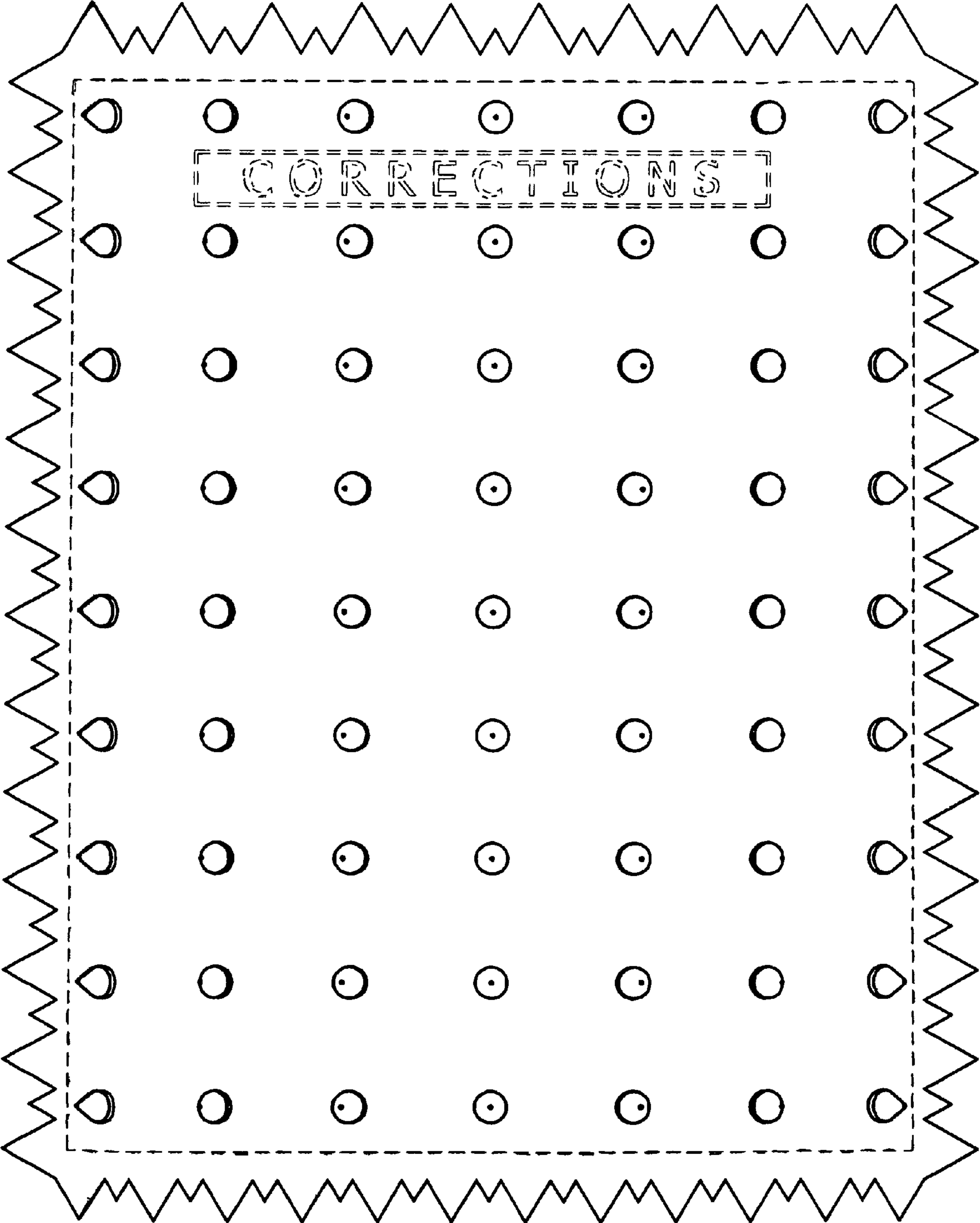


FIG. 2

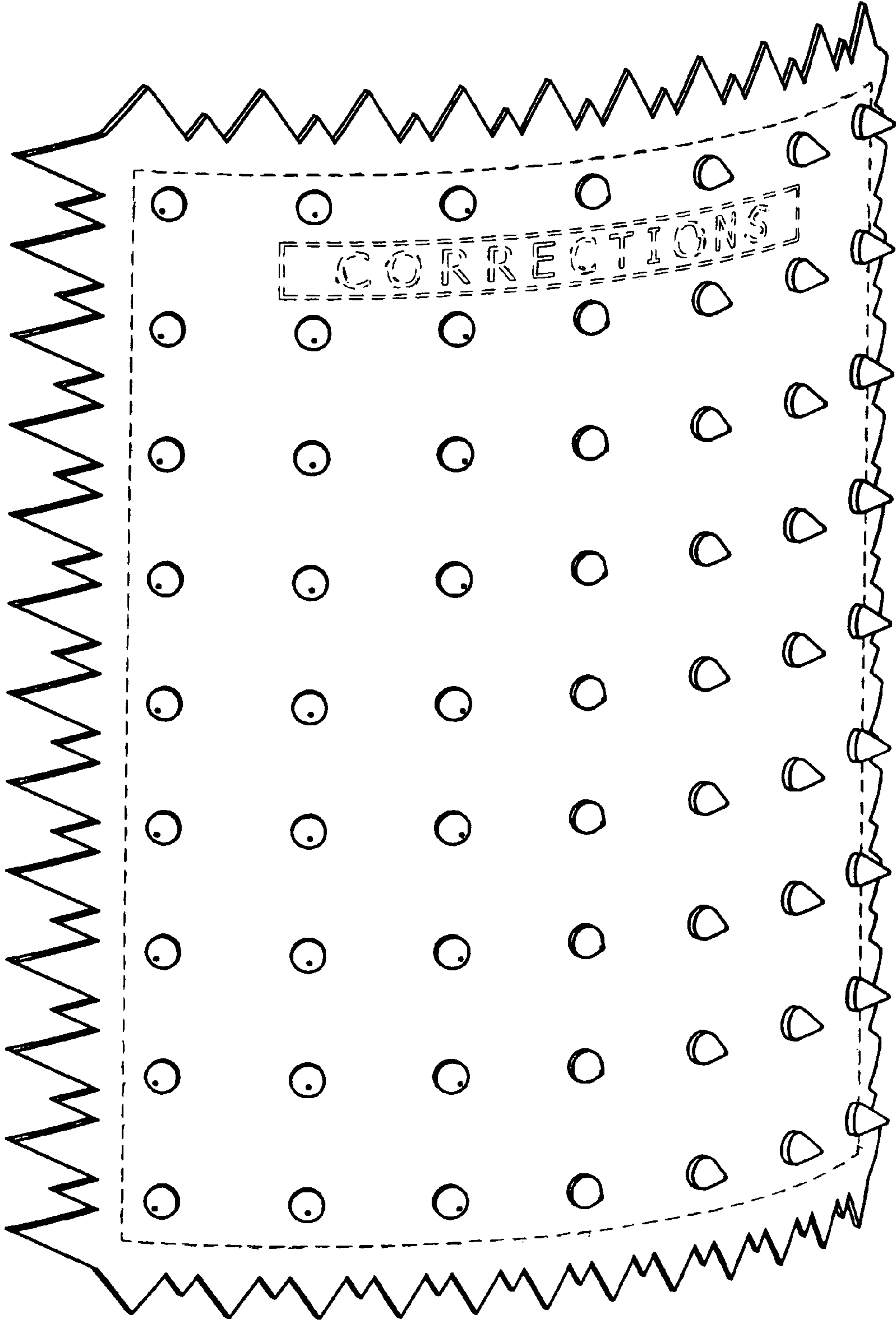


FIG. 3