



US00D613451S

(12) **United States Design Patent**  
**Welsh**

(10) **Patent No.:** **US D613,451 S**

(45) **Date of Patent:** **\*\* Apr. 6, 2010**

(54) **SKIN APPLIQUE**

(76) **Inventor:** **Michele Welsh**, 15 Glen Lyon Ct.,  
Phoenix, MD (US) 21131

(\*\*) **Term:** **14 Years**

(21) **Appl. No.:** **29/310,946**

(22) **Filed:** **Sep. 19, 2008**

(51) **LOC (9) Cl.** ..... **28-02**

(52) **U.S. Cl.** ..... **D28/4; D28/99; D5/63;**  
D20/22

(58) **Field of Classification Search** ..... D28/4,  
D28/7, 9, 99; 424/402; 40/1.6, 638, 299.01;  
283/74; 607/95; 427/208; D5/63; D19/1-2;  
132/319; D20/22, 40  
See application file for complete search history.

(56) **References Cited**

**U.S. PATENT DOCUMENTS**

5,470,351	A *	11/1995	Ross et al.	132/319
5,484,168	A *	1/1996	Chigot	283/67
D367,730	S *	3/1996	Chiavetta	D28/99
5,715,934	A *	2/1998	Tobol et al.	40/638
5,868,430	A *	2/1999	Kolosvary	283/74
D430,615	S *	9/2000	Stevens et al.	D20/22
D458,642	S *	6/2002	Jackson	D20/22
D480,754	S *	10/2003	Berger	D19/1
D483,405	S *	12/2003	Bratter et al.	D19/2
6,770,286	B1 *	8/2004	Berry	424/402
D519,239	S *	4/2006	Katagiri	D28/4
D532,458	S *	11/2006	Russell	D20/22
D542,852	S *	5/2007	Russell	D20/22
2005/0000133	A1 *	1/2005	Russell	40/630

2005/0193609	A1 *	9/2005	Schwartz	40/638
2005/0258635	A1 *	11/2005	Dominguez	283/74
2006/0010742	A1 *	1/2006	Steininger	40/638
2006/0266368	A1 *	11/2006	Heintz	128/846
2008/0258455	A1 *	10/2008	Solich	283/74
2009/0091120	A1 *	4/2009	Welsh	283/74

**OTHER PUBLICATIONS**

Tattoos With A Purpose (<http://www.tattooswithapurpose.com>).  
The Tottoo product at (<http://www.tottoo.org>).

\* cited by examiner

*Primary Examiner*—Jennifer Rivard

(74) *Attorney, Agent, or Firm*—Ober / Kaler; Royal W. Craig

(57) **CLAIM**

The ornamental design for the skin applique, as shown and described.

**DESCRIPTION**

FIG. 1 is a perspective view of a skin applique according to my new design.

FIG. 2 is a front view of the skin applique as in FIG. 1.

FIG. 3 is a back view of the skin applique as in FIGS. 1-2.


FIG. 4 is a right-side view of the skin applique as in FIGS. 1-3; and,

FIG. 5 is a left-side view of the skin applique as in FIGS. 1-4.

The design of the present invention and as shown in FIGS. 1-5 is an ornamental skin applique.

The broken lines shown in the drawings illustrate portions of the article and form no part of the claimed design.

**1 Claim, 2 Drawing Sheets**



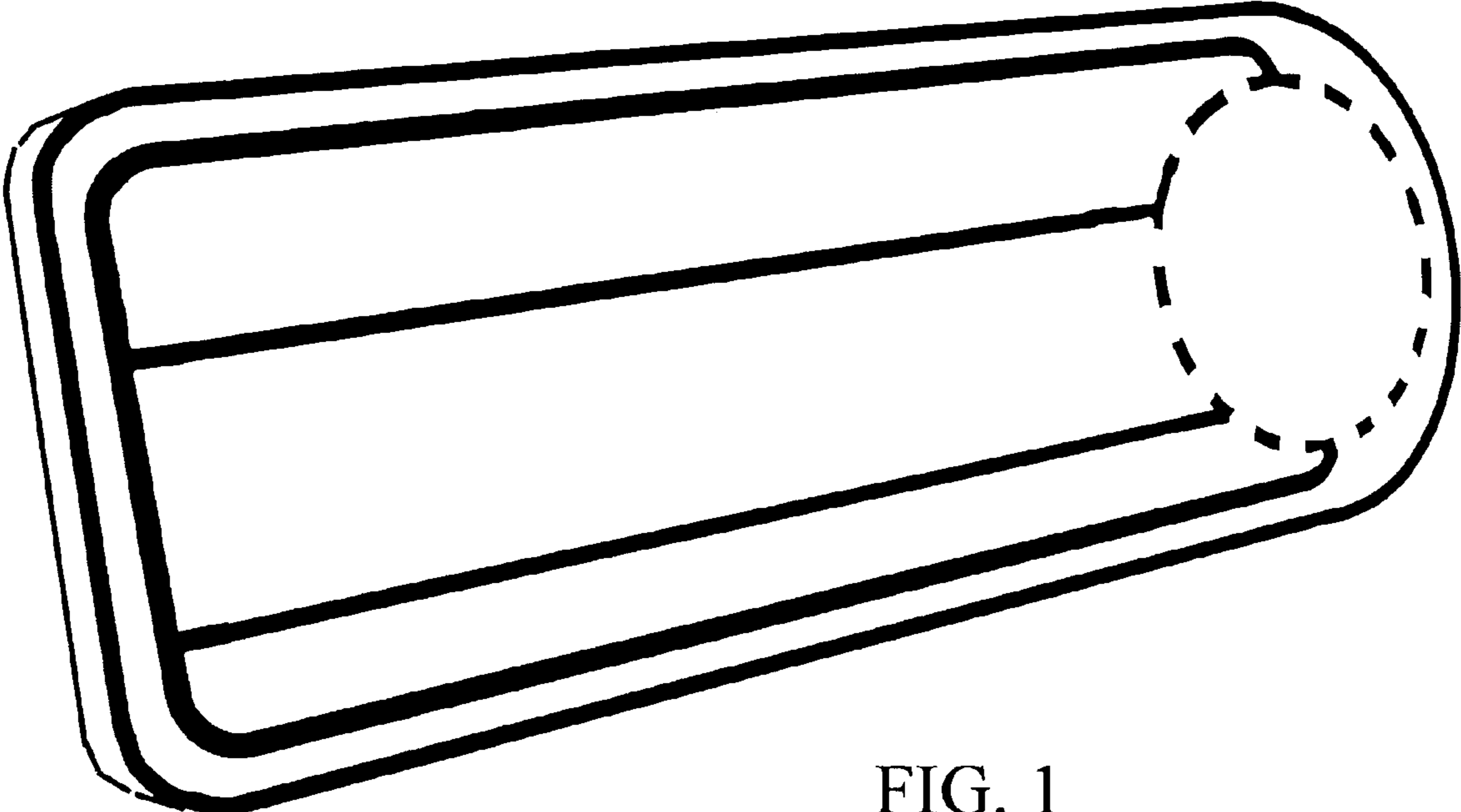


FIG. 1




FIG. 2




FIG. 3



FIG. 4



FIG. 5