



US00D613437S

(12) **United States Design Patent**  
**Chan**

(10) **Patent No.:** **US D613,437 S**  
(45) **Date of Patent:** **\*\* Apr. 6, 2010**

(54) **ILLUMINATING MAGNIFIER**

D553,273 S \* 10/2007 Jim ..... D26/37  
D567,414 S \* 4/2008 Schnell ..... D26/37

(75) Inventor: **Wai Hong Chan**, New Territories (HK)

\* cited by examiner

(73) Assignee: **Sunrich Manufactory Ltd.**, Tuen Mun,  
New Territories (HK)

*Primary Examiner*—Ian Simmons  
*Assistant Examiner*—Carissa C Fitts

(\*\*) Term: **14 Years**

(74) *Attorney, Agent, or Firm*—Lackenbach Siegel, LLP;  
Andrew F. Young

(21) Appl. No.: **29/318,149**

(57) **CLAIM**

(22) Filed: **May 14, 2008**

The ornamental design for an illuminating magnifier, as shown and described.

(51) **LOC (9) Cl.** ..... **26-02**

(52) **U.S. Cl.** ..... **D26/38; D26/51**

(58) **Field of Classification Search** ..... D26/38,  
D26/37, 46, 51; 362/157, 158, 183, 195,  
362/196, 200–208; D16/135

**DESCRIPTION**

See application file for complete search history.

FIG. 1 is a top plan view of an illuminating Magnifier, showing my new design;

(56) **References Cited**

FIG. 2 is a front view of thereof;

**U.S. PATENT DOCUMENTS**

FIG. 3 is a left side view thereof;

D196,452 S *	10/1963	Burlin	.....	D16/135
3,409,343 A *	11/1968	Walter	.....	359/431
D394,272 S *	5/1998	Hon	.....	D16/135
D433,170 S *	10/2000	Chan	.....	D26/38
D439,688 S *	3/2001	Suzuki	.....	D26/37
D477,432 S *	7/2003	Parsons	.....	D26/37
D489,384 S *	5/2004	Chan	.....	D16/135

FIG. 4 is a right side view thereof;

FIG. 5 is a rear view thereof; and,

FIG. 6 is a bottom view thereof.

The two dashed line regions shown in FIG. 6 are for illustration purposes only and form no part of the claimed design.

**1 Claim, 3 Drawing Sheets**




FIG. 1

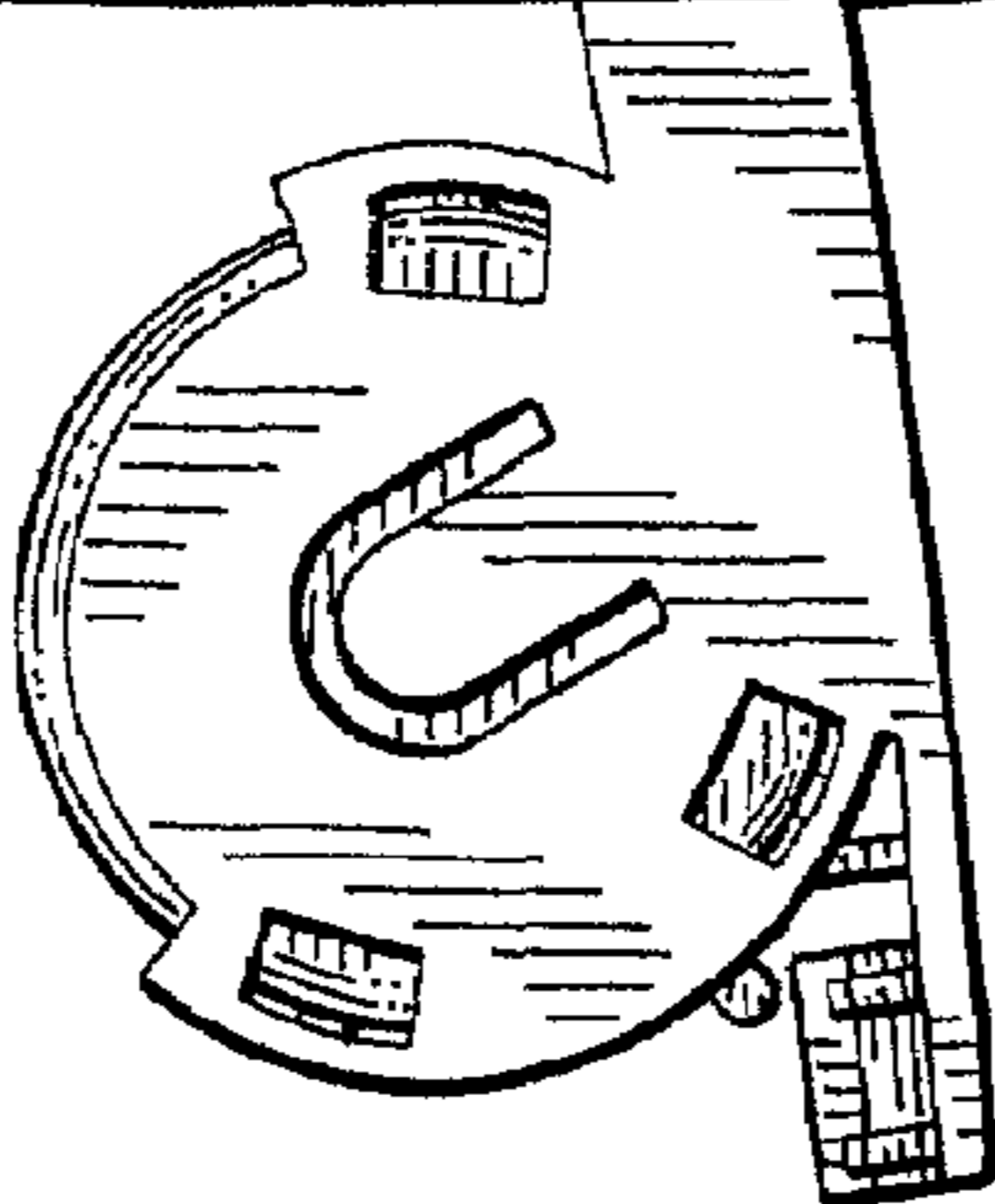
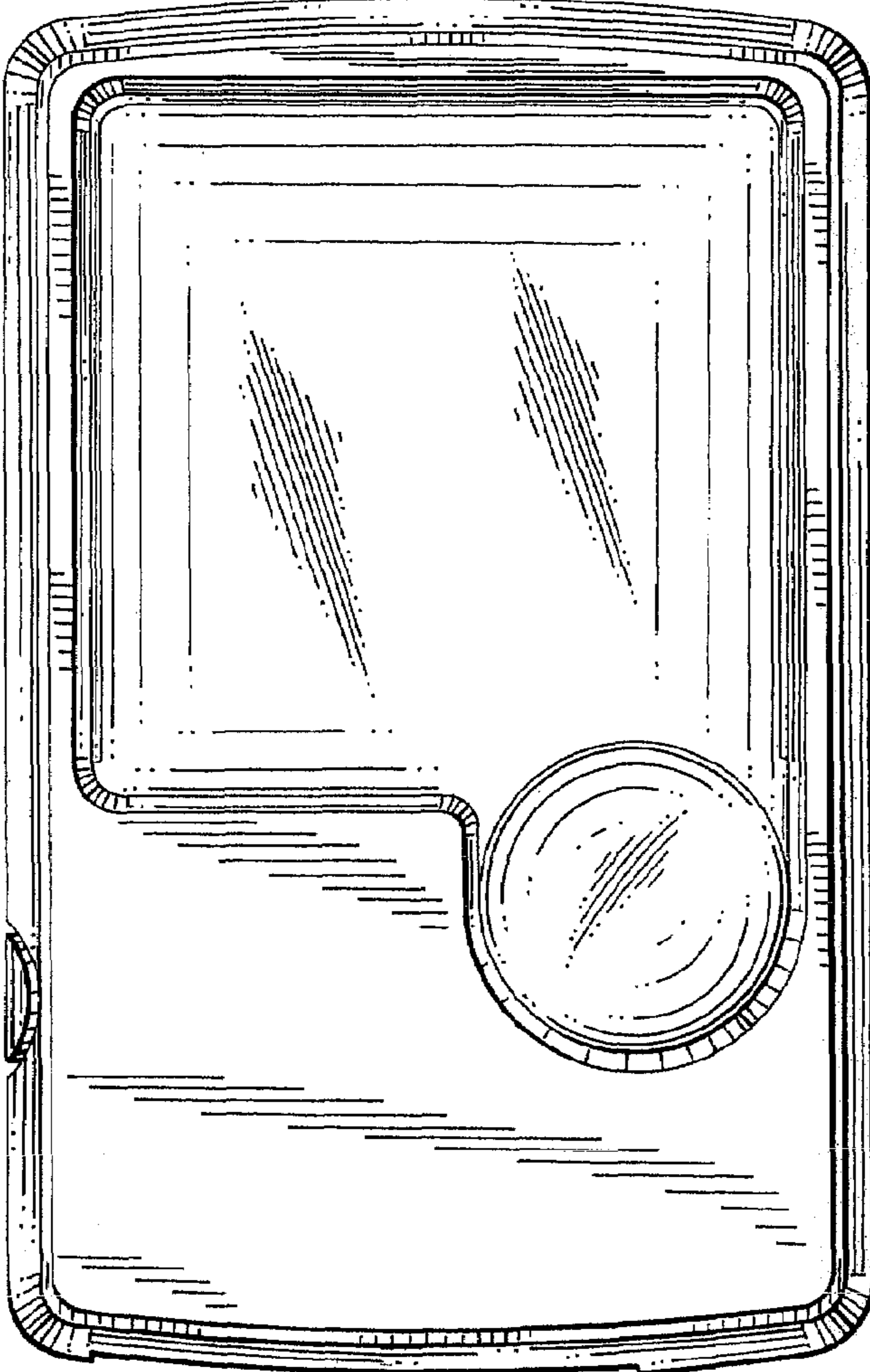



FIG. 2

FIG. 3

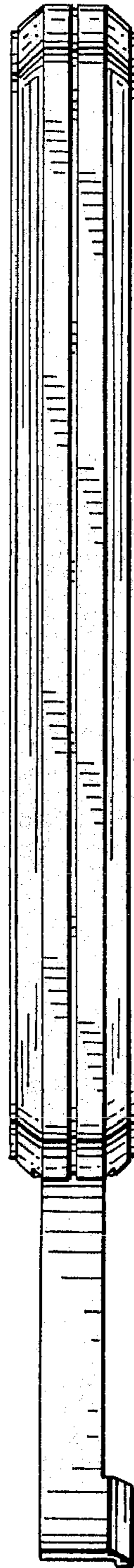
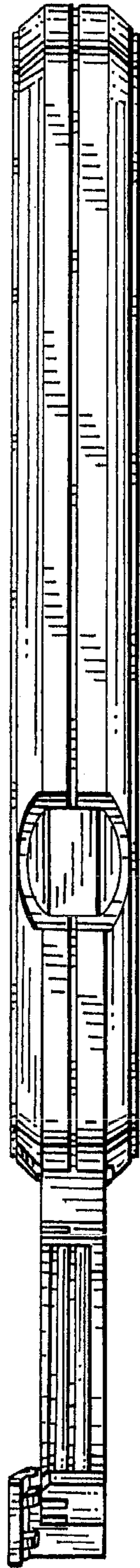


FIG. 4

FIG. 5

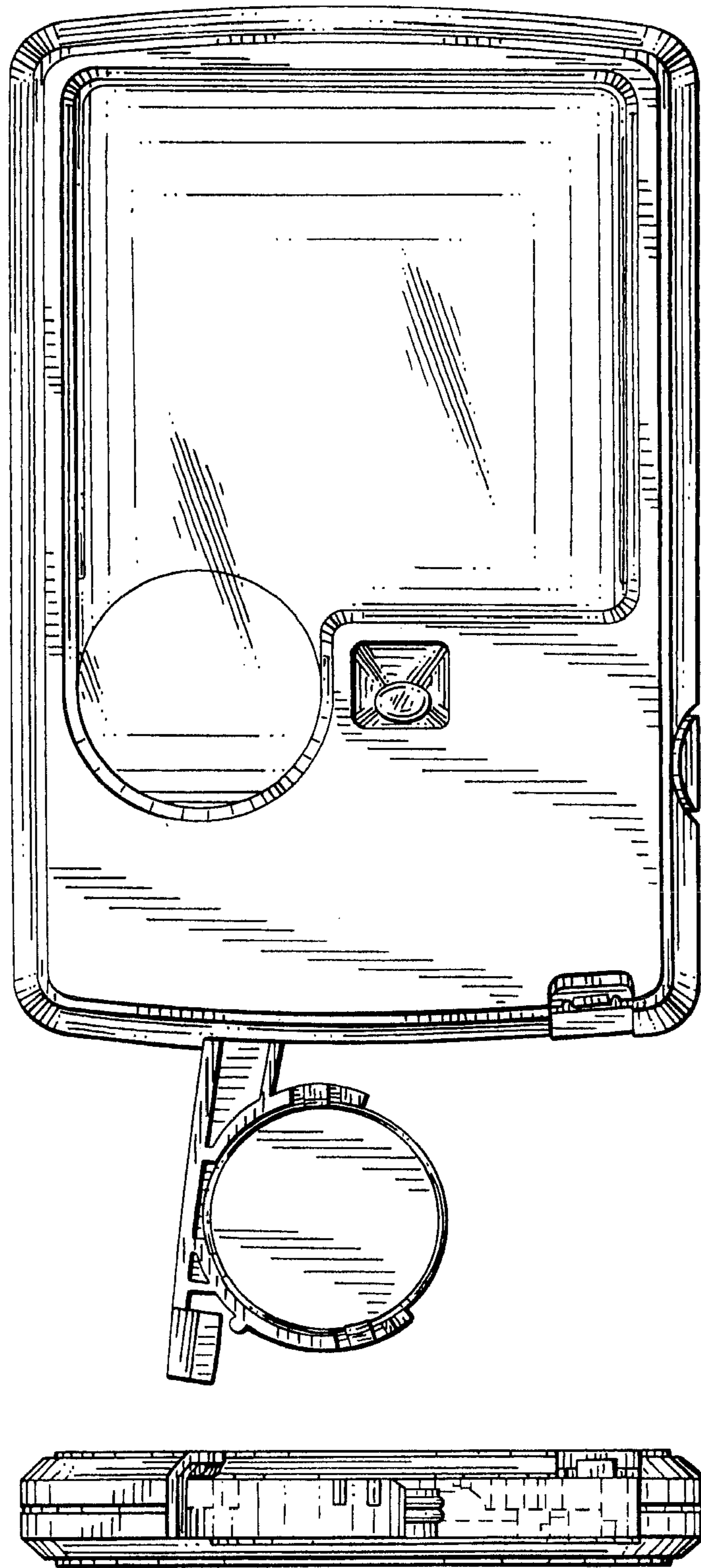


FIG. 6