



US00D613436S

(12) **United States Design Patent**
Yamaguchi

(10) **Patent No.:** **US D613,436 S**
(45) **Date of Patent:** **** Apr. 6, 2010**

(54) **FRONT COMBINATION LAMP FOR AN AUTOMOBILE**

(75) Inventor: **Hisato Yamaguchi**, Susono (JP)

(73) Assignee: **Toyota Jidosha Kabushiki Kaisha** (JP)

(**) Term: **14 Years**

(21) Appl. No.: **29/346,205**

(22) Filed: **Oct. 28, 2009**

(51) **LOC (9) Cl.** **26-04**

(52) **U.S. Cl.** **D26/28**

(58) **Field of Classification Search** D26/28-36;
362/459-468, 475-478, 485-487

See application file for complete search history.

(56) **References Cited**

U.S. PATENT DOCUMENTS

D549,858 S *	8/2007	Pfeiffer	D26/28
D550,380 S *	9/2007	Lin	D26/28
D561,359 S *	2/2008	Hsu	D26/28
D569,533 S *	5/2008	Hsu	D26/28
D570,007 S *	5/2008	Hsu	D26/28
D570,014 S *	5/2008	Hsu	D26/28

OTHER PUBLICATIONS

Photograph of Scion xB, shown on the website <http://www.netcarshow.com/scion/2008-xb/800X600/wallpaper39.htm> by

NetCarShow.com, uploaded date unknown but release on Oct. 13, 2006.

Photography of Mazda 6 Sedan, shown on the website <http://www.netcarshow.com/mazda/2008-6-sedan/800x600/wallpaper45.htm> by NetCarShow.com, uploaded date unknown but release in 2008.

* cited by examiner

Primary Examiner—Marcus A Jackson

(74) *Attorney, Agent, or Firm*—Saidman DesignLaw Group

(57) **CLAIM**

The ornamental design for a front combination lamp for an automobile, as shown.

DESCRIPTION

FIG. 1 is a front perspective view of a front combination lamp for an automobile showing my new design;

FIG. 2 is a front view thereof;

FIG. 3 is a rear view thereof;


FIG. 4 is a top plan view thereof;

FIG. 5 is a bottom plan view thereof;

FIG. 6 is a left side view thereof; and,

FIG. 7 is a right side view thereof.

1 Claim, 3 Drawing Sheets






FIG. 1




FIG. 2




FIG. 3




FIG. 4




FIG. 5




FIG. 6




FIG. 7