



US00D613428S

(12) **United States Design Patent**  
**Truss et al.**

(10) **Patent No.:** **US D613,428 S**  
(45) **Date of Patent:** **\*\* Apr. 6, 2010**

- (54) **ROOF TILE** 5,392,584 A 2/1995 Perez-Wilson
- (75) Inventors: **Andrew Truss**, Crawley (GB); **Cassian Barber**, Southwater (GB) 5,471,807 A 12/1995 Vasquez
- (73) Assignees: **Monier, Inc.**, Irvine, CA (US); **Boral Lifetile, Inc.**, Roswell, GA (US) D402,064 S 12/1998 Hahn
- (\*\*) Term: **14 Years** 5,941,039 A 8/1999 Law
- 5,941,039 A 8/1999 Law D446,871 S 8/2001 Thomas
- 5,941,039 A 8/1999 Law D458,392 S 6/2002 O'Hagin et al.
- 5,941,039 A 8/1999 Law D467,671 S 12/2002 Suzuki

(21) Appl. No.: **29/334,524**

(22) Filed: **Mar. 27, 2009**

- (51) **LOC (9) Cl.** ..... **25-01**
- (52) **U.S. Cl.** ..... **D25/140**
- (58) **Field of Classification Search** ..... D25/138,  
D25/139, 140, 141, 142, 144, 150, 163; 52/588.1,  
52/582.1, 583.1, 554, 520-518, 555, 556,  
52/537, 542, 541, 560, 549, 100  
See application file for complete search history.

(56) **References Cited**

**U.S. PATENT DOCUMENTS**

345,942 A	7/1886	Aldrich	
438,321 A	10/1890	Lindemann	
478,171 A	7/1892	Rapp	
522,879 A *	7/1894	Cohen	52/519
565,356 A	8/1896	Jones	
D52,538 S *	10/1918	Lords	D5/20
1,570,504 A	1/1926	Lane	
1,975,304 A	10/1934	Walter	
3,349,534 A	10/1967	Wotherspoon	
4,040,211 A	8/1977	Wotherspoon	
4,096,671 A	6/1978	Aarons	
D256,277 S	8/1980	Warden	
4,226,070 A	10/1980	Aragon	
4,314,433 A	2/1982	Hulcombe	
4,498,267 A	2/1985	Beck	
D282,288 S	1/1986	Bates	
4,783,944 A	11/1988	Mendez	
5,048,255 A	9/1991	Gonzales	
5,077,952 A	1/1992	Moore	
5,108,679 A	4/1992	Rirsch et al.	
5,326,318 A	7/1994	Rotter	

(Continued)

*Primary Examiner*—Ian Simmons  
*Assistant Examiner*—Mark A Goodwin  
(74) *Attorney, Agent, or Firm*—Alston & Bird, LLP

(57) **CLAIM**

The ornamental design for a roof tile, as shown and described.

**DESCRIPTION**

FIG. 1 is a top perspective view of a roof tile showing our new design;

FIG. 2 is an elevational view of the nose end of the roof tile shown in FIG. 1;

FIG. 3 is an elevational view of the head end of the roof tile shown in FIG. 1;

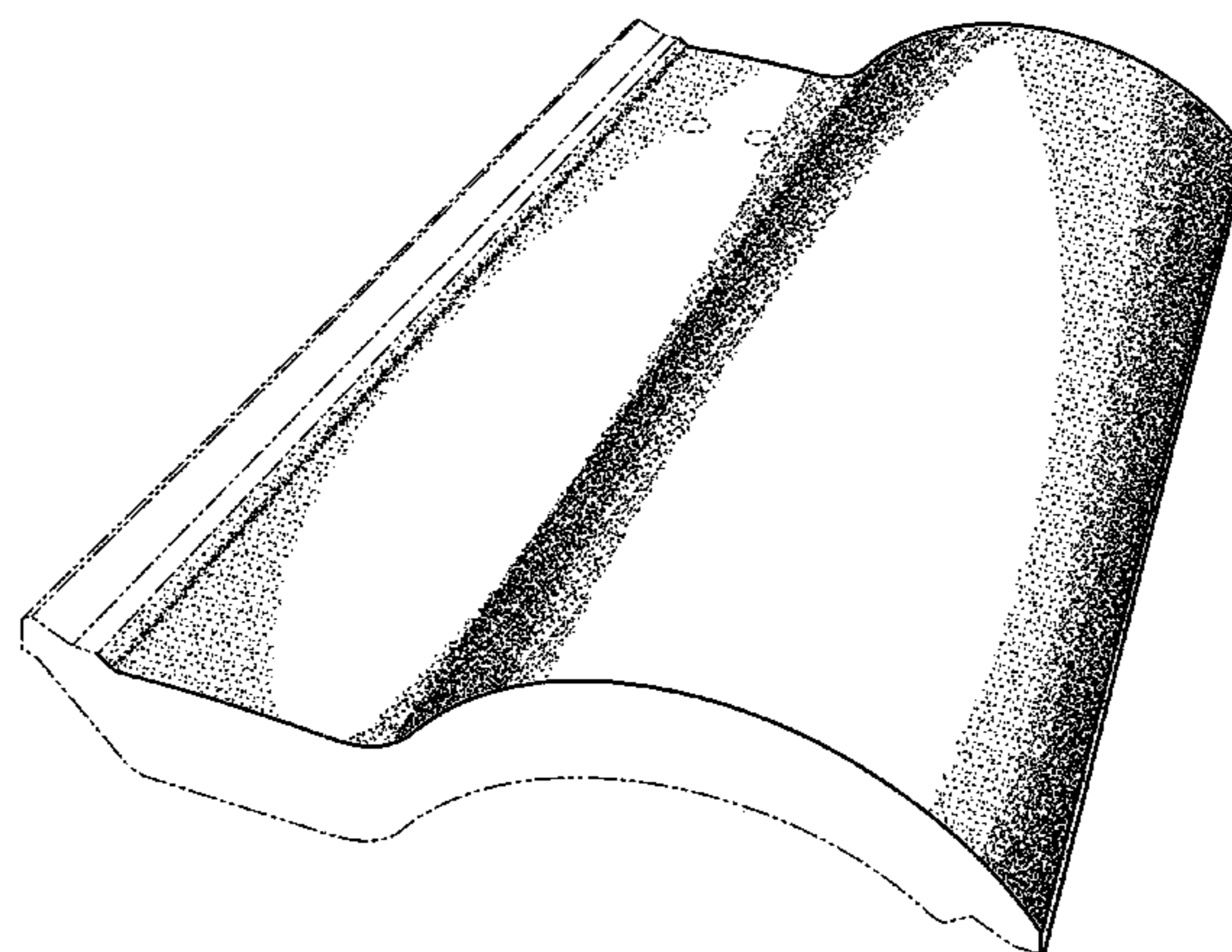
FIG. 4 is an elevational view of the left side of the roof tile shown in FIG. 1;

FIG. 5 is an elevational view of the right side of the roof tile shown in FIG. 1;

FIG. 6 is a top plan view of the roof tile shown in FIG. 1; and, FIG. 7 is a bottom plan view of the roof tile shown in FIG. 1.

The broken lines shown herein are for illustrative purposes only and form no part of the claimed design.

**1 Claim, 5 Drawing Sheets**



# US D613,428 S

Page 2

---

## U.S. PATENT DOCUMENTS

6,579,171	B2	6/2003	Lawless, III et al.	D562,993	S	*	2/2008	Shepherd et al. ....	D25/141
D503,790	S	4/2005	Dodge et al.	D567,966	S	*	4/2008	Simmons .....	D25/140
D519,219	S	4/2006	Dodge et al.	D574,973	S	*	8/2008	Simmons .....	D25/140
D542,942	S	5/2007	Wilkinson	D602,611	S	*	10/2009	Truss et al. ....	D25/140
7,320,774	B2	1/2008	Simmons et al.	D603,070	S	*	10/2009	Day .....	D25/140

\* cited by examiner

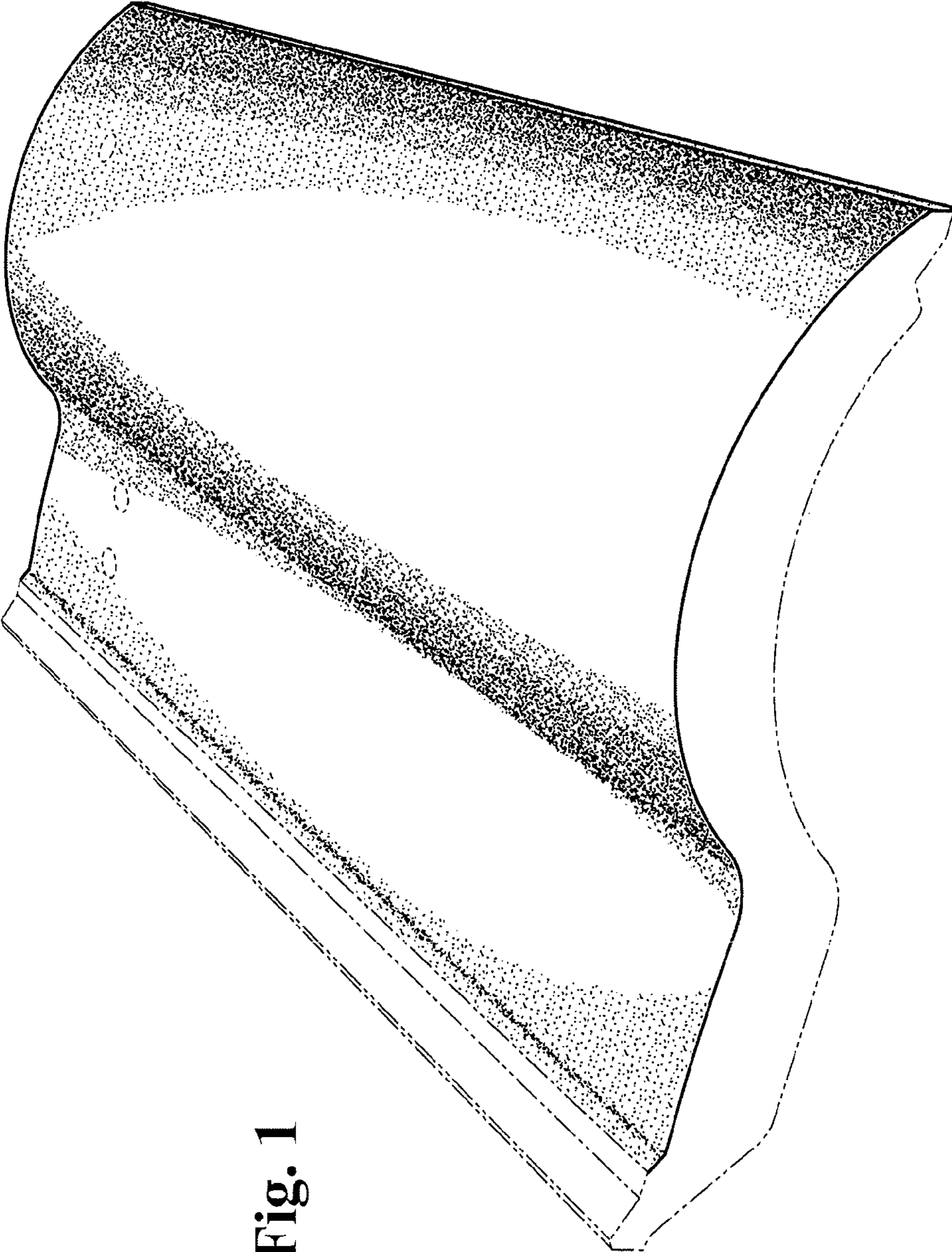


Fig. 1




Fig. 2


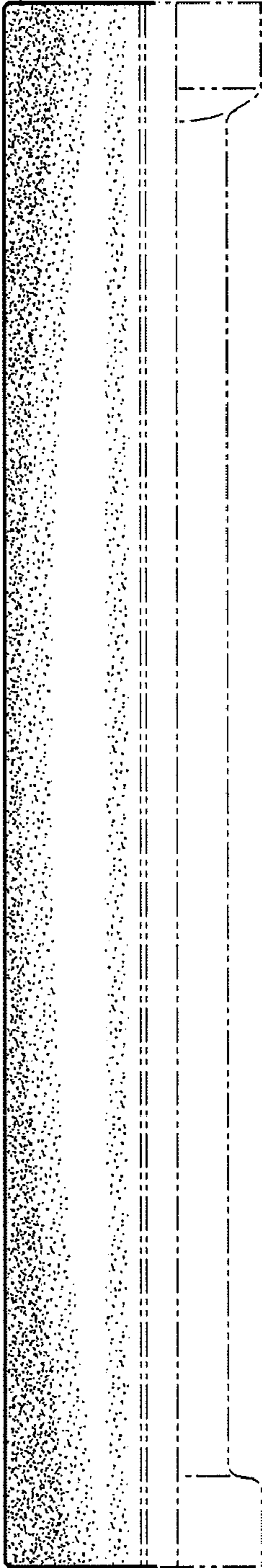



Fig. 3



**Fig. 4**



**Fig. 5**




Fig. 6

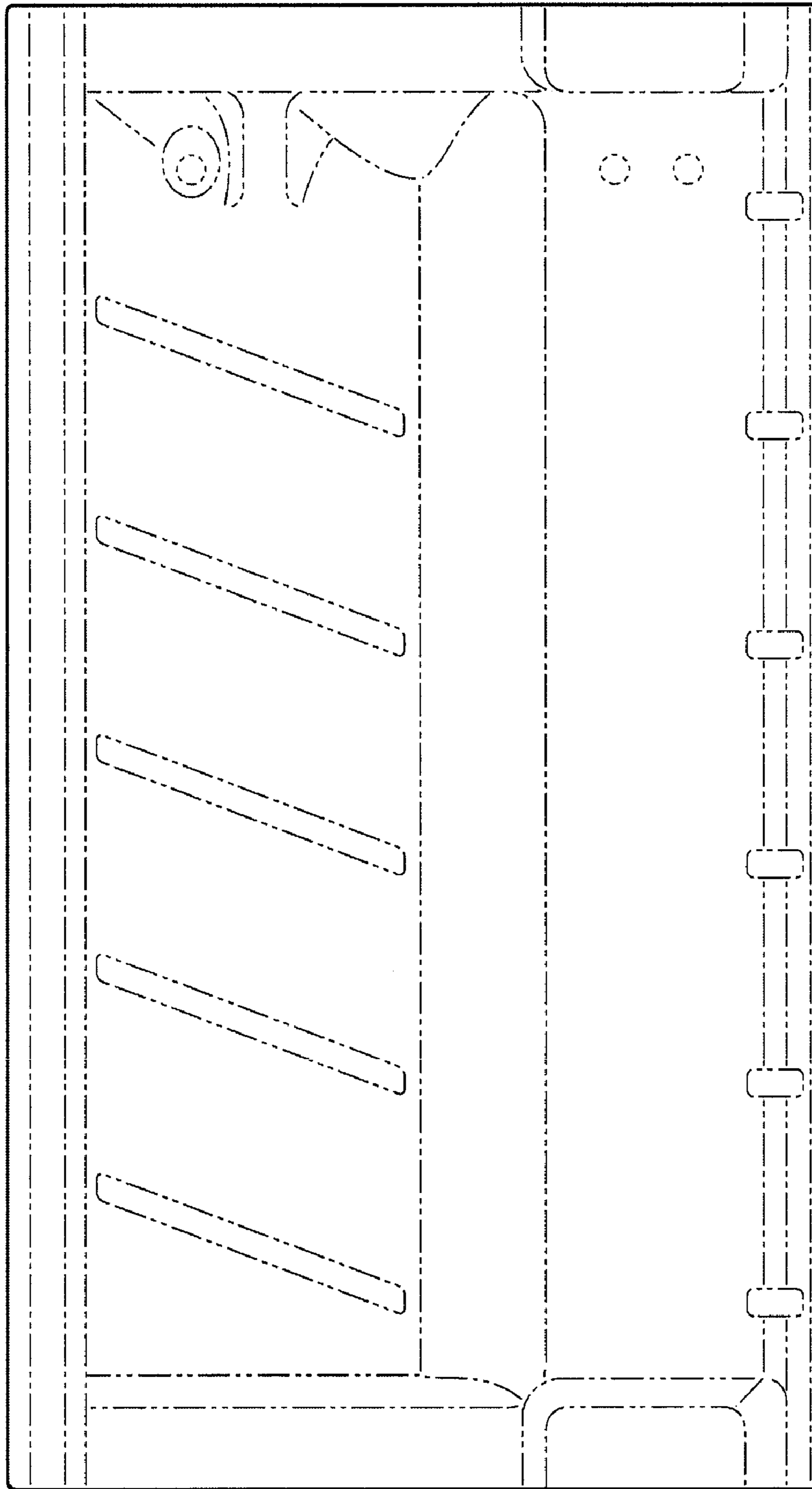


Fig. 7