



US00D613417S

(12) **United States Design Patent**
Imboden et al.

(10) **Patent No.:** **US D613,417 S**
(45) **Date of Patent:** **** Apr. 6, 2010**

(54) **VIBRATING MASSAGER**

(75) Inventors: **Ethan Frederic Imboden**, San Francisco, CA (US); **Roland Jeffrey Wyatt**, Bozeman, MT (US)

(73) Assignee: **Jimmyjane, Inc.**, San Francisco, CA (US)

(**) Term: **14 Years**

(21) Appl. No.: **29/321,083**

(22) Filed: **Jul. 10, 2008**

Related U.S. Application Data

(63) Continuation-in-part of application No. 29/244,443, filed on Dec. 9, 2005, now Pat. No. Des. 574,504.

(51) **LOC (9) Cl.** **28-03**

(52) **U.S. Cl.** **D24/215**

(58) **Field of Classification Search** D24/214, D24/215, 211; 601/15, 17, 18, 21, 47, 87, 601/84, 80, 70, 67, 74, 122, 85, 118, 119, 601/123, 125, 126, 130, 131, 134, 136, 137
See application file for complete search history.

(56) **References Cited**

U.S. PATENT DOCUMENTS

D366,703 S * 1/1996 Huen D24/214
D414,582 S * 9/1999 Hwang D28/9
6,312,397 B1 * 11/2001 Gebhard 601/15
D475,793 S * 6/2003 Tinsley D24/214

D509,301 S * 9/2005 Talbot et al. D24/215
D510,628 S * 10/2005 Talbot et al. D24/215
D549,350 S * 8/2007 Wu D24/215
2007/0179412 A1 * 8/2007 Imboden et al. 601/72

* cited by examiner

Primary Examiner—Cathron C Brooks

Assistant Examiner—Melanie Levy

(74) *Attorney, Agent, or Firm*—Winston & Strawn LLP

(57) **CLAIM**

The ornamental design for a vibrating massager, as shown and described.

DESCRIPTION

FIG. 1 is a front perspective view of a vibrating massager according to our new design;

FIG. 2 is a front view of the vibrating massager of FIG. 1;

FIG. 3 is a rear view of the vibrating massager of FIG. 1;

FIG. 4 is a side view of the vibrating massager of FIG. 1, to which an opposite side view is substantially identical;

FIG. 5 is a top view of the vibrating massager of FIG. 1;

FIG. 6 is a bottom view of the vibrating massager of FIG. 1; and,

FIG. 7 is a rear perspective view of the vibrating massager of FIG. 1.

Elements shown in broken lines show environmental structures of the vibrating massager and form no part of our design.

1 Claim, 2 Drawing Sheets

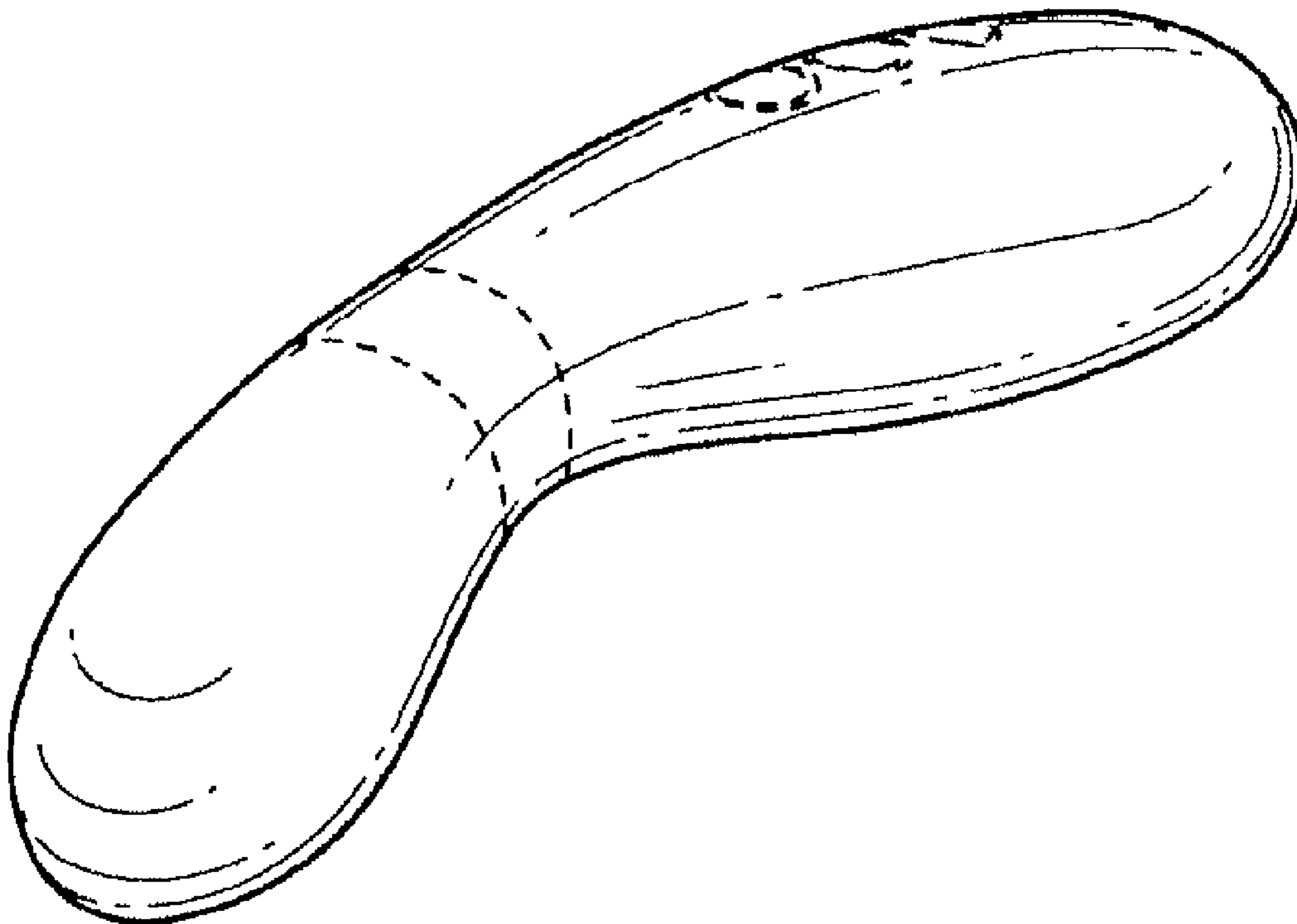


Fig. 1

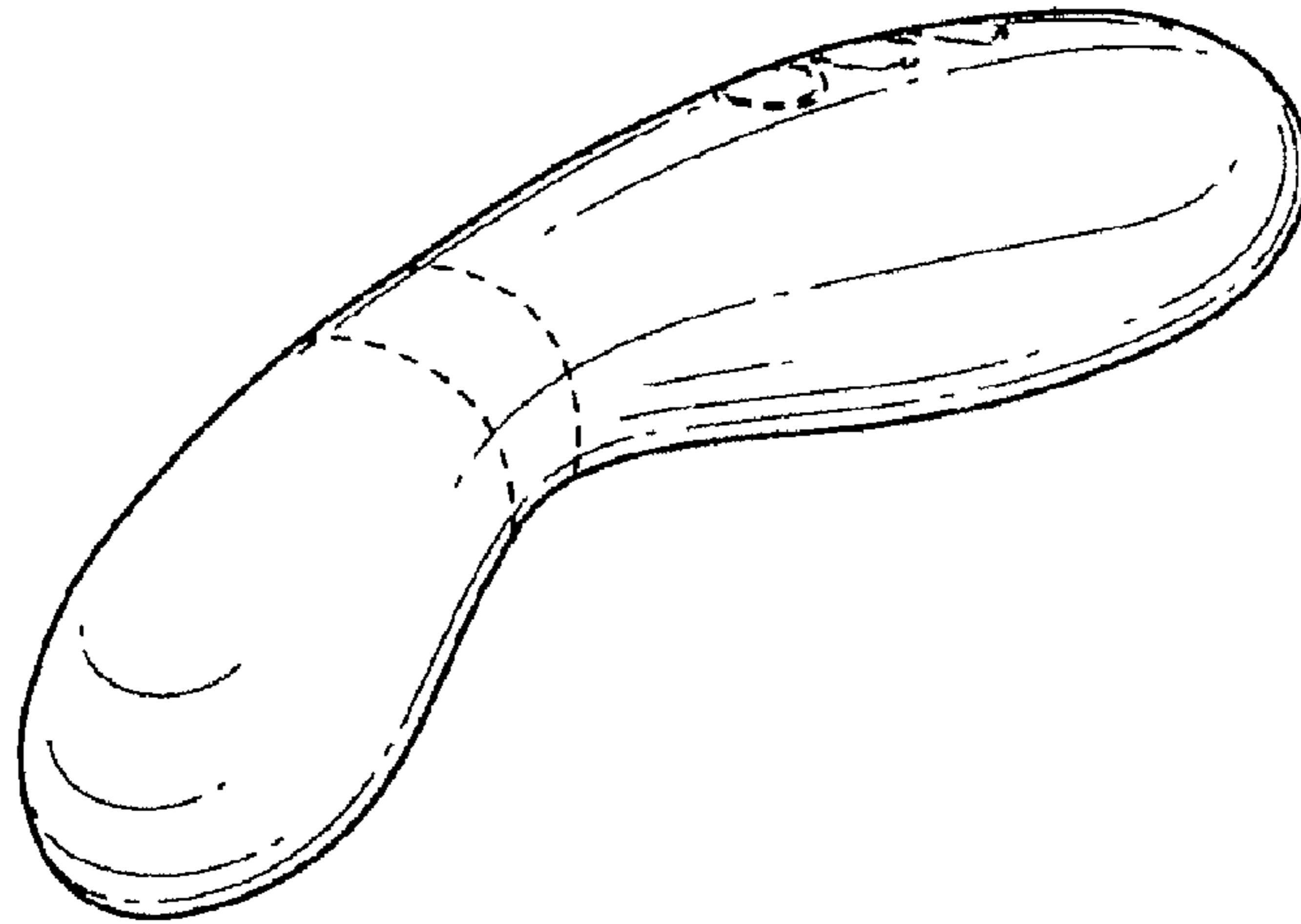


Fig. 2

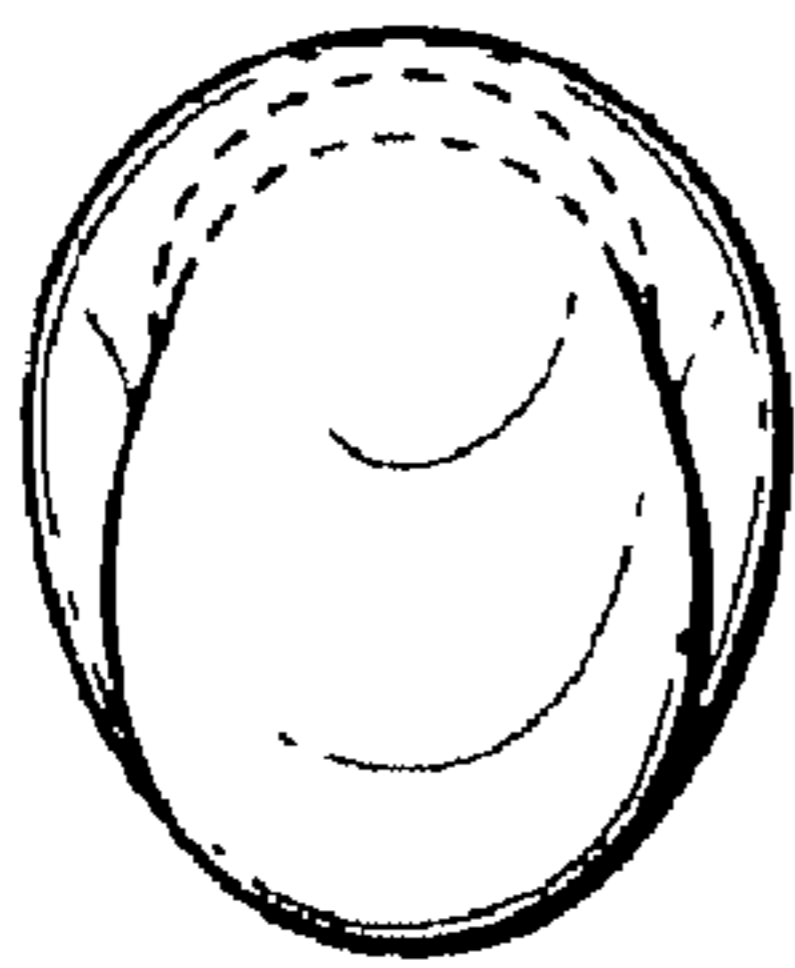


Fig. 3

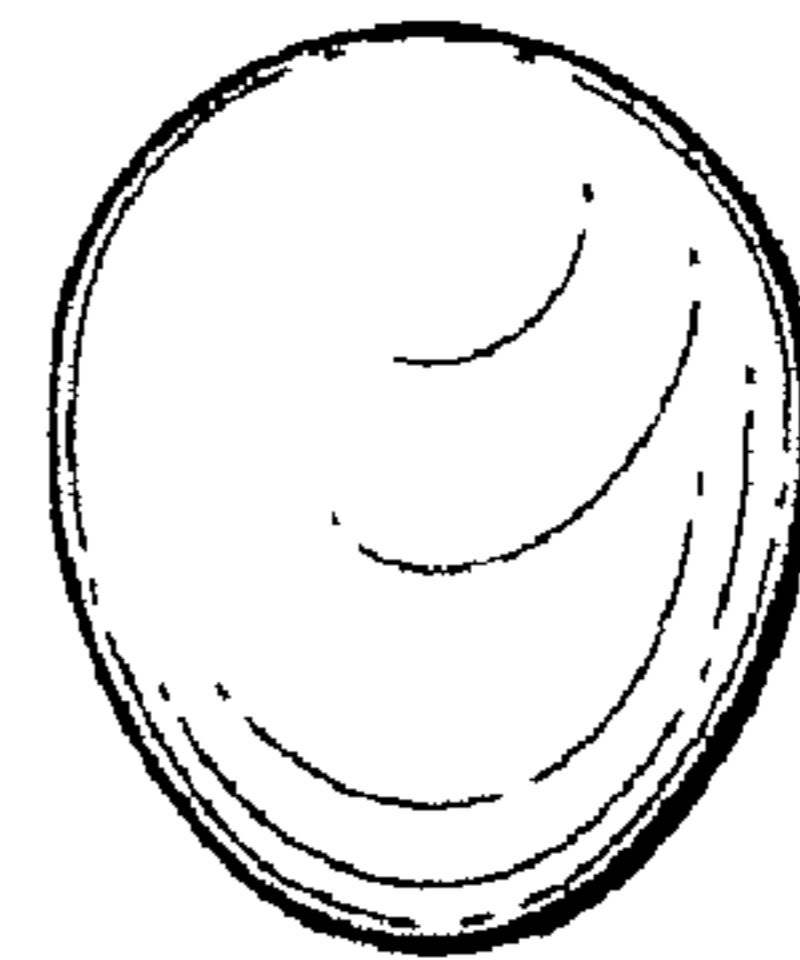


Fig. 4



Fig. 5

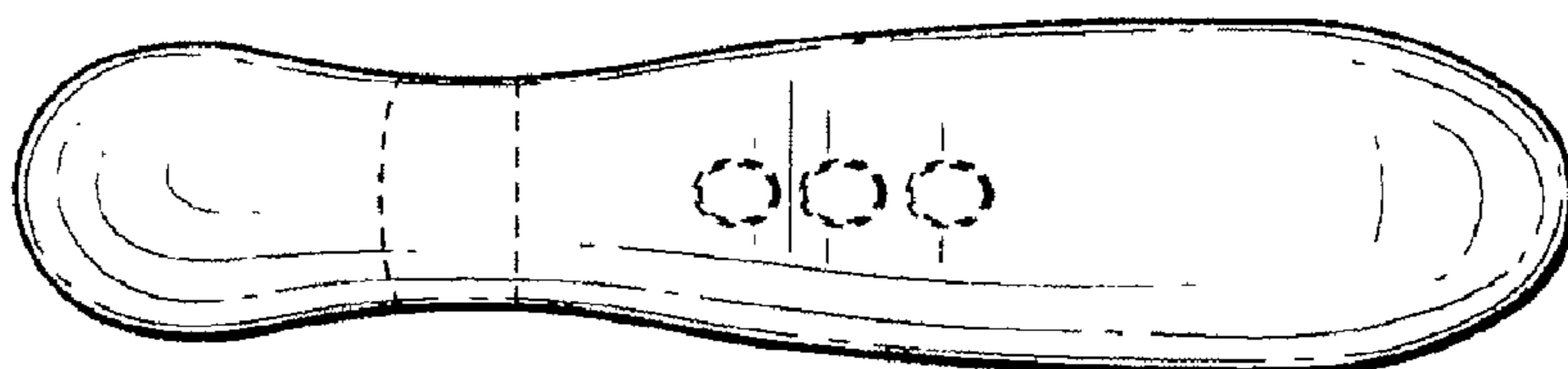


Fig. 6

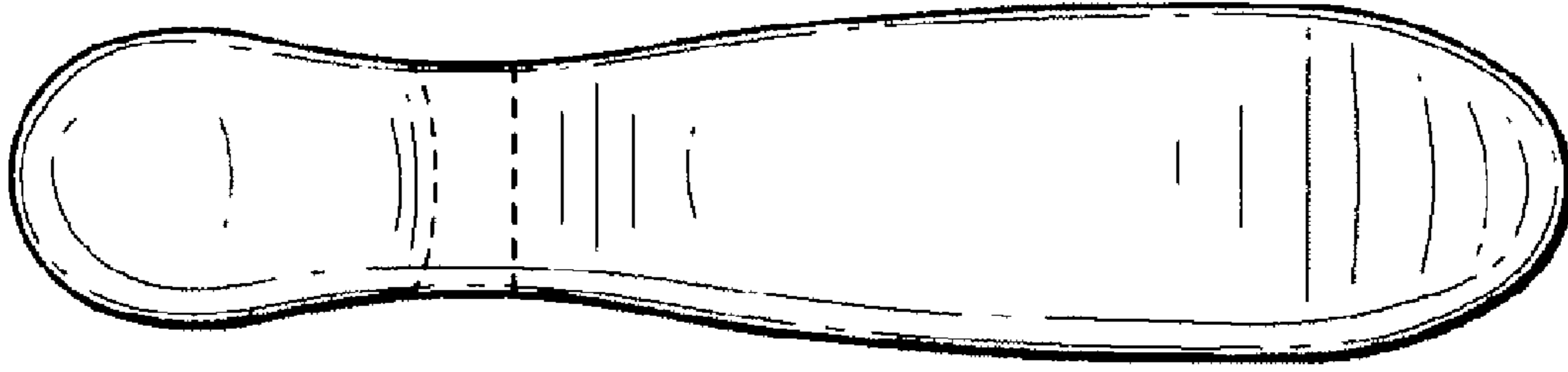


Fig. 7

