



US00D613413S

(12) **United States Design Patent**
Gonopolskiy et al.

(10) **Patent No.:** **US D613,413 S**

(45) **Date of Patent:** **** Apr. 6, 2010**

(54) **INFANT SENSOR**

D568,479 S * 5/2008 Mao et al. D24/168

(75) Inventors: **Oleg Gonopolskiy**, West Bloomfield, MI (US); **Melissa Muto**, Royal Oak, MI (US); **Matthew Stimpson**, Macomb, MI (US); **Richard Morbito**, Grosse Ile, MI (US)

(Continued)

Primary Examiner—T. Chase Nelson
Assistant Examiner—Mark Cavanna
(74) *Attorney, Agent, or Firm*—Rader, Fishman & Grauer PLLC

(73) Assignee: **Somanetics Corporation**, Troy, MI (US)

(**) Term: **14 Years**

(57) **CLAIM**

(21) Appl. No.: **29/342,302**

The ornamental design for an infant sensor, as shown and described.

(22) Filed: **Aug. 21, 2009**

DESCRIPTION

(51) **LOC (9) Cl.** **24-01**

(52) **U.S. Cl.** **D24/187**

(58) **Field of Classification Search** D24/168,
D24/186–187, 200, 232; D13/182; 600/372–384,
600/391; 607/62, 109, 121, 129, 139; 427/2.12
See application file for complete search history.

FIG. 1 illustrates a bottom view of a first embodiment of an infant sensor;

FIG. 2 illustrates a top view of the first embodiment of the infant sensor;

FIG. 3 illustrates a side view of the first embodiment of the infant sensor;

FIG. 4 illustrates a front view of the first embodiment of the infant sensor;

FIG. 5 illustrates a back view of the first embodiment of the infant sensor;

FIG. 6 illustrates a bottom view of a second embodiment of the infant sensor;

FIG. 7 illustrates a top view of the second embodiment of the infant sensor;

FIG. 8 illustrates a side view of the second embodiment of the infant sensor;

FIG. 9 illustrates a front view of the second embodiment of the infant sensor; and,

FIG. 10 illustrates a back view of the second embodiment of the infant sensor.

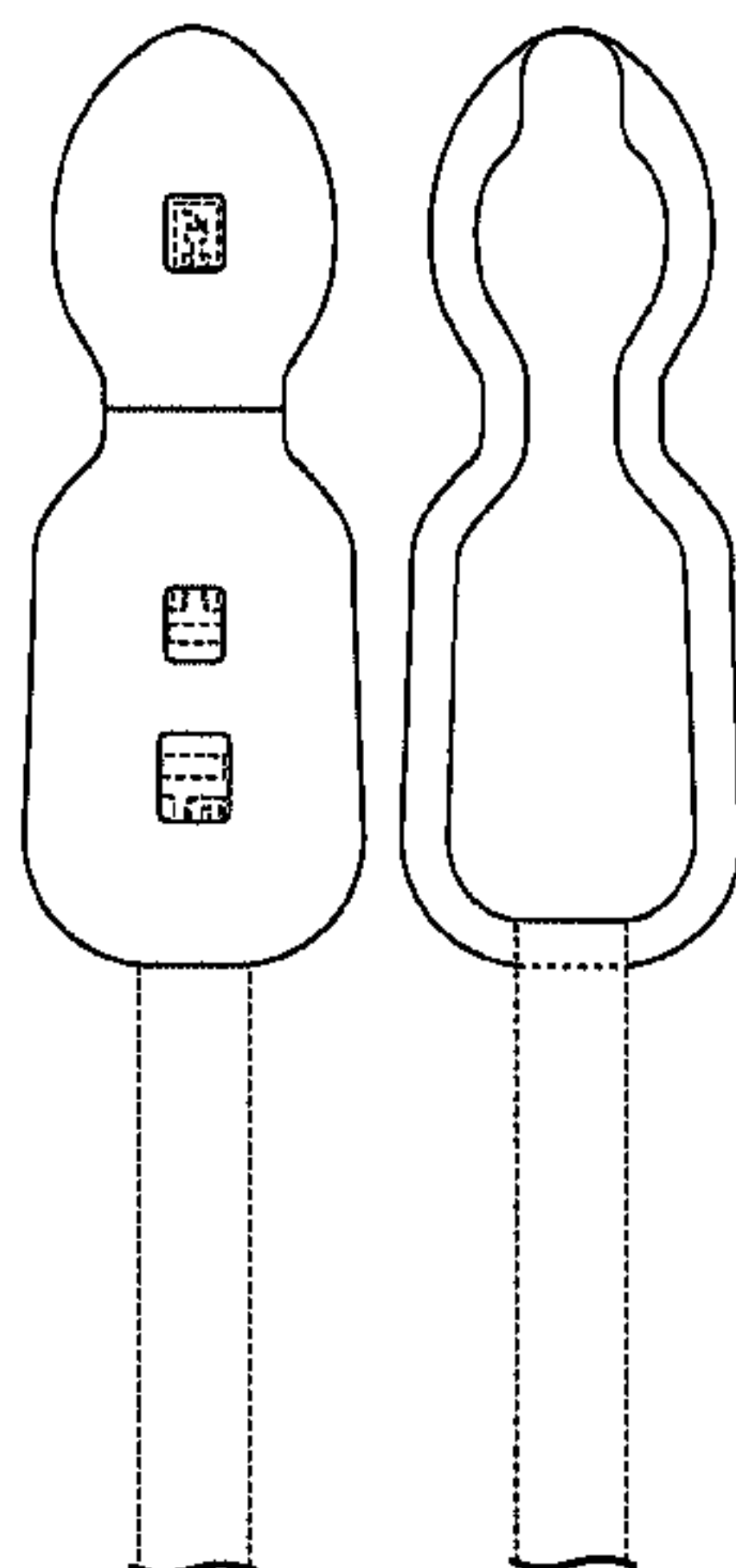
The broken lines are included for the purpose of illustrating portions of the infant sensor that form no part of the claimed design.

(56) **References Cited**

U.S. PATENT DOCUMENTS

D232,590 S *	8/1974	Testa	D24/168
D243,476 S *	2/1977	Avery	D24/187
D272,943 S *	3/1984	Stone et al.	D24/187
D273,514 S *	4/1984	Heilman et al.	D24/168
D274,262 S *	6/1984	Heilman et al.	D24/168
4,524,087 A *	6/1985	Engel	427/2.12
5,042,463 A *	8/1991	Lekholm	607/129
D369,667 S *	5/1996	Vincentis et al.	D24/187
D378,614 S *	3/1997	Jensen	D24/187
D385,037 S *	10/1997	Jensen	D24/187
D429,337 S *	8/2000	Sanfilippo	D24/187
D457,634 S *	5/2002	Rouns et al.	D24/168
D458,376 S *	6/2002	Rouns et al.	D24/168
D468,433 S *	1/2003	Wagner et al.	D24/187
D492,782 S *	7/2004	Faller et al.	D24/167
D519,636 S *	4/2006	Okuda et al.	D24/168
D524,943 S *	7/2006	Faller et al.	D24/167
D541,421 S *	4/2007	Metzger et al.	D24/187
D561,900 S *	2/2008	Becsi	D24/187
D567,949 S *	4/2008	Lash et al.	D24/168

1 Claim, 4 Drawing Sheets



US D613,413 S

Page 2

U.S. PATENT DOCUMENTS

D584,414 S *	1/2009	Lash et al.	D24/187	
D587,375 S *	2/2009	Mao et al.	D24/168	* cited by examiner
				D600,352 S * 9/2009 Cryan D24/187

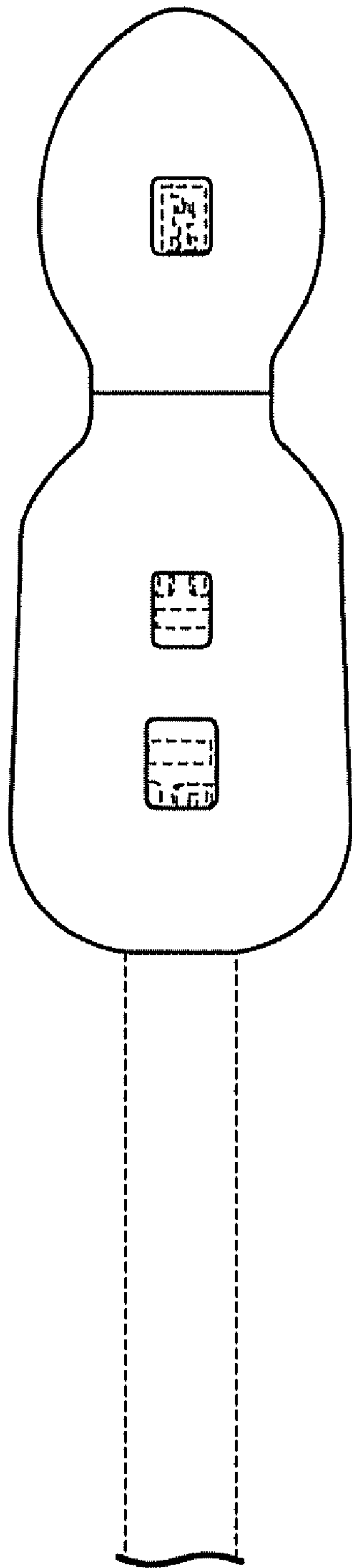


FIG. 1

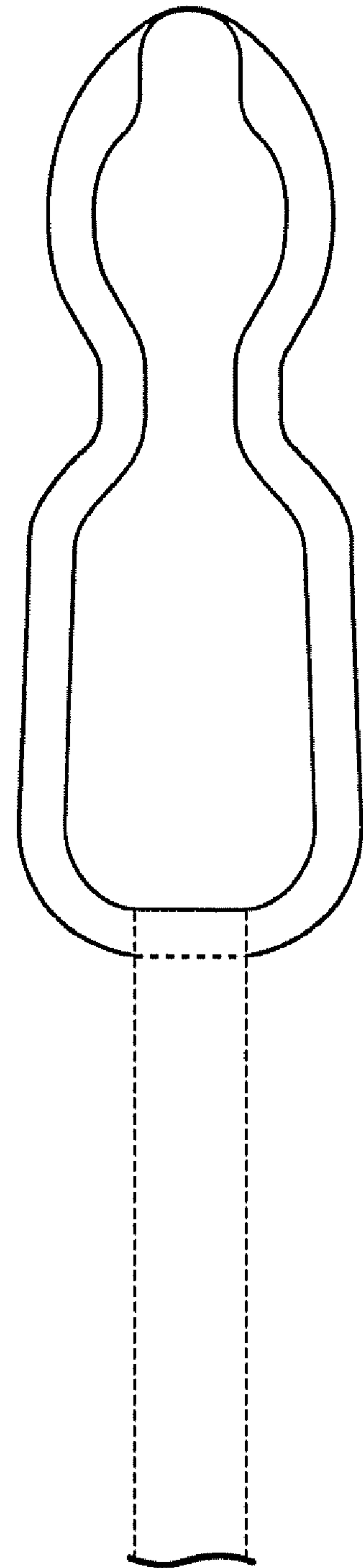


FIG. 2

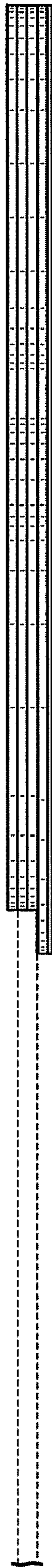


FIG. 3



FIG. 4




FIG. 5

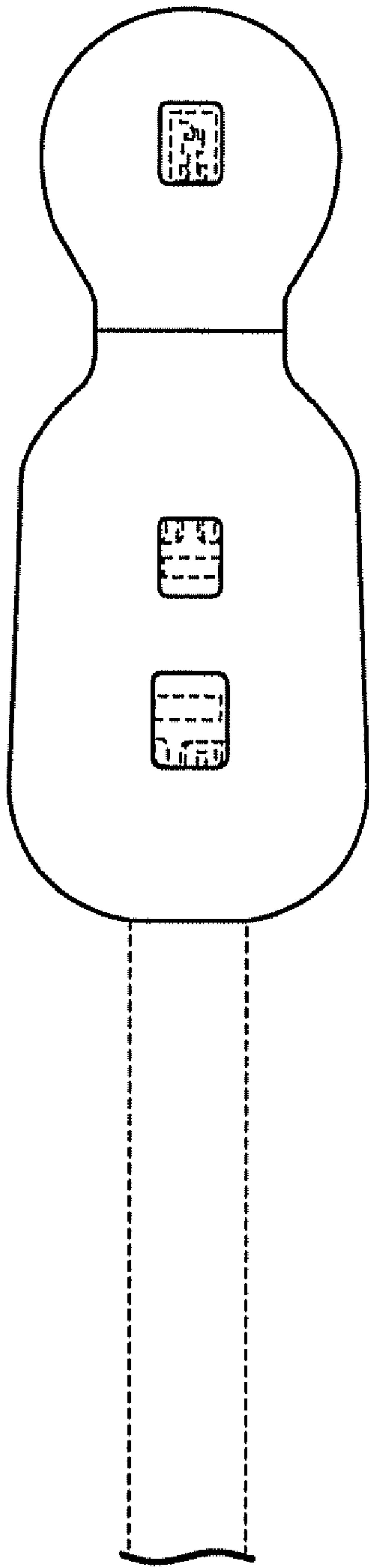


FIG. 6

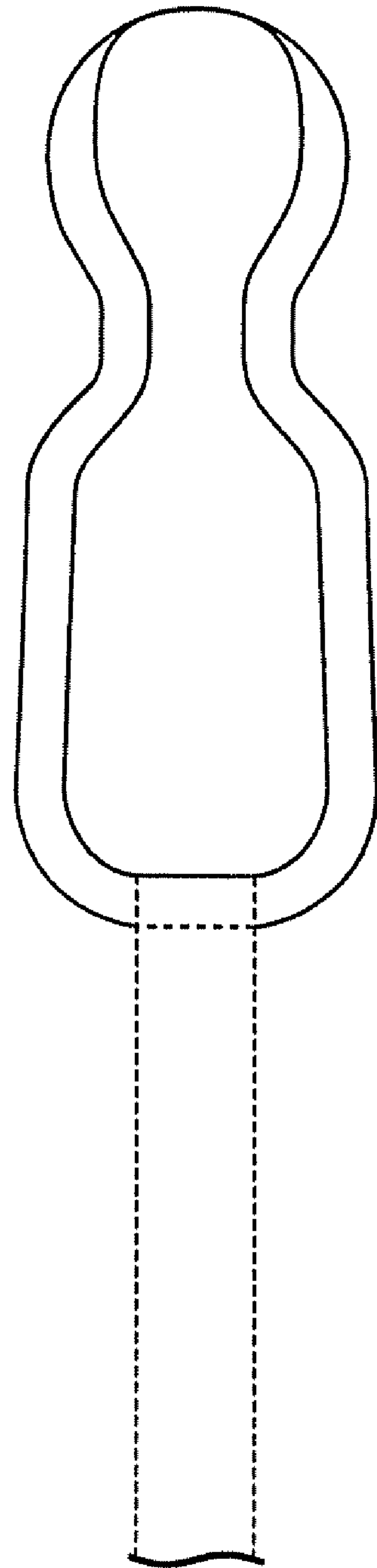


FIG. 7




FIG. 8



FIG. 9



FIG. 10