



US00D613406S

(12) **United States Design Patent**
Agabiti

(10) **Patent No.:** **US D613,406 S**

(45) **Date of Patent:** **** Apr. 6, 2010**

(54) **BLADE FOR SURGICAL INSTRUMENTS**

(76) **Inventor:** **Ivo Agabiti**, Viale Napoli 34, 61100
Pesaro (IT)

(**) **Term:** **14 Years**

(21) **Appl. No.:** **29/311,147**

(22) **Filed:** **Jan. 2, 2009**

(30) **Foreign Application Priority Data**

Jul. 11, 2008 (EM) 000969274

(51) **LOC (9) Cl.** **24-02**

(52) **U.S. Cl.** **D24/146; D8/20**

(58) **Field of Classification Search** D24/152,
D24/133, 146; D8/20, 64, 70, 98, 9, 95-96;
606/79, 82, 171, 176-178; 30/144, 166.3,
30/342, 346, 351, 353, 355-357, 502, 505;
83/835, 837, 838, 846-855

See application file for complete search history.

(56) **References Cited**

U.S. PATENT DOCUMENTS

304,715	A *	9/1884	Emerson	83/849
865,348	A *	9/1907	Allison	30/502
3,680,610	A *	8/1972	Lindgren	83/835
3,977,289	A *	8/1976	Tuke	83/835
5,517,889	A *	5/1996	Logan	83/835
5,918,525	A *	7/1999	Schramm	83/835
D427,865	S *	7/2000	Mills, Jr.	D8/20
6,401,585	B1 *	6/2002	Morgan	83/835
6,467,173	B1 *	10/2002	Umstead et al.	30/144

D479,107	S *	9/2003	Rack	D8/20
D484,759	S *	1/2004	Rack	D8/20
D485,140	S *	1/2004	Rack	D8/20
D485,141	S *	1/2004	Rack	D8/20
D485,142	S *	1/2004	Rack	D8/20
6,782,781	B2 *	8/2004	Rack	83/13
D534,401	S *	1/2007	Duffin et al.	D8/20
D565,369	S *	4/2008	Dawson	D8/20
2008/0188878	A1 *	8/2008	Young	606/169

* cited by examiner

Primary Examiner—Ian Simmons

Assistant Examiner—Wan Laymon

(74) *Attorney, Agent, or Firm*—Modiano & Associati; Albert Josif; Daniel H. O'Byrne

(57) **CLAIM**

The ornamental design for a blade for surgical instruments, as shown.

DESCRIPTION

FIG. 1 is a perspective view of a blade for surgical instruments showing my new design;

FIG. 2 is a front view thereof;

FIG. 3 is a rear view thereof;

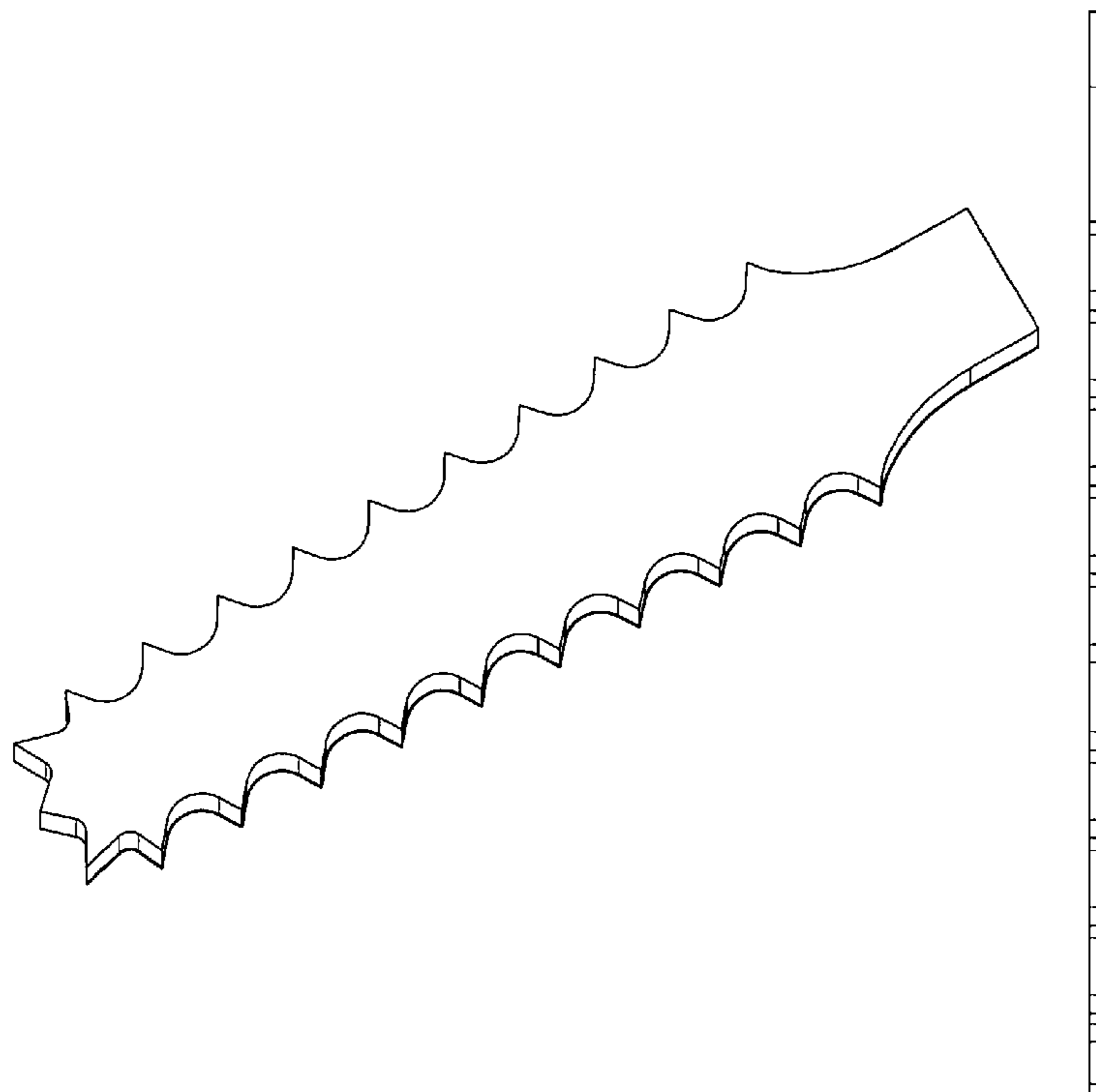
FIG. 4 is a left side view thereof;

FIG. 5 is a right side view thereof;

FIG. 6 is a top view thereof; and,

FIG. 7 is a bottom view thereof.

1 Claim, 2 Drawing Sheets






Fig. 1




Fig. 2

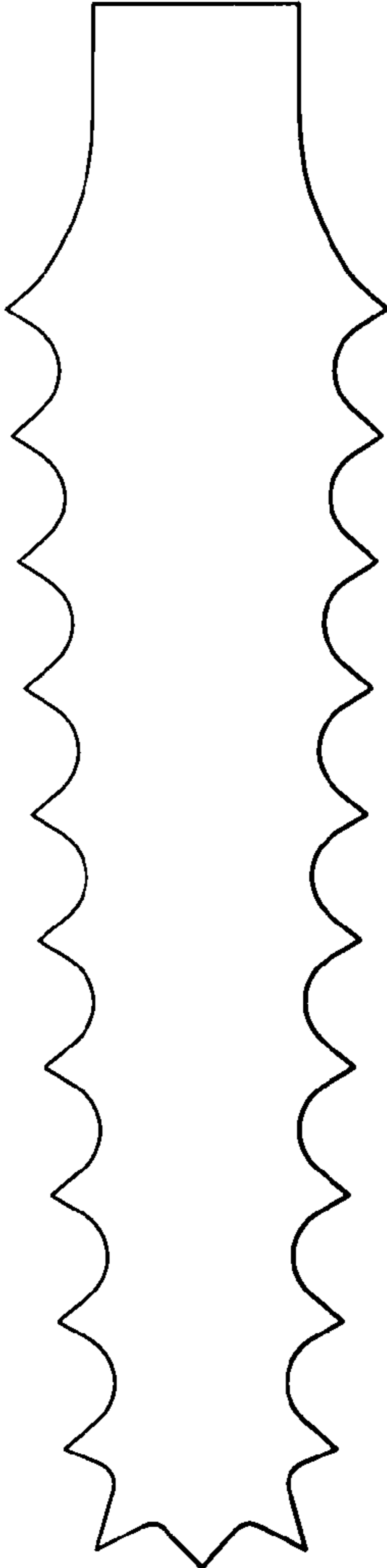


Fig. 3



Fig. 4



Fig. 5



Fig. 6



Fig. 7