



US00D613383S

(12) **United States Design Patent**
Crosnier et al.

(10) **Patent No.:** **US D613,383 S**

(45) **Date of Patent:** **** Apr. 6, 2010**

(54) **CASING OF A TRANSPORT REFRIGERATION UNIT**

(75) Inventors: **Sylvain Crosnier**, Voisins le Bretonneux (FR); **Dimitri Lavoine**, Linas (FR)

(73) Assignee: **Carrier SCS** (FR)

(**) Term: **14 Years**

(21) Appl. No.: **29/330,073**

(22) Filed: **Dec. 29, 2008**

(30) **Foreign Application Priority Data**

Jun. 30, 2008 (EM) 000962907-0001

(51) **LOC (9) Cl.** **12-16**

(52) **U.S. Cl.** **D23/325; D23/324**

(58) **Field of Classification Search** D23/325, D23/373, 324, 314, 351, 333; 62/239, 244, 62/61, 279

See application file for complete search history.

(56) **References Cited**

U.S. PATENT DOCUMENTS

- D103,336 S * 2/1937 Peo D23/325
- D213,559 S * 3/1969 Baugh et al. D23/325
- D306,341 S * 2/1990 Bales et al. D23/325
- D359,550 S * 6/1995 Chan D23/324
- D401,313 S * 11/1998 Murakami et al. D23/325
- D435,639 S * 12/2000 Slavonia et al. D23/325

- 6,295,826 B1 * 10/2001 Lee 62/244
- D460,165 S * 7/2002 Hanson et al. D23/325
- 6,536,222 B1 * 3/2003 Ahn et al. 62/244
- 6,698,220 B2 * 3/2004 Yoneno et al. 62/184
- D538,413 S * 3/2007 Lyu et al. D23/325
- D541,917 S * 5/2007 Pfeiffer D23/325
- D560,785 S * 1/2008 Galeazzi D23/325
- D574,479 S * 8/2008 Brockington et al. D23/373

* cited by examiner

Primary Examiner—T. Chase Nelson

Assistant Examiner—Ania K Dworzecka

(74) *Attorney, Agent, or Firm*—Marjama Muldoon Blasiak & Sullivan LLP

(57) **CLAIM**

The ornamental design for a casing of a transport refrigeration unit, as shown and described.

DESCRIPTION

FIG. 1 is a front elevation view of the refrigeration unit casing;

FIG. 2 is a left side elevation view of FIG. 1;

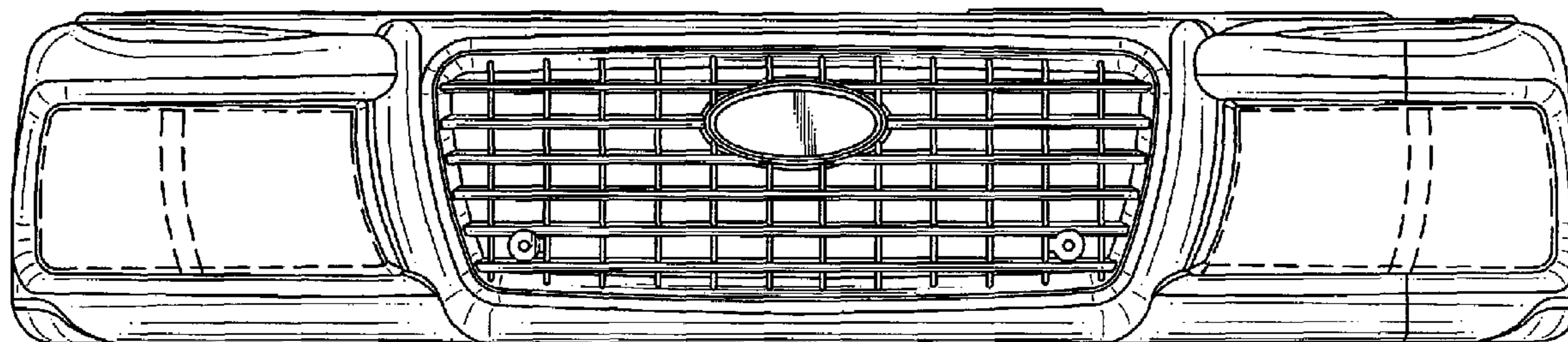
FIG. 3 is a right side elevation view of FIG. 1;

FIG. 4 is a top plan view of FIG. 1; and,

FIG. 5 is a bottom plan view of FIG. 1.

In the drawings, the broken lines shown in the Figures depict environmental subject matter only and form no part of the claimed design.

1 Claim, 4 Drawing Sheets



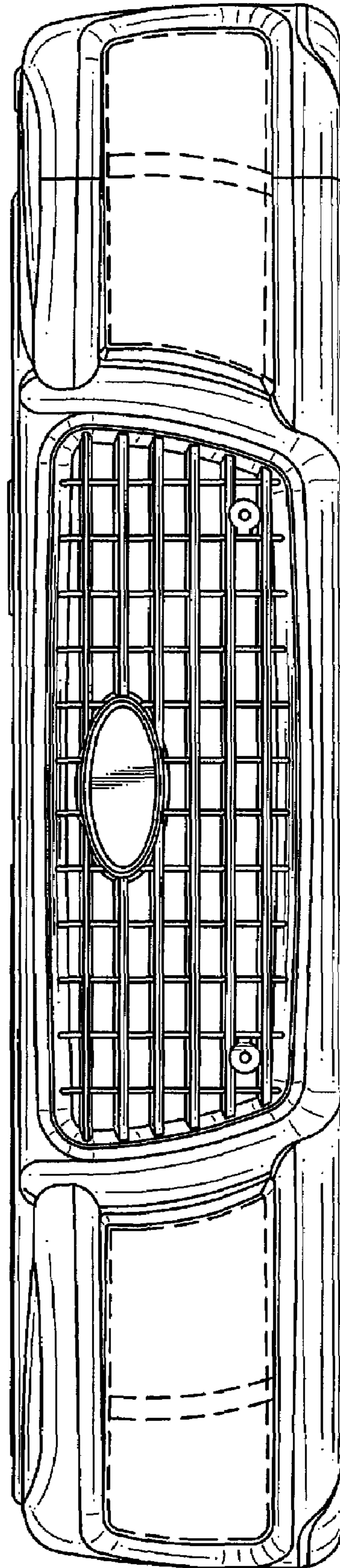


FIG. 1




FIG. 2




FIG. 3

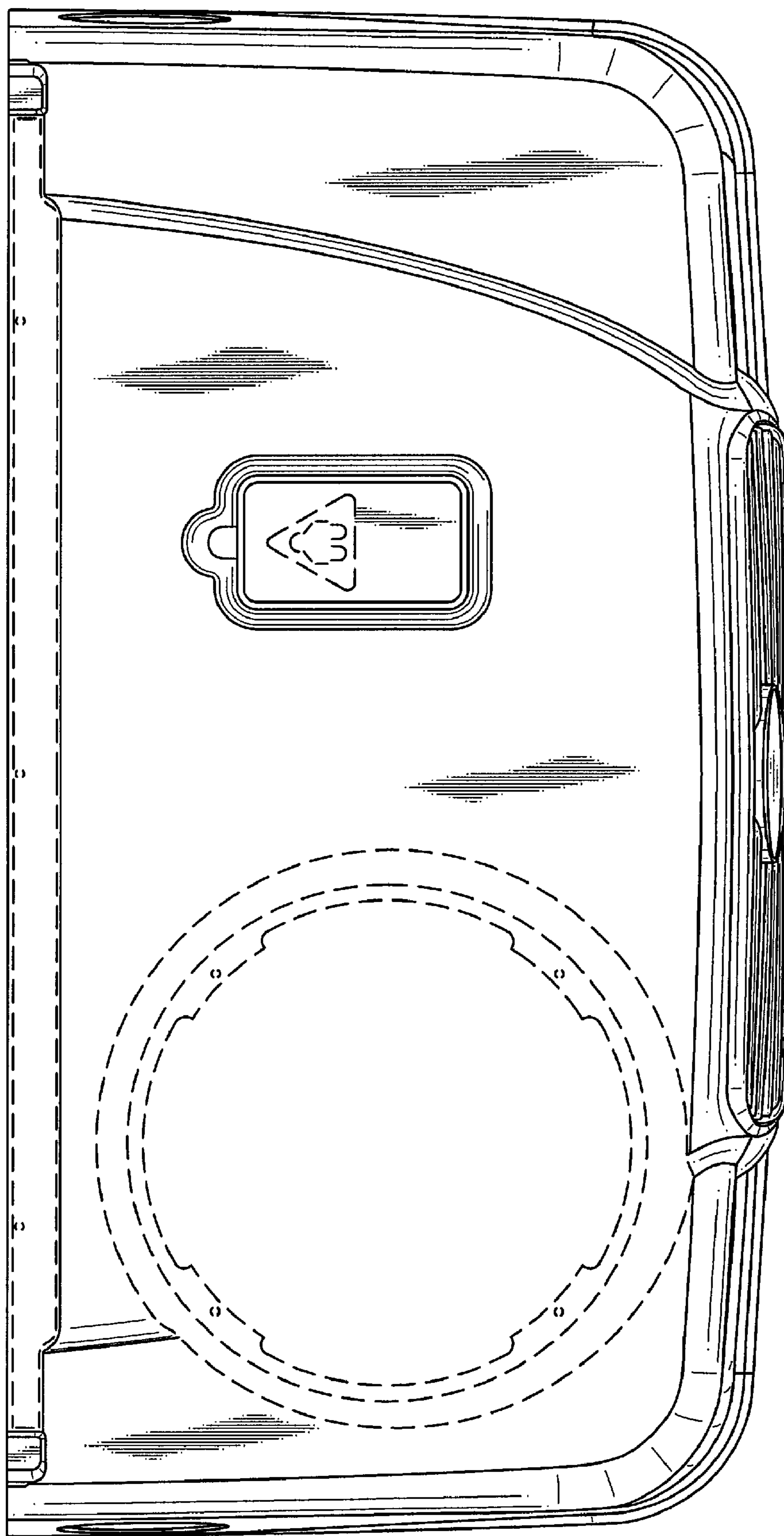


FIG. 4

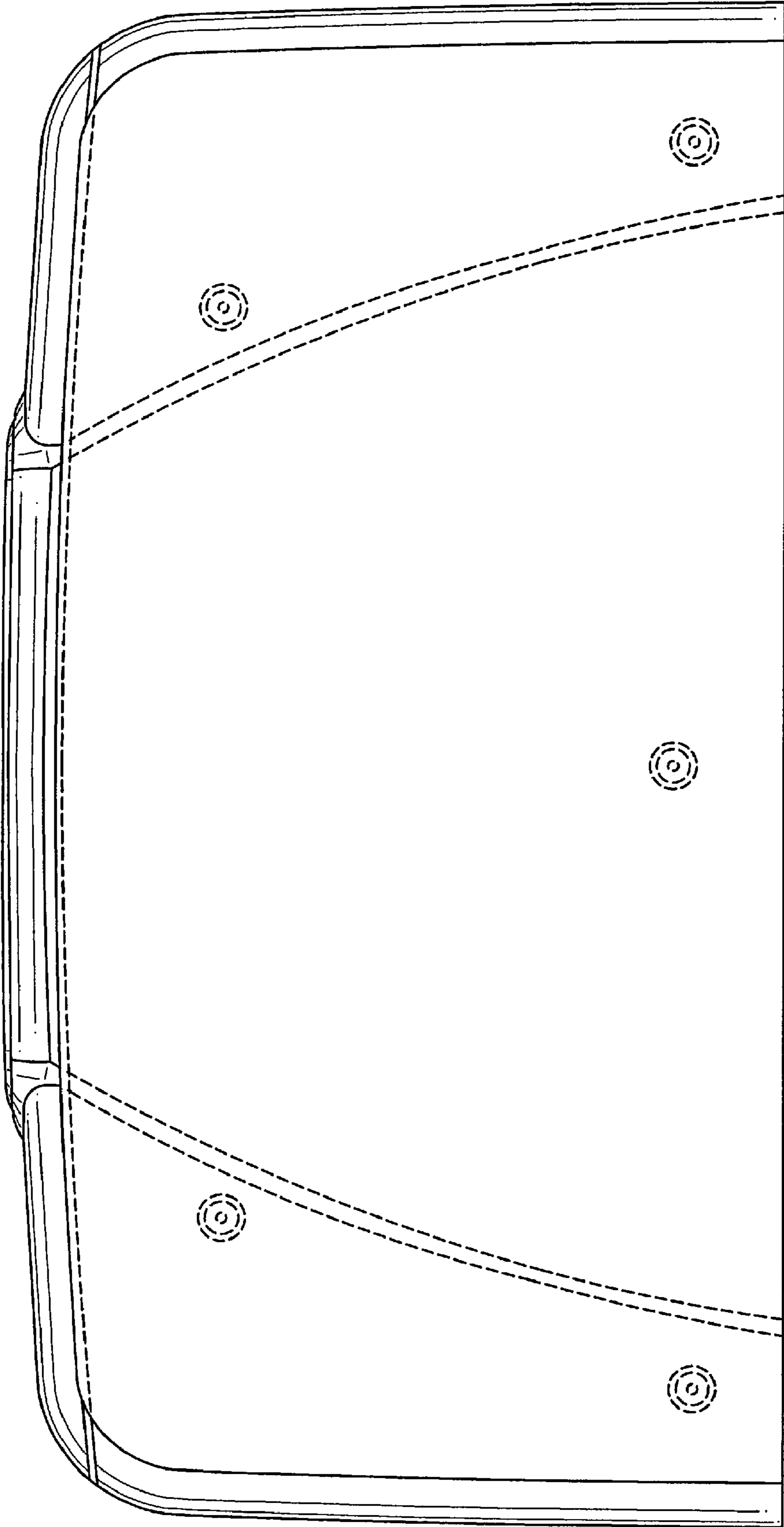


FIG. 5