



US00D613363S

(12) **United States Design Patent**  
**Huber**

(10) **Patent No.:** **US D613,363 S**

(45) **Date of Patent:** **\*\* Apr. 6, 2010**

(54) **RETICLE FOR AN AIMING DEVICE**

(76) Inventor: **Jeff Huber**, 1040-Hazen La., Orofino, ID (US) 83544

(\*\*) Term: **14 Years**

(21) Appl. No.: **29/341,614**

(22) Filed: **Aug. 10, 2009**

(51) **LOC (9) Cl.** ..... **22-01**

(52) **U.S. Cl.** ..... **D22/109**

(58) **Field of Classification Search** ..... D22/109;  
D16/130-134; 42/111, 113, 130, 122, 124,  
42/134-145; 235/414; 356/138, 139, 139.02,  
356/21, 29, 424, 428; 421/122; 89/41, 19,  
89/161, 200-204; 350/550; 359/424, 428;  
250/467.1; 33/227, 297, 298, 299

See application file for complete search history.

(56) **References Cited**

**U.S. PATENT DOCUMENTS**

D530,775 S \* 10/2006 LaCorte ..... D22/108  
D567,324 S \* 4/2008 Pride et al. .... D22/109  
D567,325 S \* 4/2008 Pride et al. .... D22/109  
D567,896 S \* 4/2008 Pride et al. .... D22/109

D570,441 S \* 6/2008 Pride et al. .... D22/109  
7,603,804 B2 \* 10/2009 Zaderey et al. .... 42/122  
2007/0044364 A1 \* 3/2007 Sammut et al. .... 42/122  
2008/0098640 A1 \* 5/2008 Sammut et al. .... 42/122

\* cited by examiner

*Primary Examiner*—T. Chase Nelson

*Assistant Examiner*—Michael A Pratt

(74) *Attorney, Agent, or Firm*—Dean A. Craine

(57) **CLAIM**

The ornamental design for a reticle for an aiming device, as shown and described.

**DESCRIPTION**

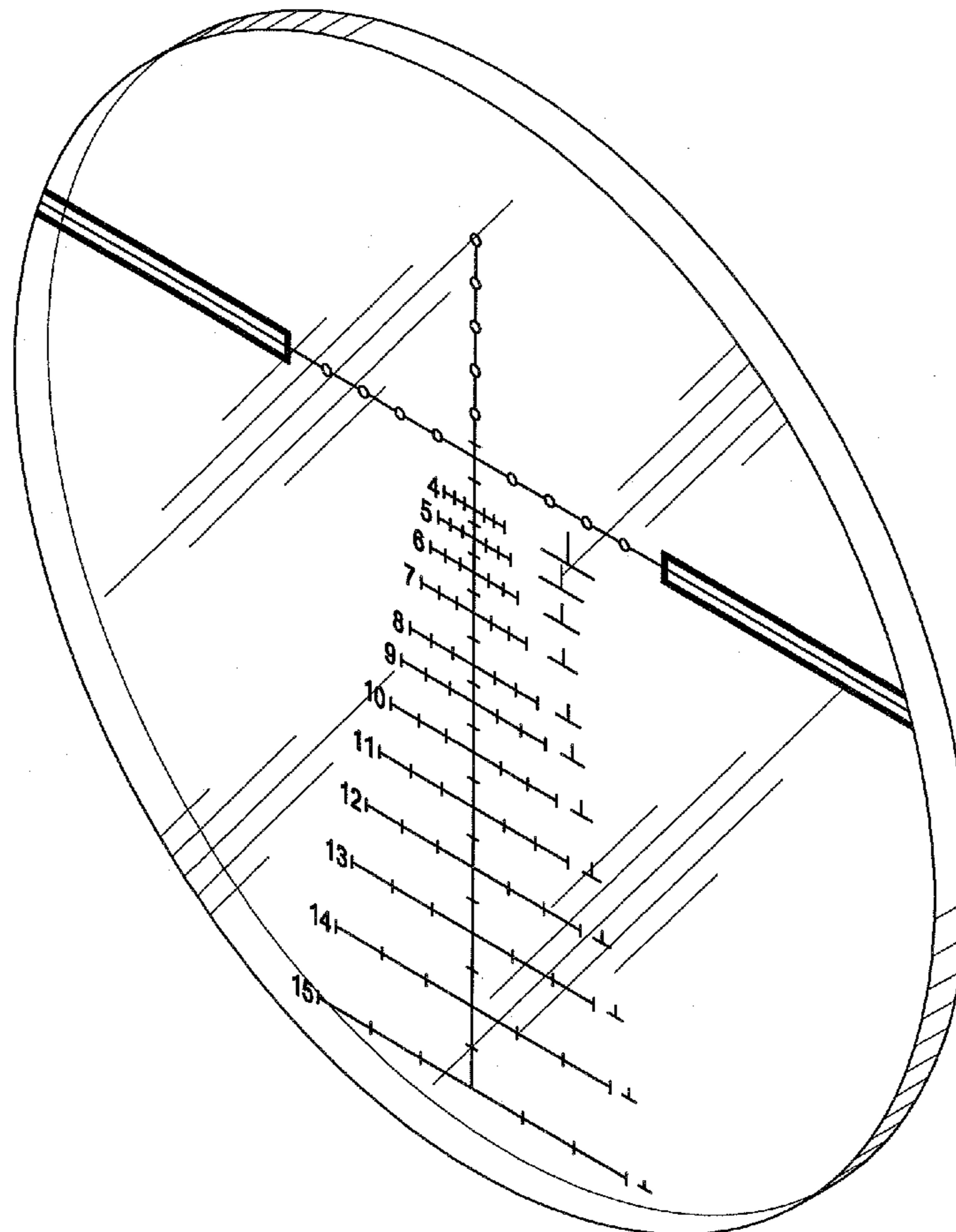
FIG. 1 is a perspective view of a first embodiment of a reticle for an aiming device.

FIG. 2 is a front elevational view of the reticle shown in FIG. 1.

FIG. 3 is a top plan view of the reticle shown in FIGS. 1 and 2; and,

FIG. 4 is a rear elevational view of the reticle shown in FIGS. 1-3.

**1 Claim, 3 Drawing Sheets**



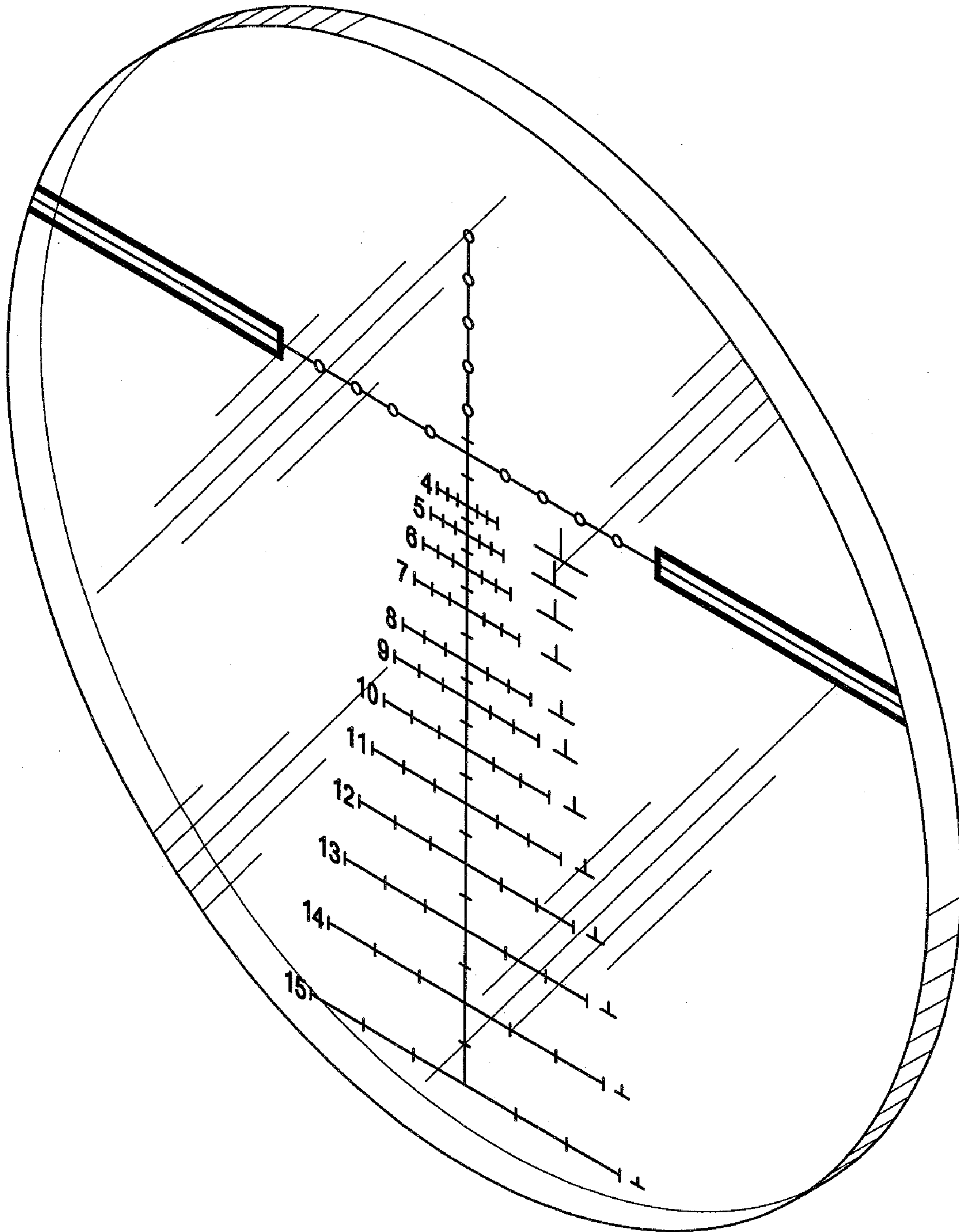


Fig. 1

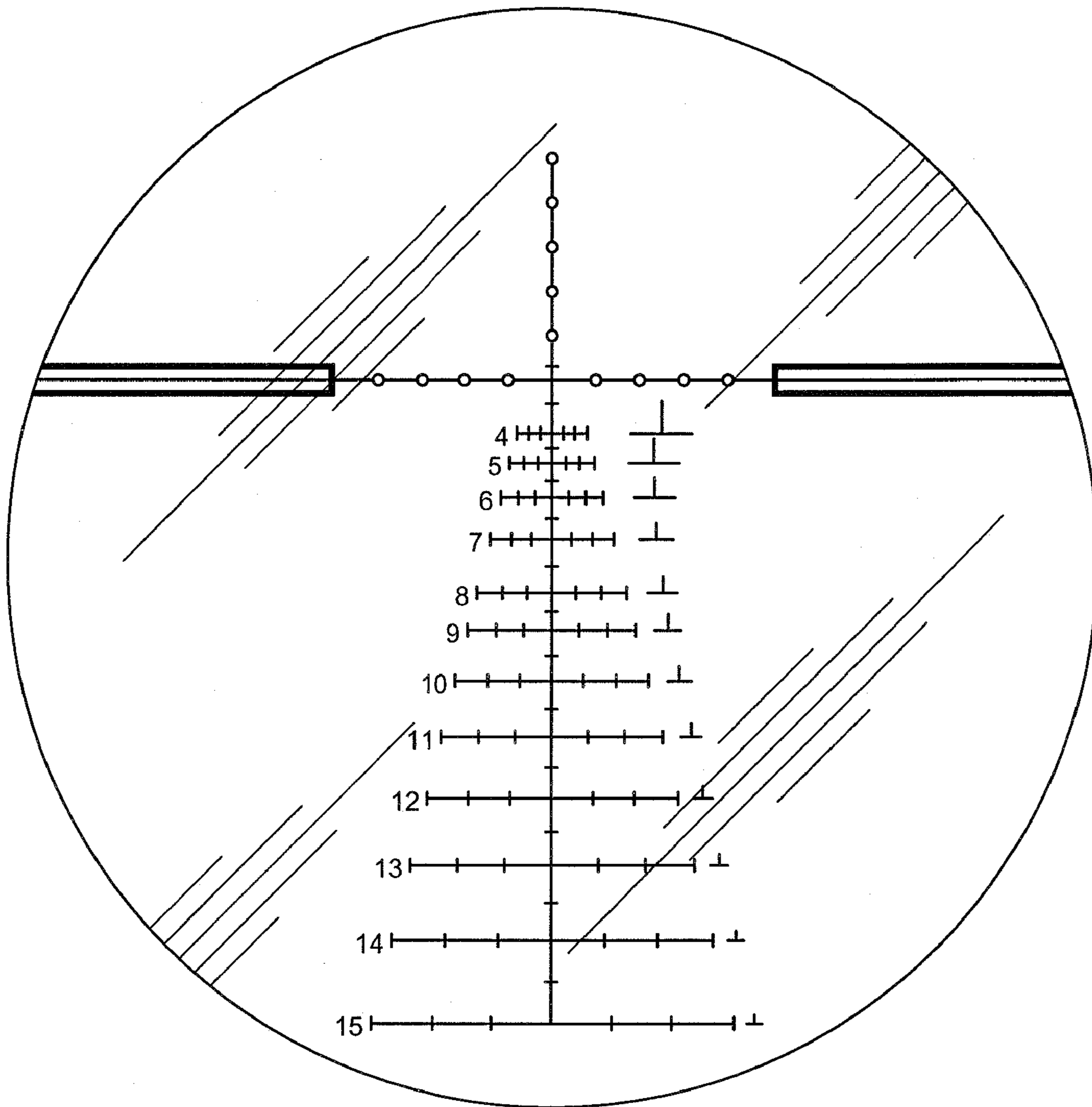


Fig. 2




Fig. 3

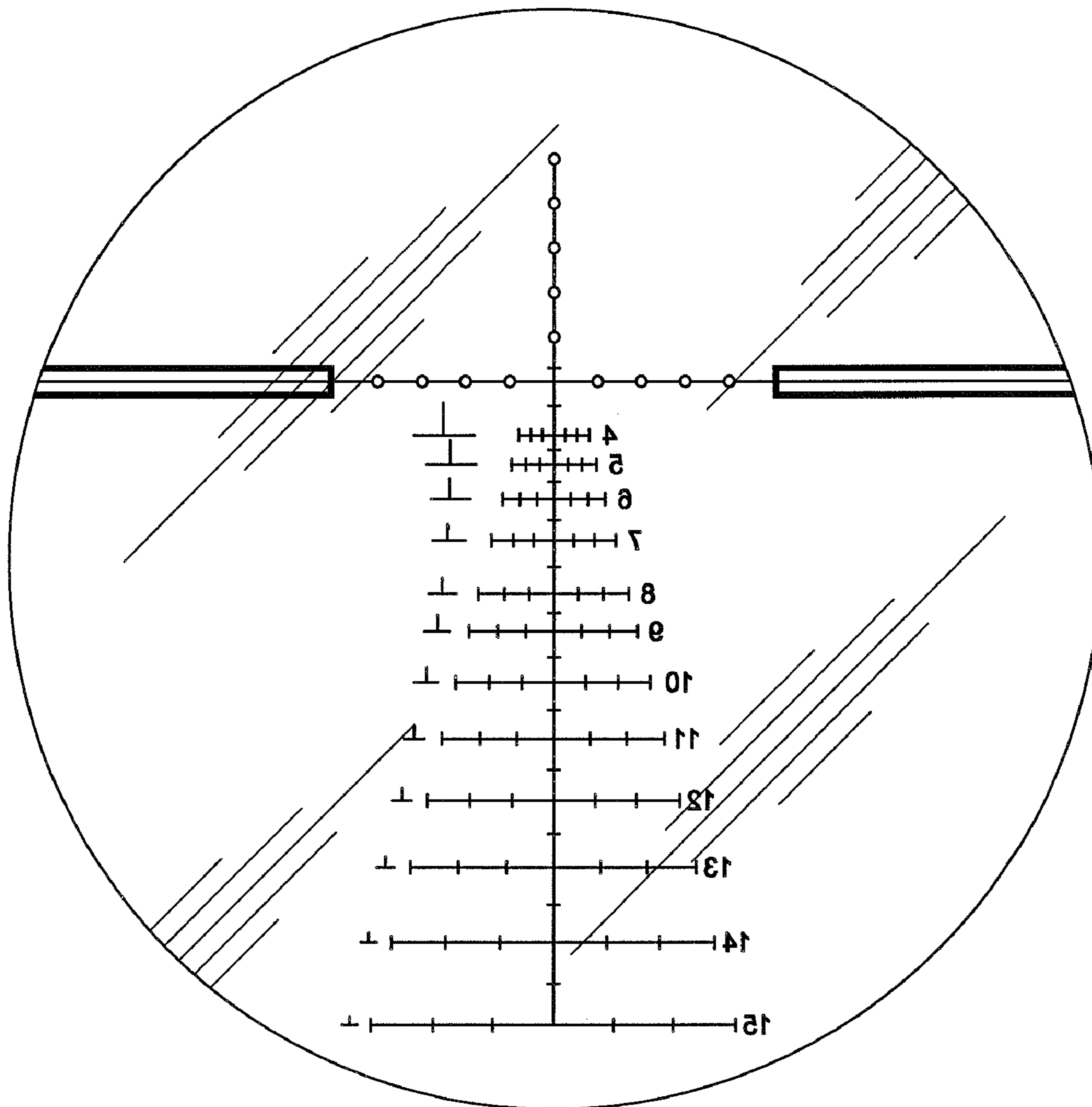


Fig. 4