



US00D613358S

(12) **United States Design Patent**  
**Kim et al.**

(10) **Patent No.:** **US D613,358 S**

(45) **Date of Patent:** **\*\* Apr. 6, 2010**

(54) **IRON GOLF CLUB HEAD**

D574,045 S \* 7/2008 Kim et al. .... D21/747

(75) Inventors: **Kevin Weejoung Kim**, Vista, CA (US);  
**Michael Hallack**, Carlsbad, CA (US)

\* cited by examiner

*Primary Examiner*—Mitchell I Siegel

(73) Assignee: **Callaway Golf Company**, Carlsbad, CA (US)

(74) *Attorney, Agent, or Firm*—Michael A. Catania; Elaine H. Lo

(\*\*) Term: **14 Years**

(57) **CLAIM**

(21) Appl. No.: **29/336,761**

The ornamental design for an iron golf club head, as shown and described.

(22) Filed: **May 8, 2009**

**DESCRIPTION**

(51) **LOC (9) Cl.** ..... **21-02**

FIG. 1 is a bottom perspective view of an iron golf club head;

(52) **U.S. Cl.** ..... **D21/748**

FIG. 2 is a front view thereof;

(58) **Field of Classification Search** ..... D21/747–751,  
D21/759; 473/324–331, 350

FIG. 3 is a top plan view thereof;

See application file for complete search history.

FIG. 4 is a rear view thereof;

(56) **References Cited**

FIG. 5 is a bottom plan view thereof;

**U.S. PATENT DOCUMENTS**

FIG. 6 is a toe end view thereof; and,

D354,326 S \* 1/1995 Cleveland ..... D21/748

FIG. 7 is a heel end view thereof.

D435,073 S \* 12/2000 Stone et al. .... D21/748

The broken line showing of the groove lines on the striking surface is included for the purpose of illustrating and forms no part of the claimed design.


D470,554 S \* 2/2003 Truesdale ..... D21/747


D502,749 S \* 3/2005 Gillig ..... D21/742

D502,973 S \* 3/2005 Gillig ..... D21/736

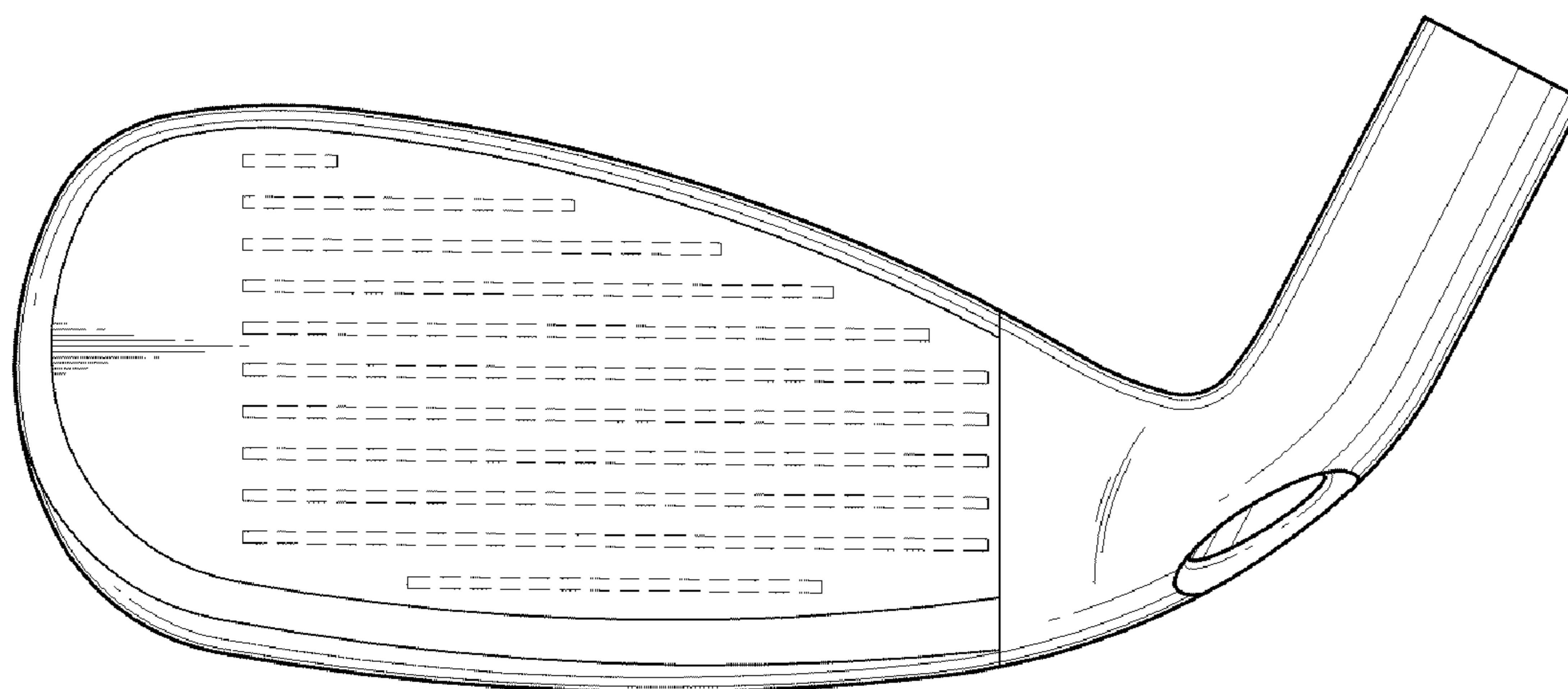
D502,974 S \* 3/2005 Gillig ..... D21/742

**1 Claim, 3 Drawing Sheets**

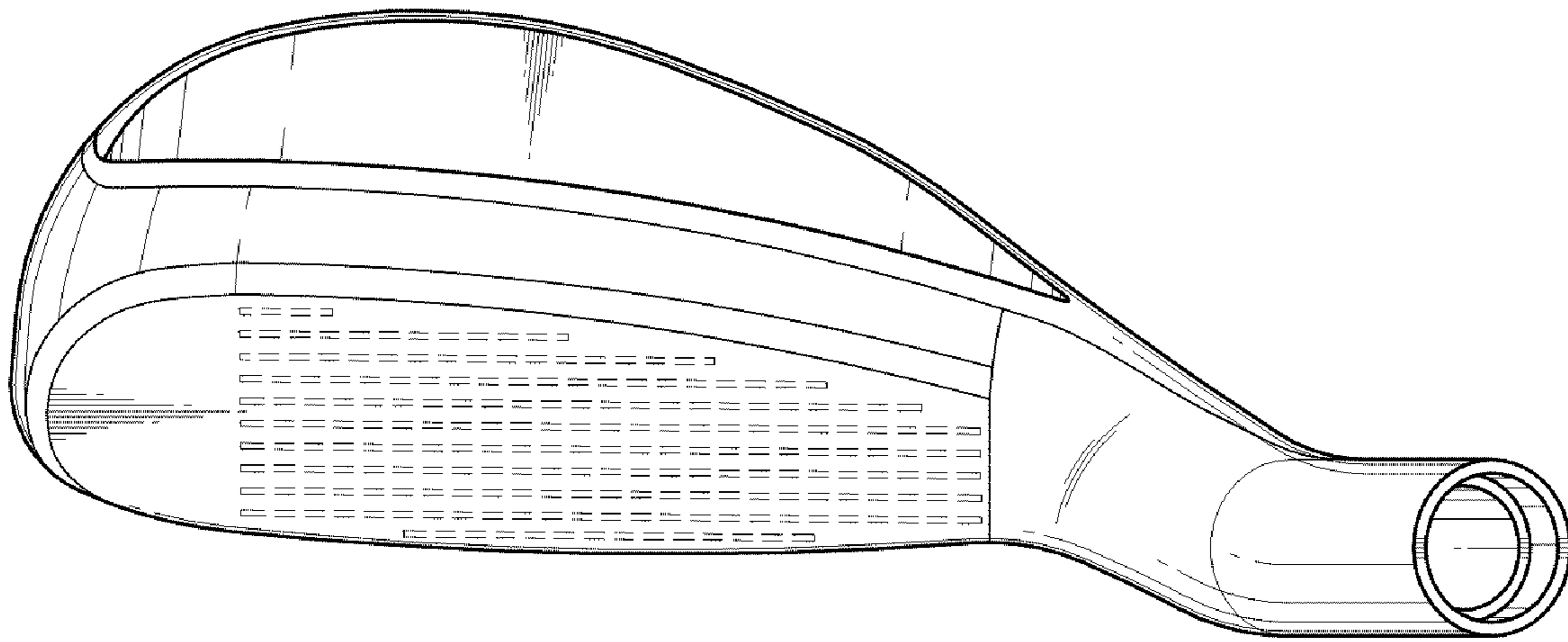




*FIG. 1*




*FIG. 2*



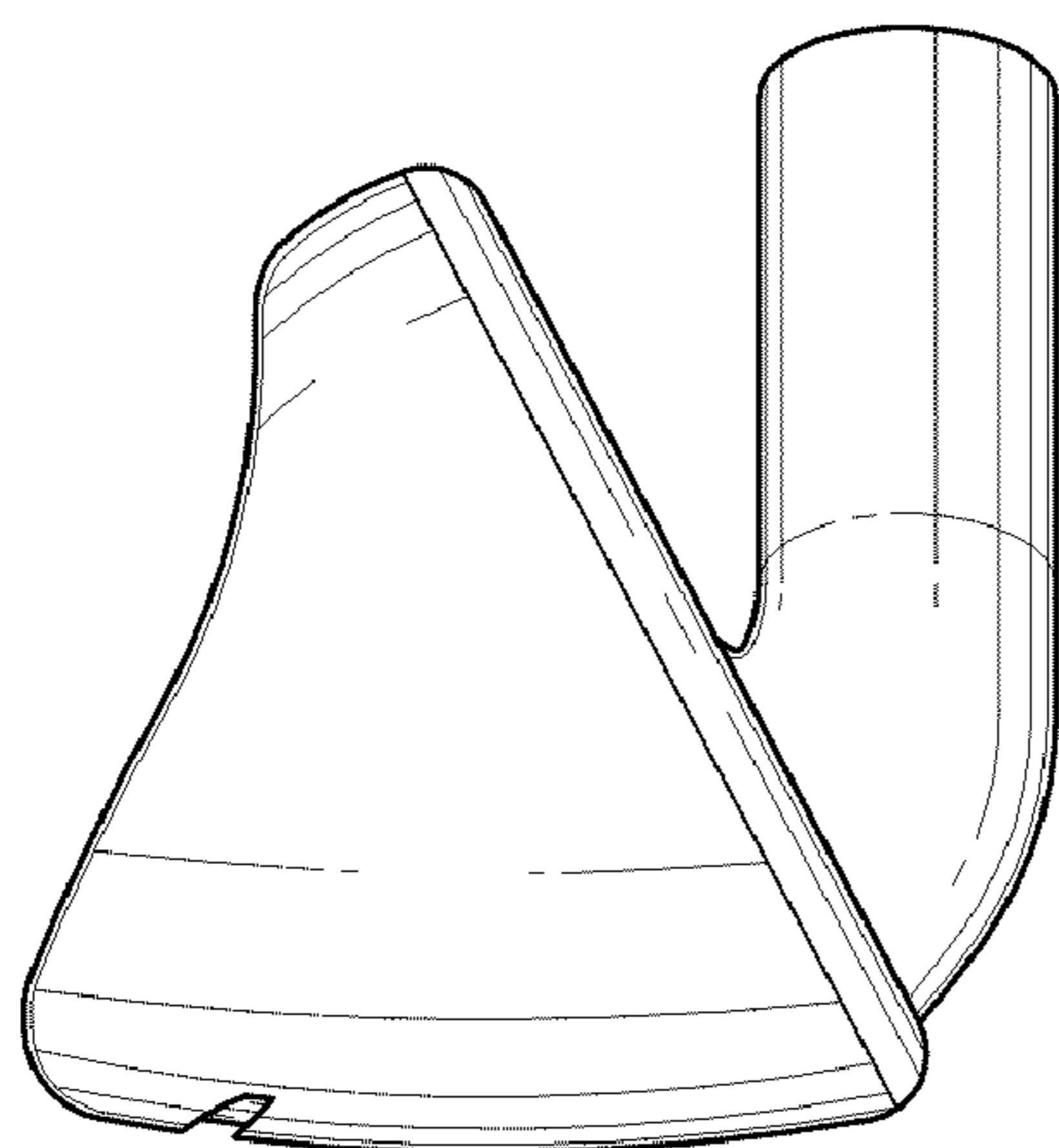
*FIG. 3*



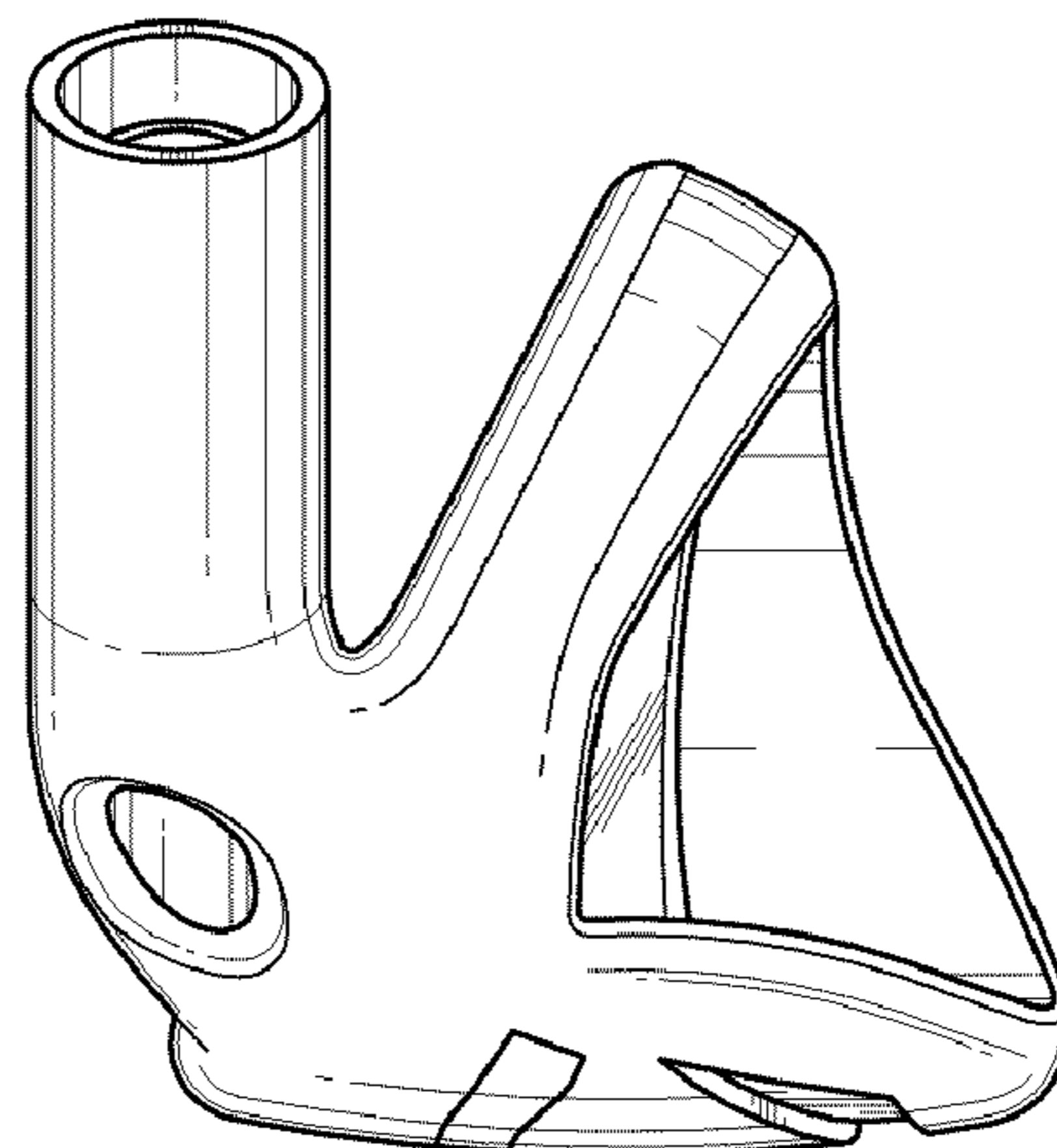
*FIG. 4*



*FIG. 5*



*FIG. 6*



*FIG. 7*