



US00D613349S

(12) **United States Design Patent**
Metti

(10) **Patent No.:** **US D613,349 S**

(45) **Date of Patent:** **** Apr. 6, 2010**

(54) **EXERCISE APPARATUS**

(75) Inventor: **Daniella Metti**, Stepney (AU)

(73) Assignee: **Loumet Nominees Pty Ltd**, Stepney (AU)

(**) Term: **14 Years**

(21) Appl. No.: **29/328,013**

(22) Filed: **Nov. 17, 2008**

(51) **LOC (9) Cl.** **21-02**

(52) **U.S. Cl.** **D21/662; D24/211**

(58) **Field of Classification Search** D21/662,
D21/684, 692, 712; D24/211, 194, 195;
D30/160; D32/29.1; 601/19, 22, 28

See application file for complete search history.

(56) **References Cited**

U.S. PATENT DOCUMENTS

5,131,383	A *	7/1992	Juarez	601/19
D340,487	S *	10/1993	Traub	D21/712
D396,904	S *	8/1998	Leu	D32/29.1
D418,639	S *	1/2000	Simon	D30/160
6,364,814	B1 *	4/2002	Linton	482/55

D473,683	S *	4/2003	Willinger	D30/160
D478,947	S *	8/2003	Lu	D21/662
D497,457	S *	10/2004	Willinger	D30/160
D516,261	S *	2/2006	Roberts	D32/25
D583,519	S *	12/2008	Roberts	D32/29.1

* cited by examiner

Primary Examiner—Philip S Hyder

Assistant Examiner—Susan E Krakower

(74) *Attorney, Agent, or Firm*—Weiner & Burt, P.C.; Irving M. Weiner; Pamela S. Burt

(57) **CLAIM**

The ornamental design for an exercise apparatus, as shown and described.

DESCRIPTION

FIG. 1 is a perspective view showing my new Design;

FIG. 2 is a perspective view of the apparatus as depicted in FIG. 1;

FIG. 3 is a front view thereof; and,

FIG. 4 is a rear view thereof.

1 Claim, 2 Drawing Sheets

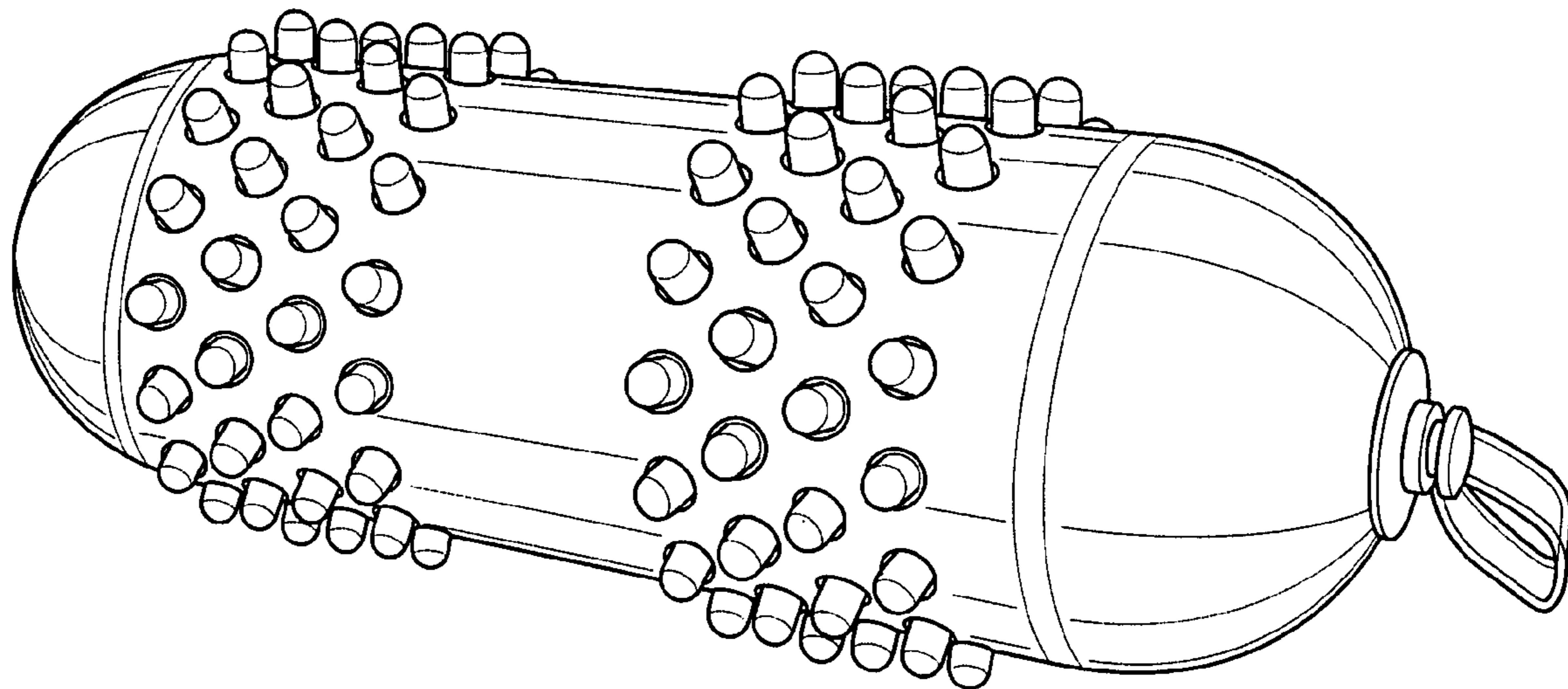


Fig 1

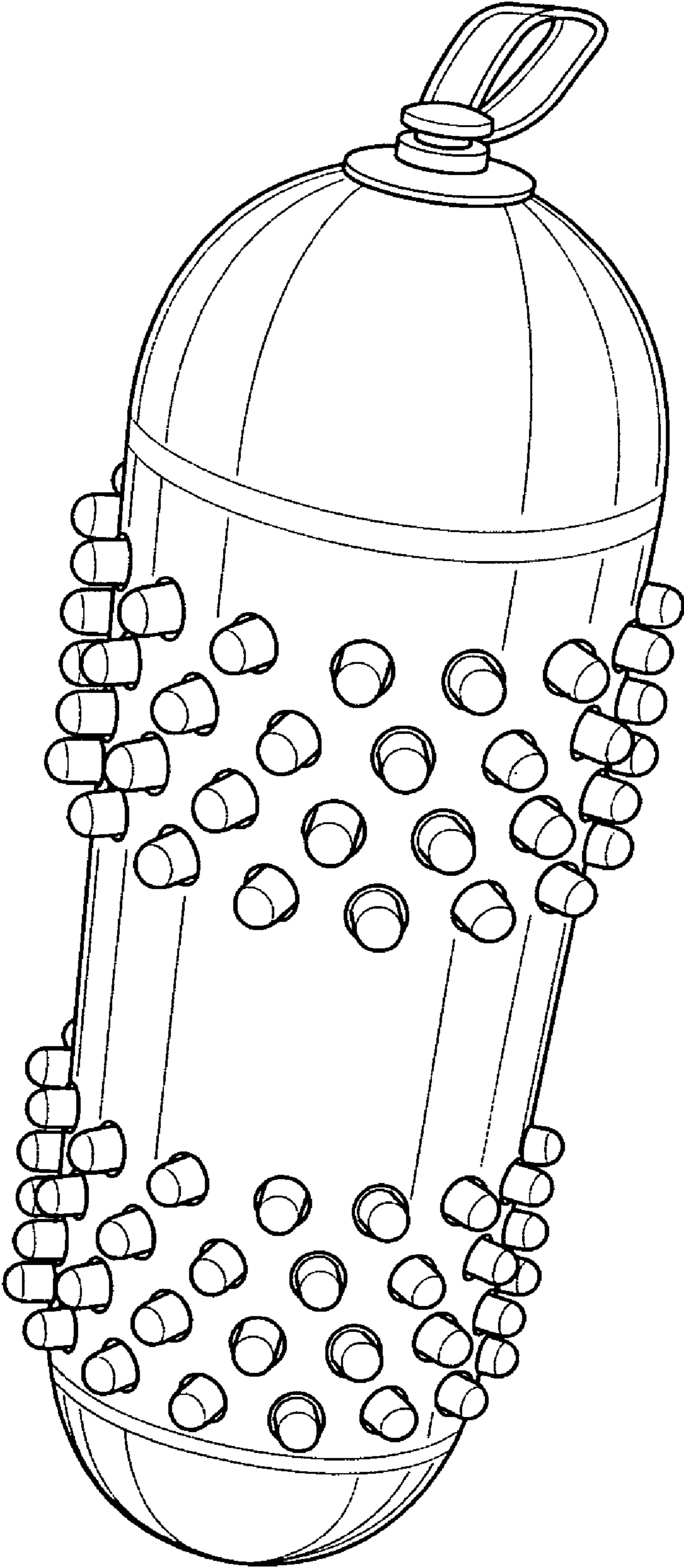


Fig 2

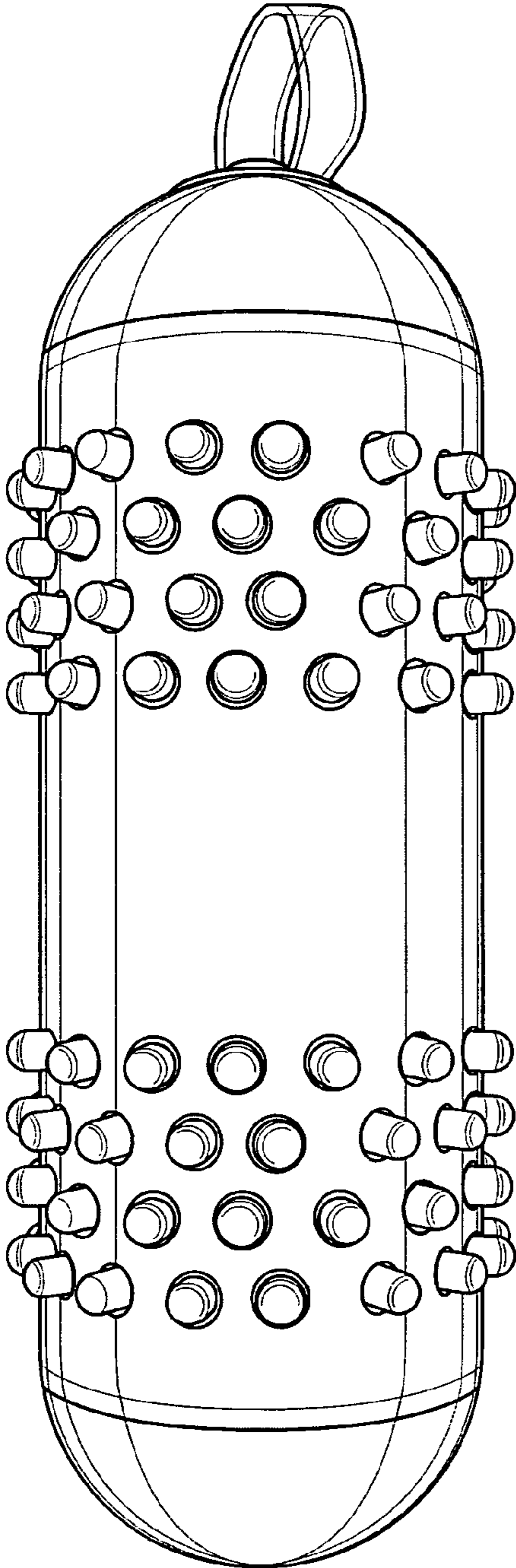


Fig 4

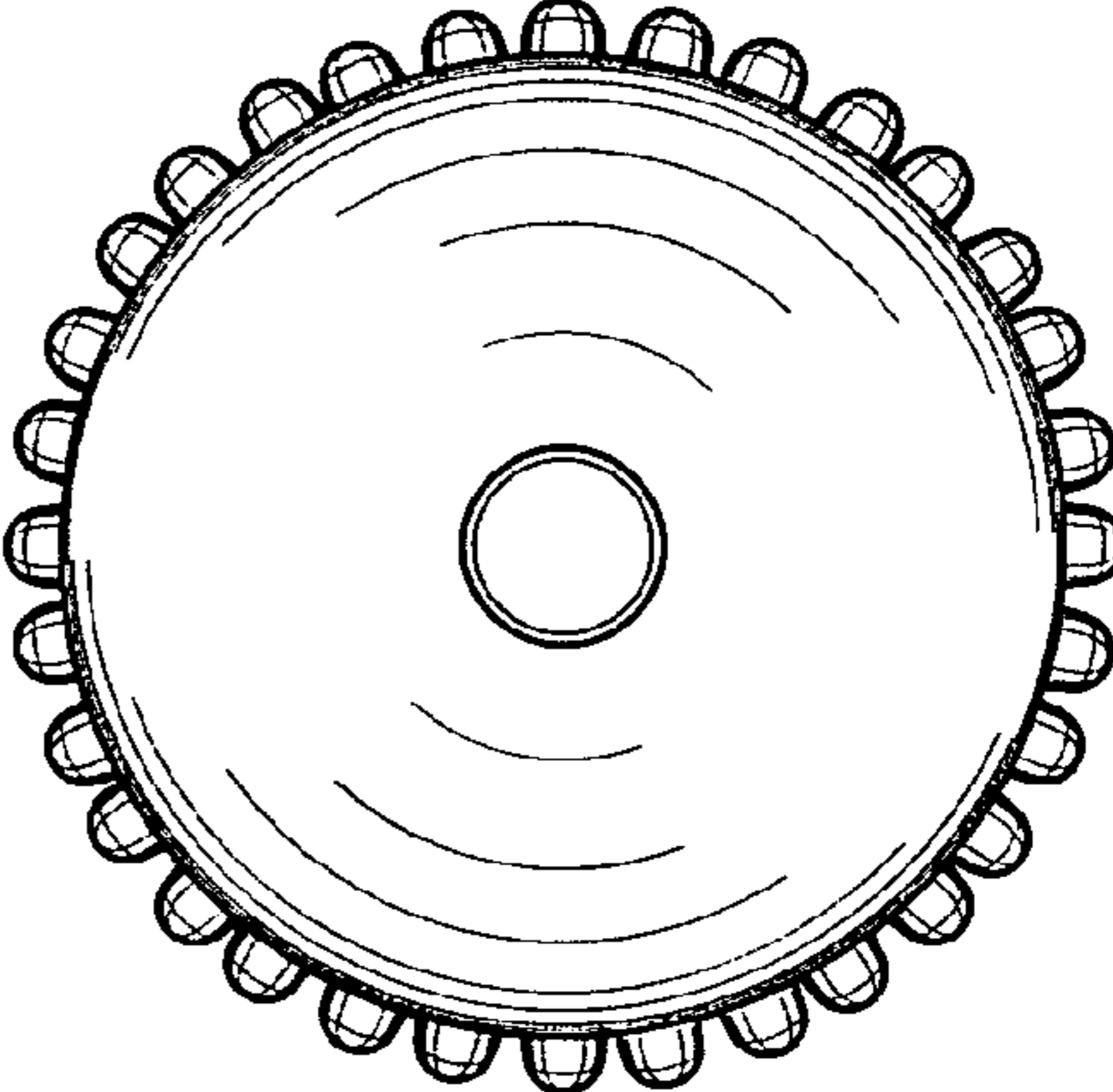


Fig 3

