



US00D613346S

(12) **United States Design Patent**
Hayes et al.

(10) **Patent No.:** **US D613,346 S**
(45) **Date of Patent:** **** Apr. 6, 2010**

(54) **MODELING COMPOUND DISPLAY TOY**

4,795,395 A 1/1989 Oishi et al.
5,413,472 A 5/1995 Dieterich et al.
D365,111 S 12/1995 Dieterich et al.
D519,165 S * 4/2006 Lau D21/398

(75) Inventors: **Grady Feren Hayes**, East Greenwich, RI (US); **Thomas Mangiaratti**, Barrington, RI (US)

* cited by examiner

(73) Assignee: **Hasbro, Inc.**, Pawtucket, RI (US)

Primary Examiner—Sandra Morris
(74) *Attorney, Agent, or Firm*—Perry Hoffman

(**) Term: **14 Years**

(57) **CLAIM**

(21) Appl. No.: **29/322,276**

The ornamental design for a modeling compound display toy, as shown and described.

(22) Filed: **Jul. 31, 2008**

(51) **LOC (9) Cl.** **21-01**

DESCRIPTION

(52) **U.S. Cl.** **D21/596; D21/585**

(58) **Field of Classification Search** D11/158;
D21/576, 578, 584–585, 592, 596; 446/72,
446/97, 268–269, 298, 369, 376, 408
See application file for complete search history.

FIG. 1 is a perspective view of the modeling compound display toy of the instant invention;
FIG. 2 is a top plan view thereof;
FIG. 3 is a front elevational view thereof;
FIG. 4 is a rear elevational view thereof;
FIG. 5 is a left side elevational view thereof; and,
FIG. 6 is a right side elevational view thereof.

(56) **References Cited**

U.S. PATENT DOCUMENTS

3,380,121 A 4/1968 Chittenden et al.
3,552,711 A 1/1971 DeLaney
4,135,313 A 1/1979 Liu et al.
D260,795 S * 9/1981 Ohkawa D21/586
D265,843 S * 8/1982 Tung D21/586
D269,535 S * 6/1983 Tung D21/586

The portions shown in broken lines are included for the purpose of illustrating portions of the article that form no part of the claimed design.

1 Claim, 6 Drawing Sheets






FIG. 1

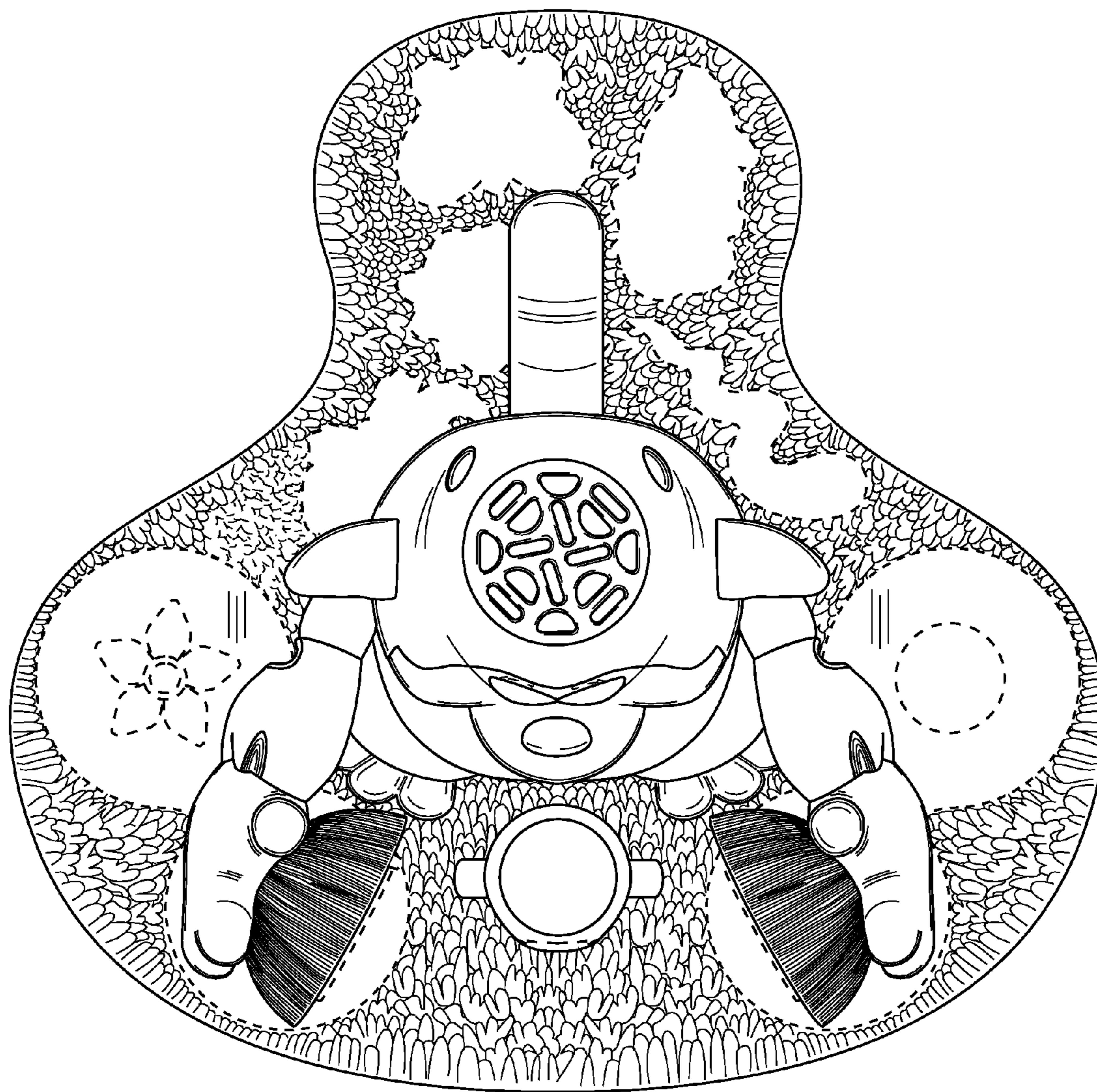


FIG. 2




FIG. 3

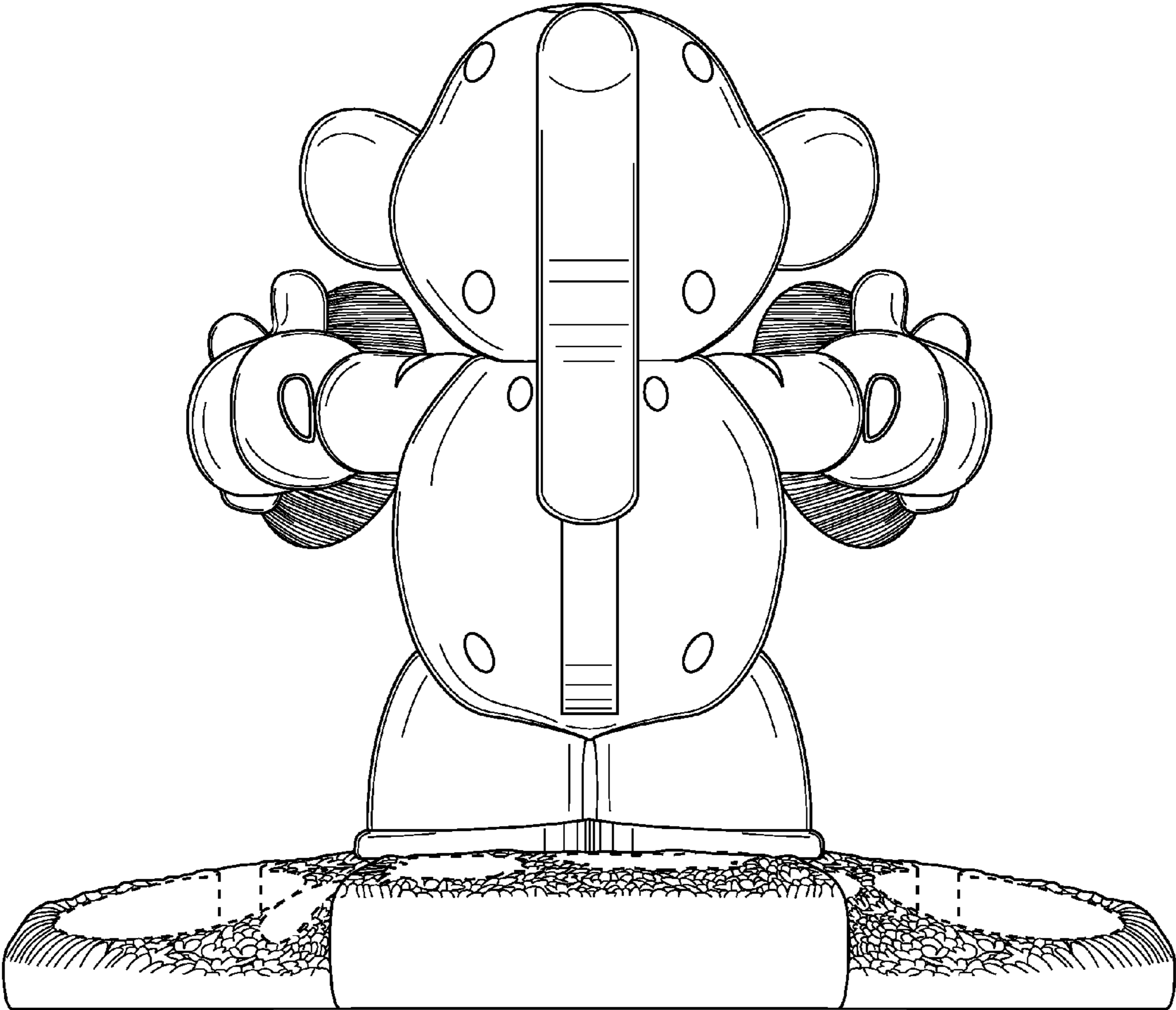


FIG. 4




FIG. 5




FIG. 6