

US00D613336S

(12) **United States Design Patent**  
**Yu**

(10) **Patent No.:** **US D613,336 S**

(45) **Date of Patent:** **\*\* Apr. 6, 2010**

(54) **PEN**  
(75) **Inventor:** **Tsung-Hsien Yu**, Irvine, CA (US)  
(73) **Assignee:** **Spectrum Lines, Inc.**, Irvine, CA (US)  
(\*\*) **Term:** **14 Years**  
(21) **Appl. No.:** **29/336,428**  
(22) **Filed:** **May 4, 2009**

D298,686 S \* 11/1988 Colclasure ..... D2/617  
D358,462 S \* 5/1995 Ball et al. .... D23/367  
D394,455 S \* 5/1998 Izushima ..... D19/48  
D453,187 S \* 1/2002 Keda ..... D19/48  
D475,785 S \* 6/2003 Chang ..... D24/144  
D506,502 S \* 6/2005 Qiu ..... D19/48  
D531,859 S \* 11/2006 Bogumil et al. .... D7/625  
D541,342 S \* 4/2007 Qiu ..... D19/48  
D552,188 S \* 10/2007 Rapp ..... D21/439  
D595,771 S \* 7/2009 Oas ..... D19/46

\* cited by examiner

(51) **LOC (9) Cl.** ..... **19-06**  
(52) **U.S. Cl.** ..... **D19/42**  
(58) **Field of Classification Search** ..... D19/35,  
D19/36, 41-51, 53-57; 24/11 F, 11 P, 11 R;  
401/52, 99, 100, 104-109, 192, 195, 196;  
D11/54, 104; D9/624  
See application file for complete search history.

*Primary Examiner*—Elizabeth A Albert  
(74) *Attorney, Agent, or Firm*—Muncy, Geissler, Olds &  
Lowe, PLLC

(57) **CLAIM**

The ornamental design for a pen, as shown and described.

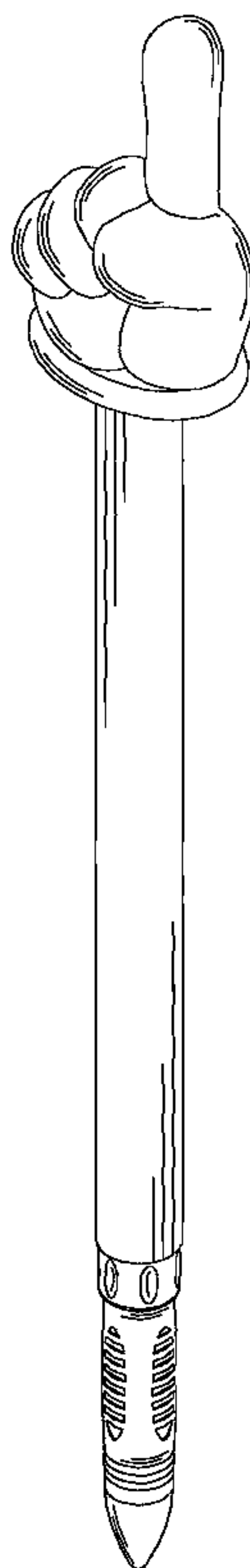
(56) **References Cited**  
U.S. PATENT DOCUMENTS

**DESCRIPTION**

D39,396 S \* 7/1908 Lichtenberger ..... D11/47  
D124,389 S \* 12/1940 Lindsey ..... D9/624  
D131,474 S \* 3/1942 Turnbull ..... D11/53  
D164,567 S \* 9/1951 Gosselin ..... D20/32  
D238,821 S \* 2/1976 Romani ..... D28/34  
D256,512 S \* 8/1980 Sims ..... D1/104  
D260,626 S \* 9/1981 Kadar ..... D11/160  
4,378,215 A \* 3/1983 Sparks ..... 434/113  
D269,559 S \* 7/1983 Sellares ..... D1/104  
D298,551 S \* 11/1988 Bright ..... D19/55

FIG. 1 is a perspective view of a pen;  
FIG. 2 is a front view thereof;  
FIG. 3 is a back view thereof;  
FIG. 4 is a left side view thereof;  
FIG. 5 is a right side view thereof;  
FIG. 6 is a top view thereof; and,  
FIG. 7 is a bottom view thereof.

**1 Claim, 7 Drawing Sheets**



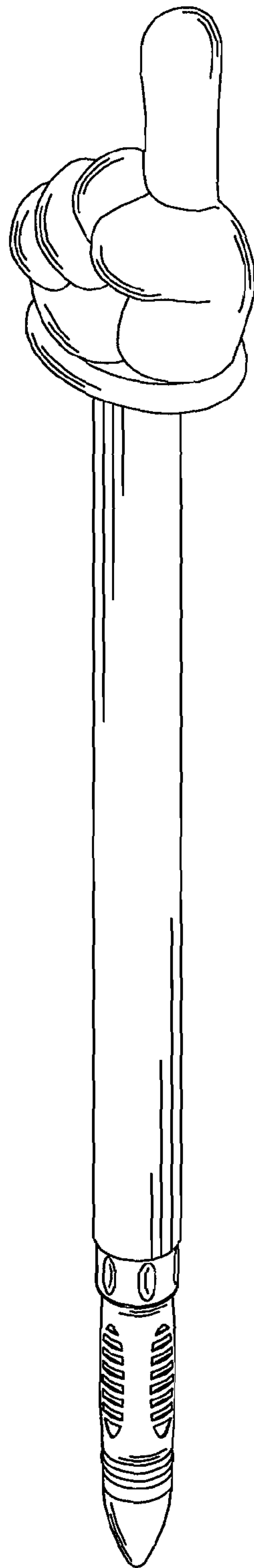


FIG. 1

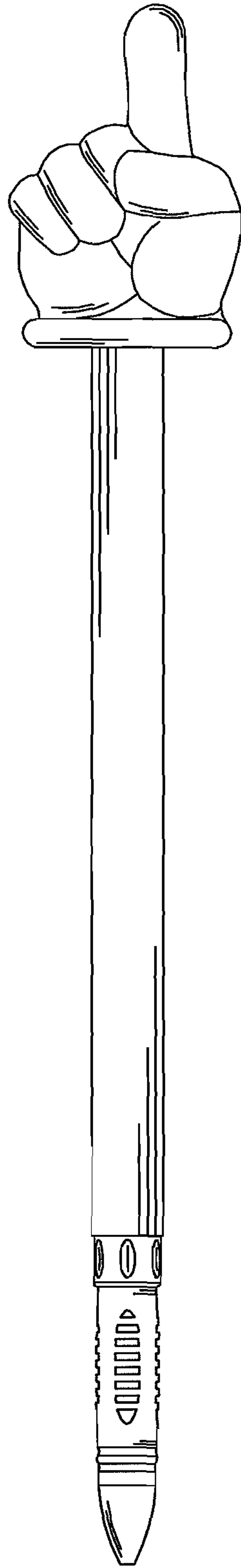


FIG. 2

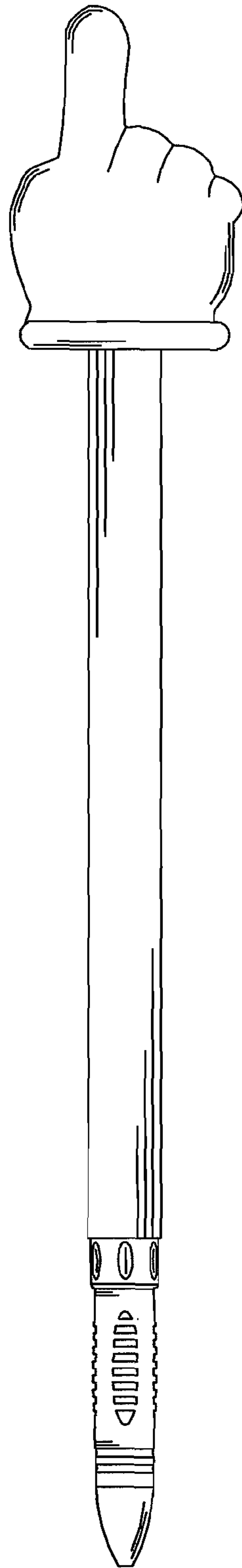


FIG. 3

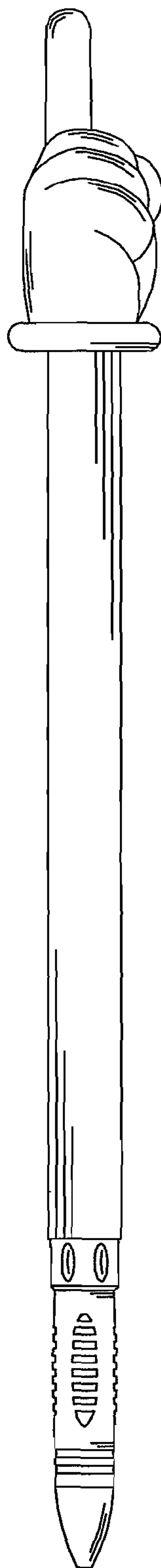


FIG. 4

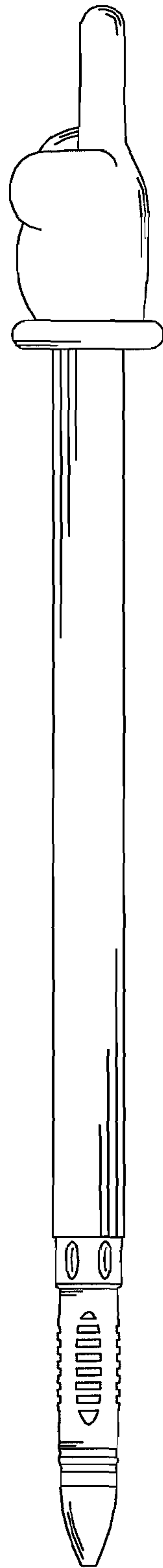


FIG. 5

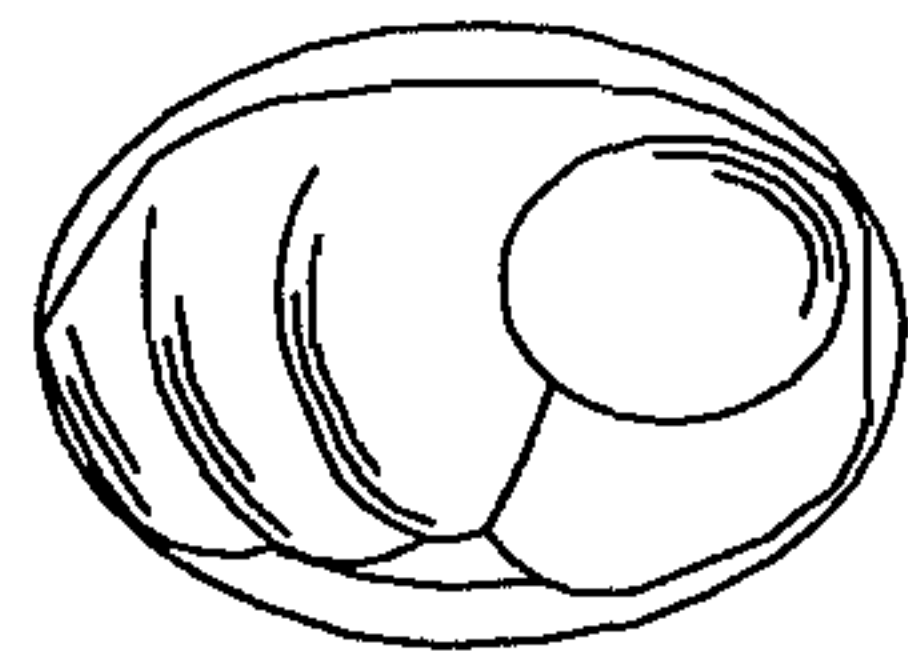


FIG. 6

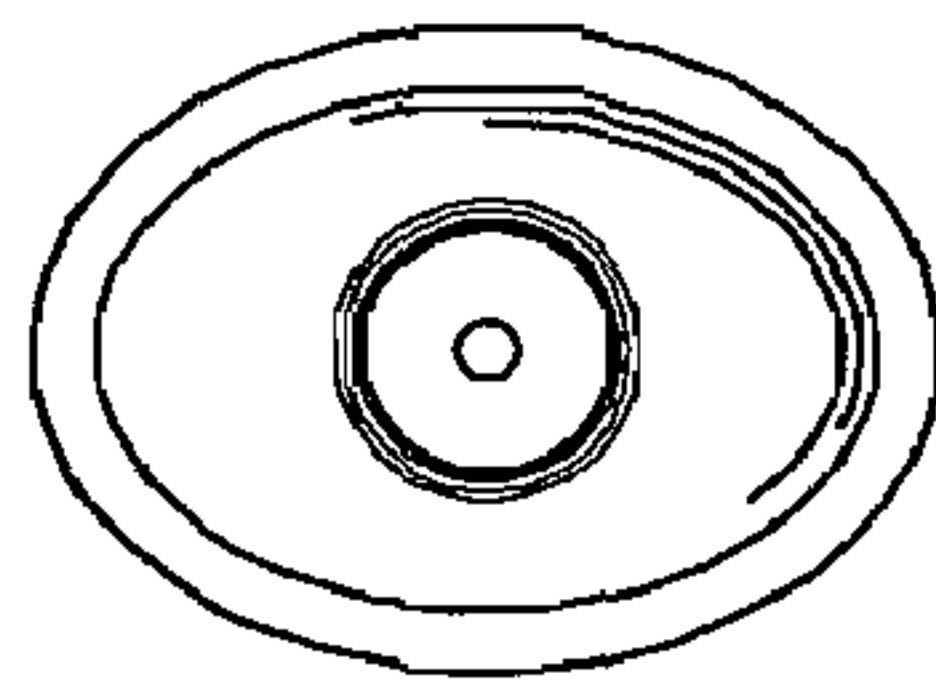


FIG. 7