



US00D613315S

(12) **United States Design Patent**
Crookshanks

(10) **Patent No.:** **US D613,315 S**

(45) **Date of Patent:** **** Apr. 6, 2010**

(54) **PORTION OF AN APPLIANCE**

(75) Inventor: **Kent Allen Stephen Crookshanks,**
Anderson, SC (US)

(73) Assignee: **Electrolux Home Products, Inc.,**
Cleveland, OH (US)

(**) Term: **14 Years**

(21) Appl. No.: **29/297,516**

(22) Filed: **Nov. 13, 2007**

(51) **LOC (9) Cl.** **15-07**

(52) **U.S. Cl.** **D15/89**

(58) **Field of Classification Search** D15/31,
D15/79-89, 91; D14/219; D6/470, 472,
D6/509; D7/163, 216; D23/335, 381, 382;
62/246-255, 331, 337, 440-449; 312/114-117,
312/128, 236, 401, 406, 407
See application file for complete search history.

(56) **References Cited**

U.S. PATENT DOCUMENTS

D334,201 S * 3/1993 Purkapile D15/89
D379,467 S * 5/1997 Martin et al. D15/89
D439,914 S * 4/2001 Trulaske, Sr. D6/509
D520,030 S * 5/2006 Reese et al. D15/89
D556,793 S * 12/2007 Braun et al. D15/89

D571,828 S * 6/2008 Braun et al. D15/89
D573,612 S * 7/2008 Braun et al. D15/89
D573,613 S * 7/2008 Braun et al. D15/89

* cited by examiner

Primary Examiner—Stella M Reid

Assistant Examiner—Shanda C Hill

(74) *Attorney, Agent, or Firm*—Banner & Witcoff, Ltd.

(57) **CLAIM**

The ornamental design for a portion of an appliance, as shown and described.

DESCRIPTION

FIG. 1 is a front perspective view of a portion of an appliance showing my new design;

FIG. 2 is a front view thereof;

FIG. 3 is a right side view thereof;

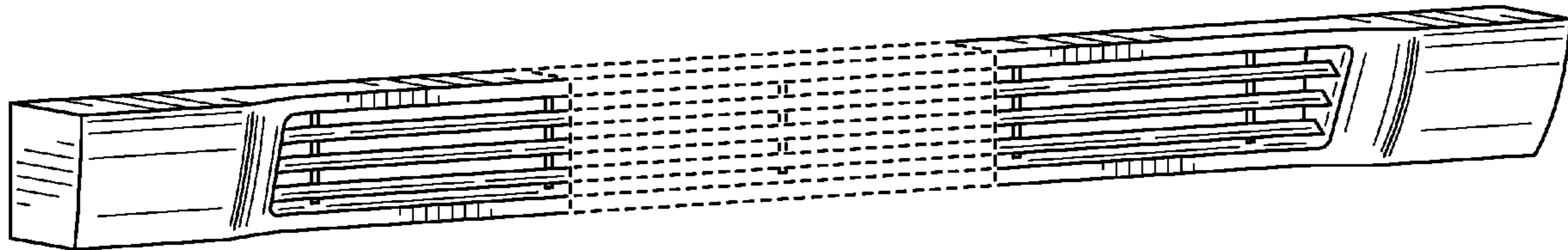
FIG. 4 is a left side view thereof;

FIG. 5 is a top view thereof; and,

FIG. 6 is a bottom view thereof.

The broken lines shown in the drawing disclosure are for illustrative purposes only and form no part of the claimed design.

1 Claim, 2 Drawing Sheets



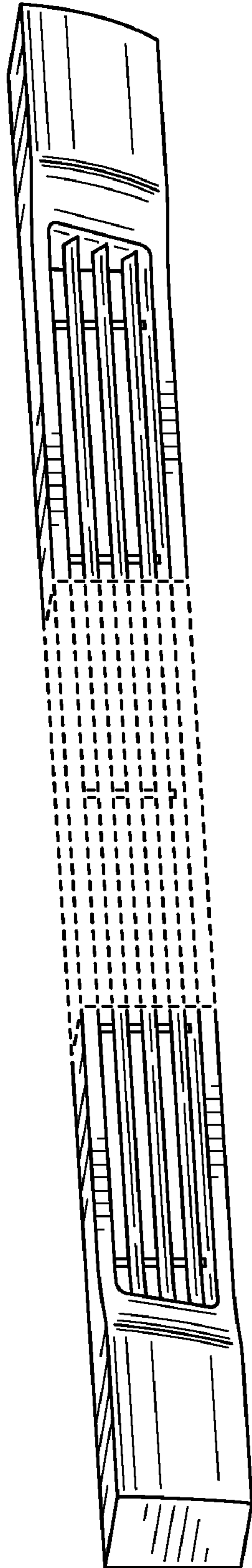


FIG. 1

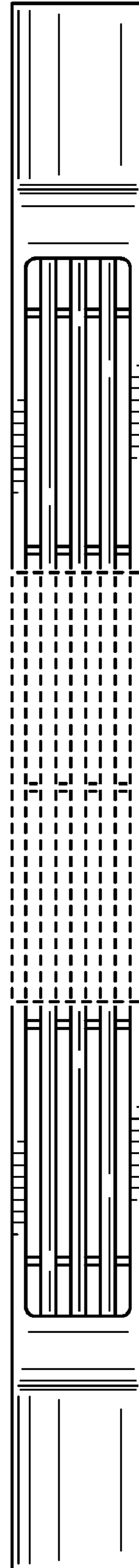


FIG. 2

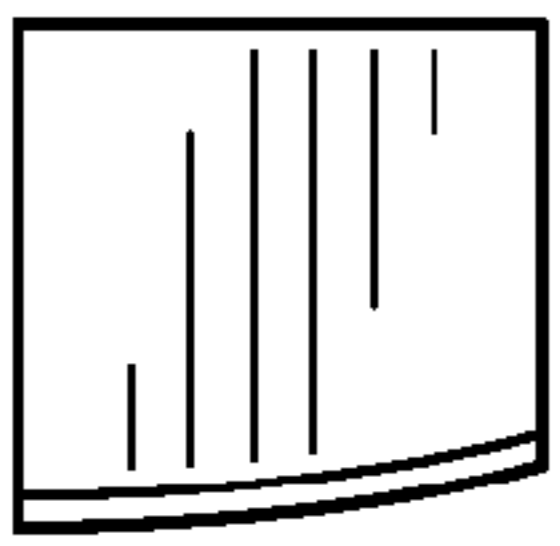


FIG. 3

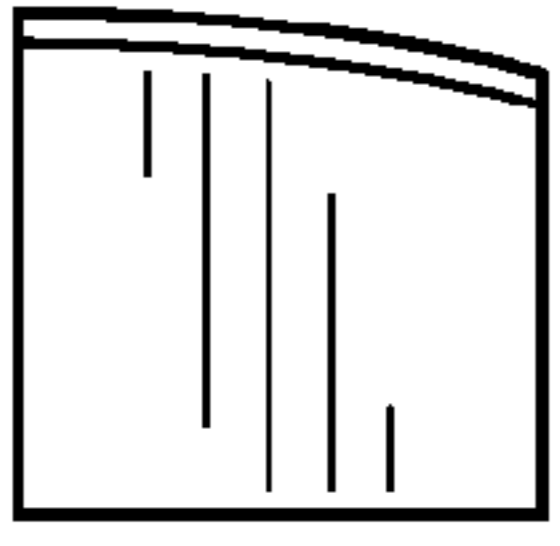


FIG. 4

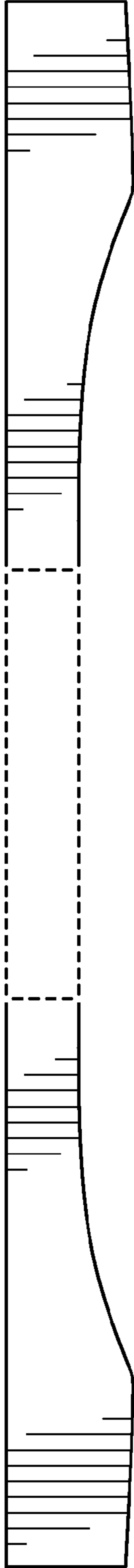


FIG. 5

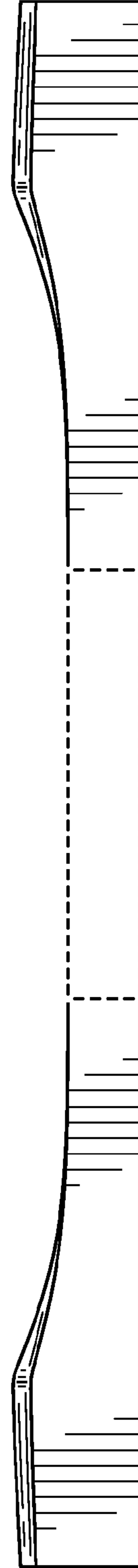


FIG. 6