



US00D613307S

(12) **United States Design Patent**
Son et al.

(10) **Patent No.:** **US D613,307 S**
(45) **Date of Patent:** **** Apr. 6, 2010**

(54) **DVD PLAYER**

(75) Inventors: **Sang Hyeun Son**, Seoul (KR); **Jae Neung Jung**, Gyeonggi-do (KR)

(73) Assignee: **LG Electronics Inc.**, Seoul (KR)

(**) Term: **14 Years**

(21) Appl. No.: **29/340,369**

(22) Filed: **Jul. 17, 2009**

(30) **Foreign Application Priority Data**

Jan. 20, 2009 (KR) 30-2009-0002535

(51) **LOC (9) Cl.** **14-01**

(52) **U.S. Cl.** **D14/498**

(58) **Field of Classification Search** D14/496,
D14/498-505, 511, 157, 167-168, 188, 197-198;
360/99.02, 99.07; 369/75.11, 75.21, 77.11,
369/77.21; 720/601, 612, 619, 649, 655;
455/344, 347-351

See application file for complete search history.

(56) **References Cited**

U.S. PATENT DOCUMENTS

D410,463 S * 6/1999 Hattori D14/507

D412,504 S * 8/1999 Renk D14/507
D511,759 S * 11/2005 Allen D14/500
D542,752 S * 5/2007 Liang et al. D14/507
D550,179 S * 9/2007 Lee D14/507

* cited by examiner

Primary Examiner—Nanda Bondade

(74) *Attorney, Agent, or Firm*—Birch, Stewart, Kolasch & Birch, LLP

(57) **CLAIM**

We claim the ornamental design for a DVD player, as shown and described.

DESCRIPTION

FIG. 1 is a perspective view of a DVD player showing our new design:

FIG. 2 is a front elevation view thereof;

FIG. 3 is a rear elevation view thereof;

FIG. 4 is a left-side elevation view thereof;

FIG. 5 is a right-side elevation view thereof;

FIG. 6 is a top plan view thereof; and,

FIG. 7 is a bottom plan view thereof.

1 Claim, 4 Drawing Sheets




FIG. 1




FIG. 2



FIG. 3

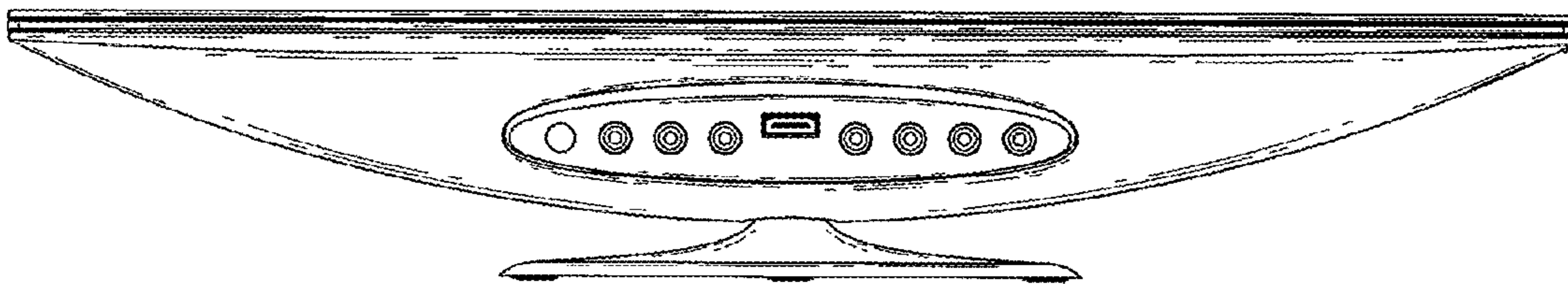


FIG. 4



FIG. 5

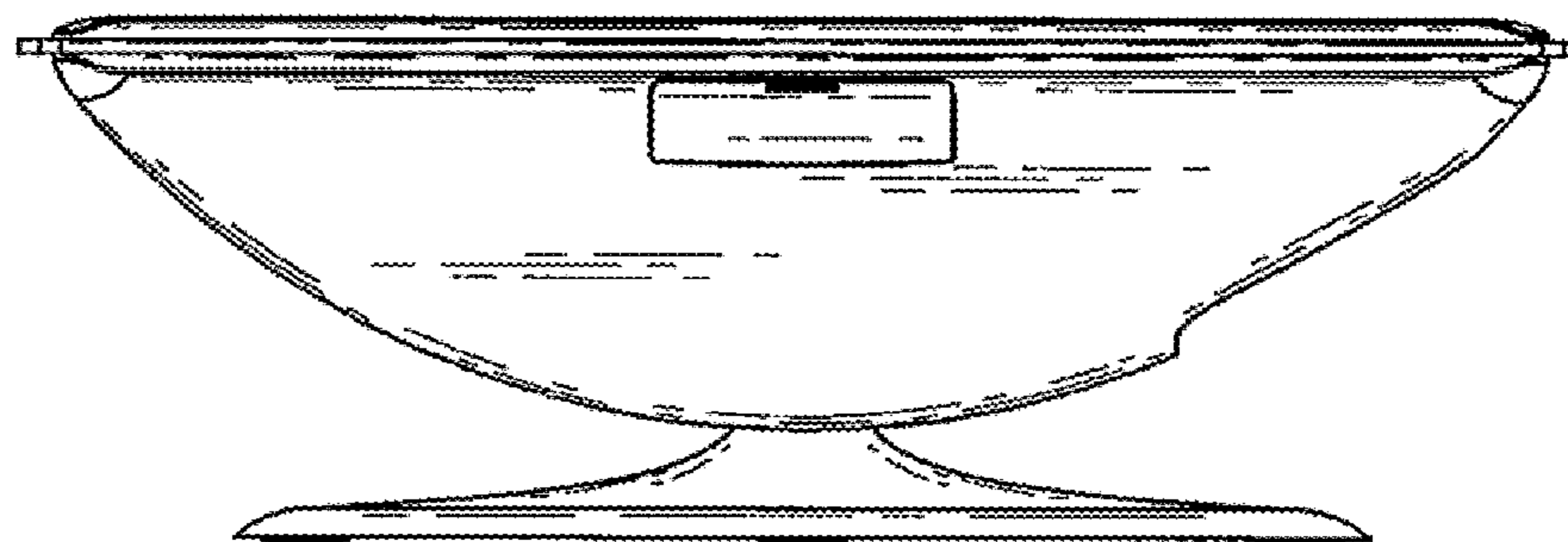


FIG. 6

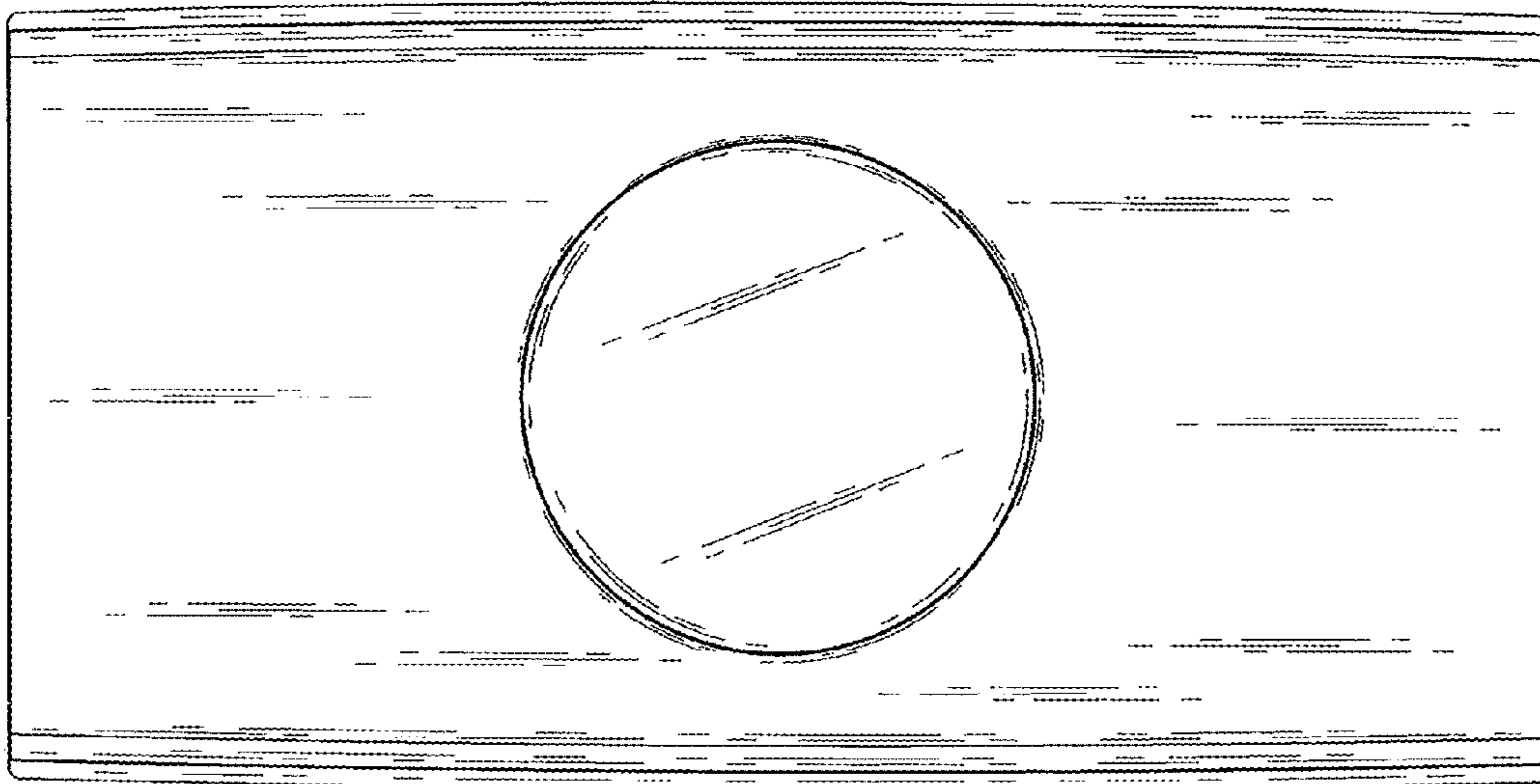


FIG. 7

