



US00D613286S

(12) **United States Design Patent**
Lee et al.

(10) **Patent No.:** **US D613,286 S**
(45) **Date of Patent:** **** Apr. 6, 2010**

(54) **ELECTRONIC BOOK READING DEVICE**

(75) Inventors: **Teh-Shen Lee**, Taipei Hsien (TW);
Chiung-Li Chang, Taipei Hsien (TW);
Kuan-Hong Hsieh, Taipei Hsien (TW);
Yu-Hao Chyan, Taipei Hsien (TW);
Chiang-Kuo Tang, Taipei Hsien (TW);
Xiao-Guang Li, Shenzhen (CN)

(73) Assignee: **Hon Hai Precision Industry Co., Ltd.**,
Tu-Cheng, Taipei Hsien (TW)

(**) Term: **14 Years**

(21) Appl. No.: **29/337,862**

(22) Filed: **May 30, 2009**

(30) **Foreign Application Priority Data**

Mar. 21, 2009 (CN) 2009 3 0301577

(51) **LOC (9) Cl.** **14-02**

(52) **U.S. Cl.** **D14/341**

(58) **Field of Classification Search** D14/341-347,
D14/137, 138, 138.1, 138 AA, 138 R, 138 AB,
D14/138 AC, 138 AD, 138 C, 138 G, 496,
D14/203.1, 203.3, 203.4, 203.5, 203.6, 203.7,
D14/426, 427, 428, 432, 429, 129, 130, 420,
D14/439-441, 448, 125, 147, 156, 218, 247-248,
D14/250, 389; D10/65, 104; D18/6-7; D21/29,
D21/686, 33, 324, 329, 330; D6/596, 601,
D6/605; D19/60; 455/556.1, 556.2, 566,
455/575.1, 575.3, 575.4, 90.3, 6.1; 379/433.04,
379/433.07, 433.11, 433.12, 433.13, 910,
379/916, 433.01, 433.06; 345/169, 901,
345/905; 348/169; 361/814; 341/122; 346/173
See application file for complete search history.

(56) **References Cited**

U.S. PATENT DOCUMENTS

D333,125 S * 2/1993 Komada et al. D14/390

D486,149 S * 2/2004 Kawami et al. D14/341
D494,164 S * 8/2004 Wu et al. D14/341
D494,967 S * 8/2004 Tomaka D14/341
D502,944 S * 3/2005 Kawami et al. D14/336
D569,830 S * 5/2008 Kwak D14/138 AD
D584,302 S * 1/2009 Sogabe D14/341
D589,920 S * 4/2009 Choi et al. D14/138 AD
7,532,169 B2 * 5/2009 Joo et al. 343/702
D593,525 S * 6/2009 Wang D14/138 AD
D594,437 S * 6/2009 Kim et al. D14/138 AC
D595,711 S * 7/2009 Yoon et al. D14/341
D601,559 S * 10/2009 Green et al. D14/346

* cited by examiner

Primary Examiner—Cathron C Brooks
Assistant Examiner—Barbara Fox
(74) *Attorney, Agent, or Firm*—Zhigang Ma

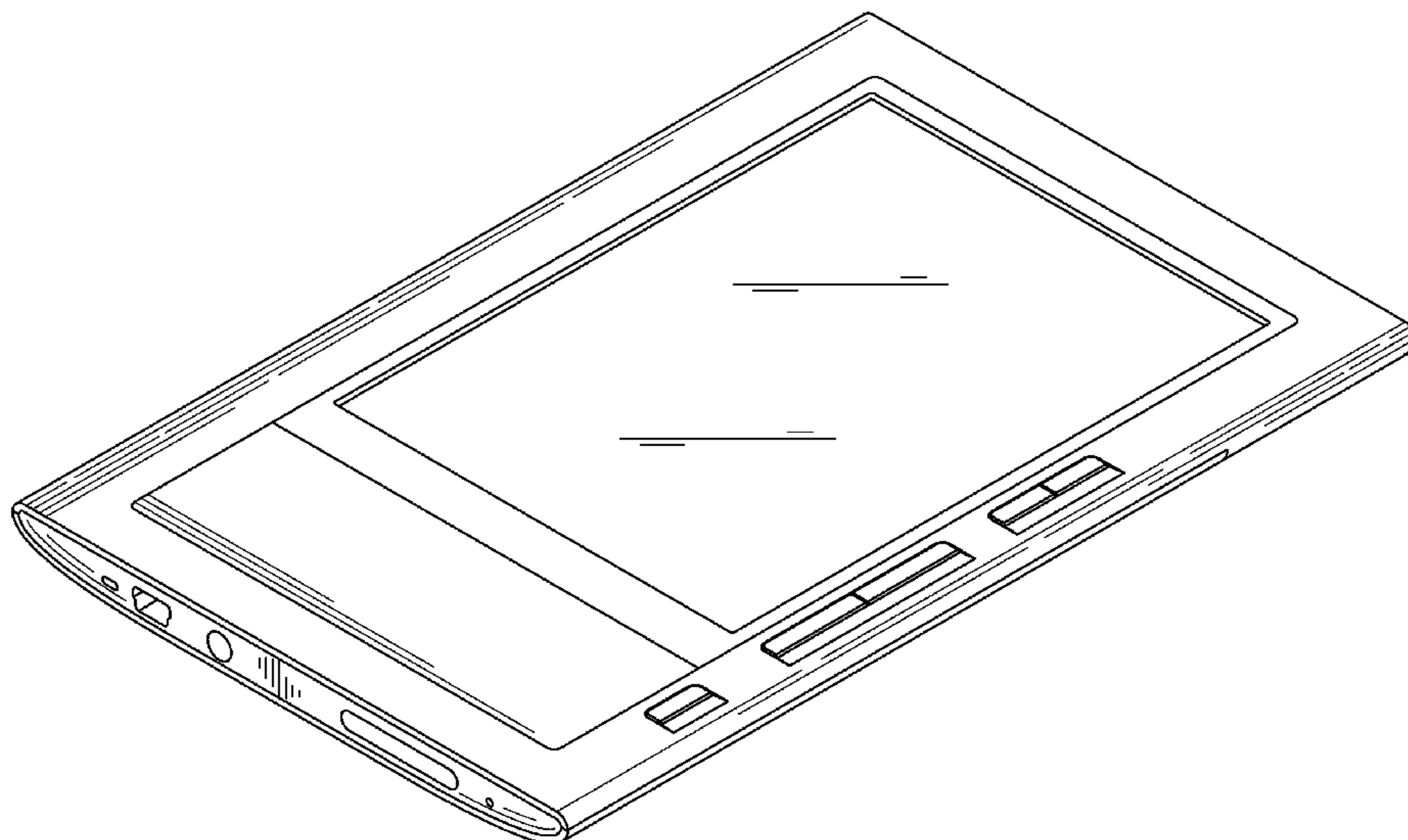
(57) **CLAIM**

The ornamental design for an electronic book reading device,
as shown and described.

DESCRIPTION

FIG. 1 is a perspective view an electronic book reading device
showing the new design;
FIG. 2 is a front elevational view thereof;
FIG. 3 is a rear elevational view thereof;
FIG. 4 is a left side elevational view thereof;
FIG. 5 is a right side elevational view thereof;
FIG. 6 is a top plan view thereof; and,
FIG. 7 is a bottom plan view thereof.

1 Claim, 7 Drawing Sheets



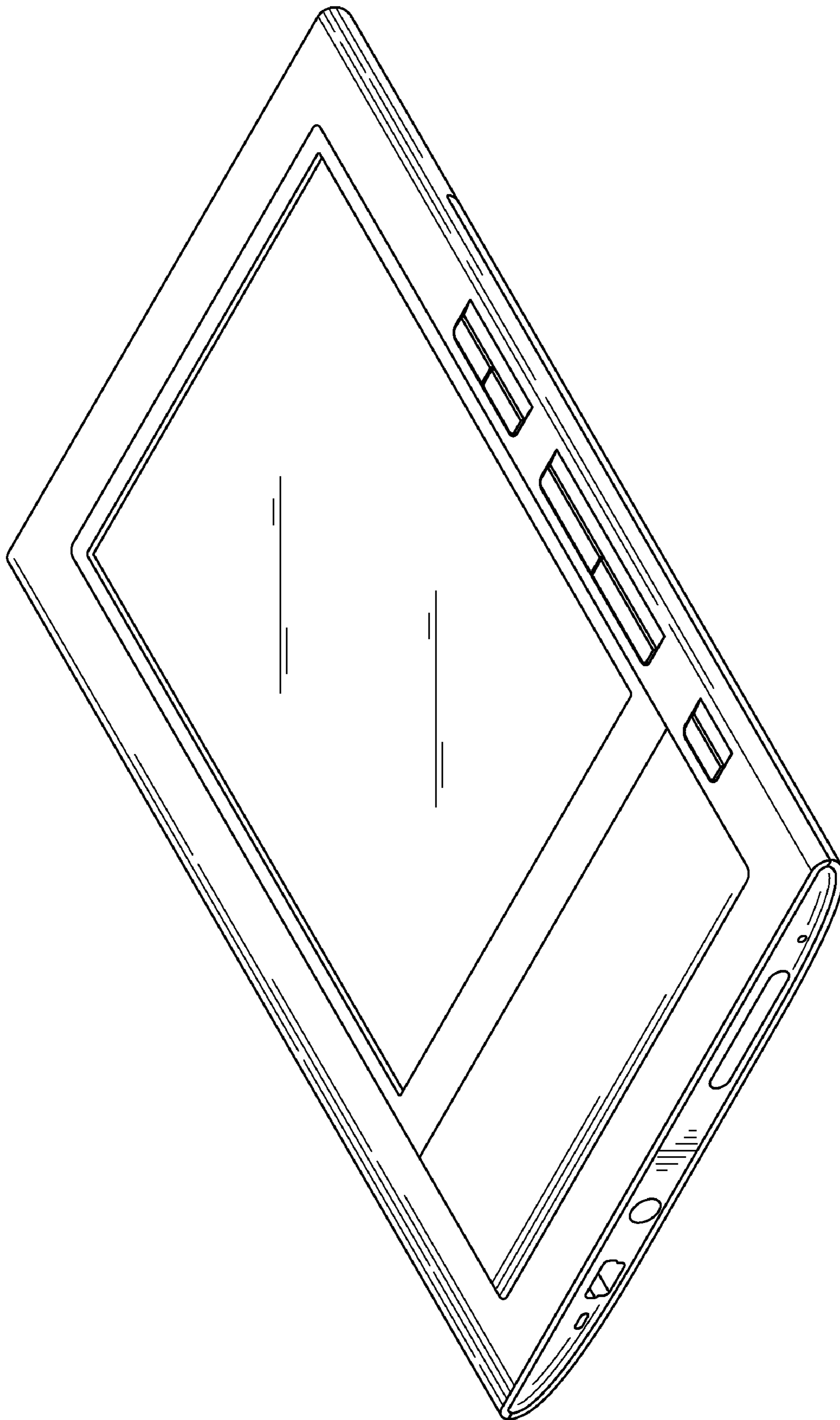


FIG. 1

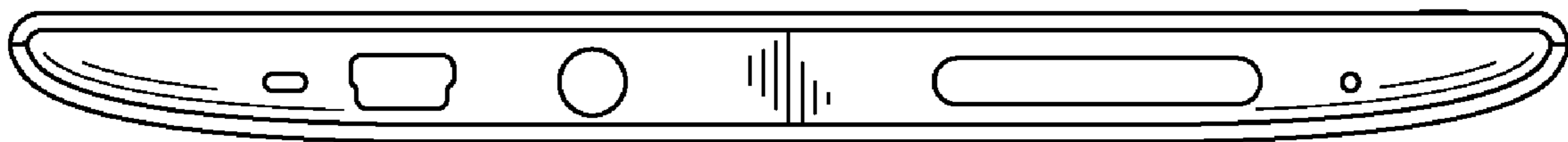


FIG. 2

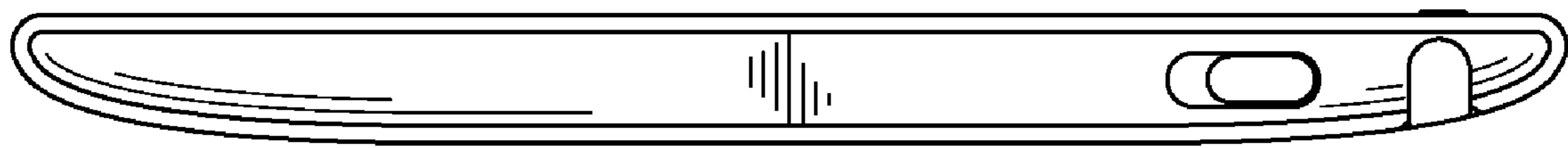


FIG. 3

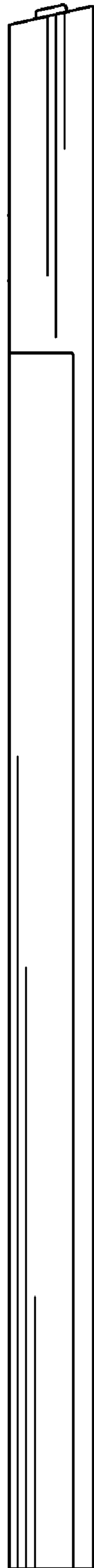


FIG. 4

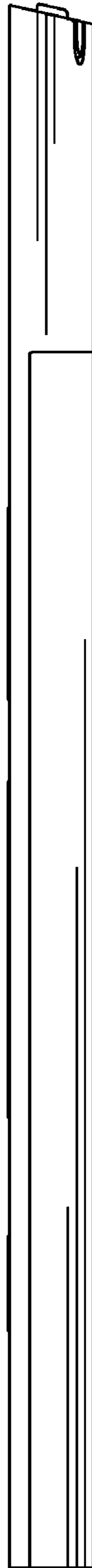


FIG. 5

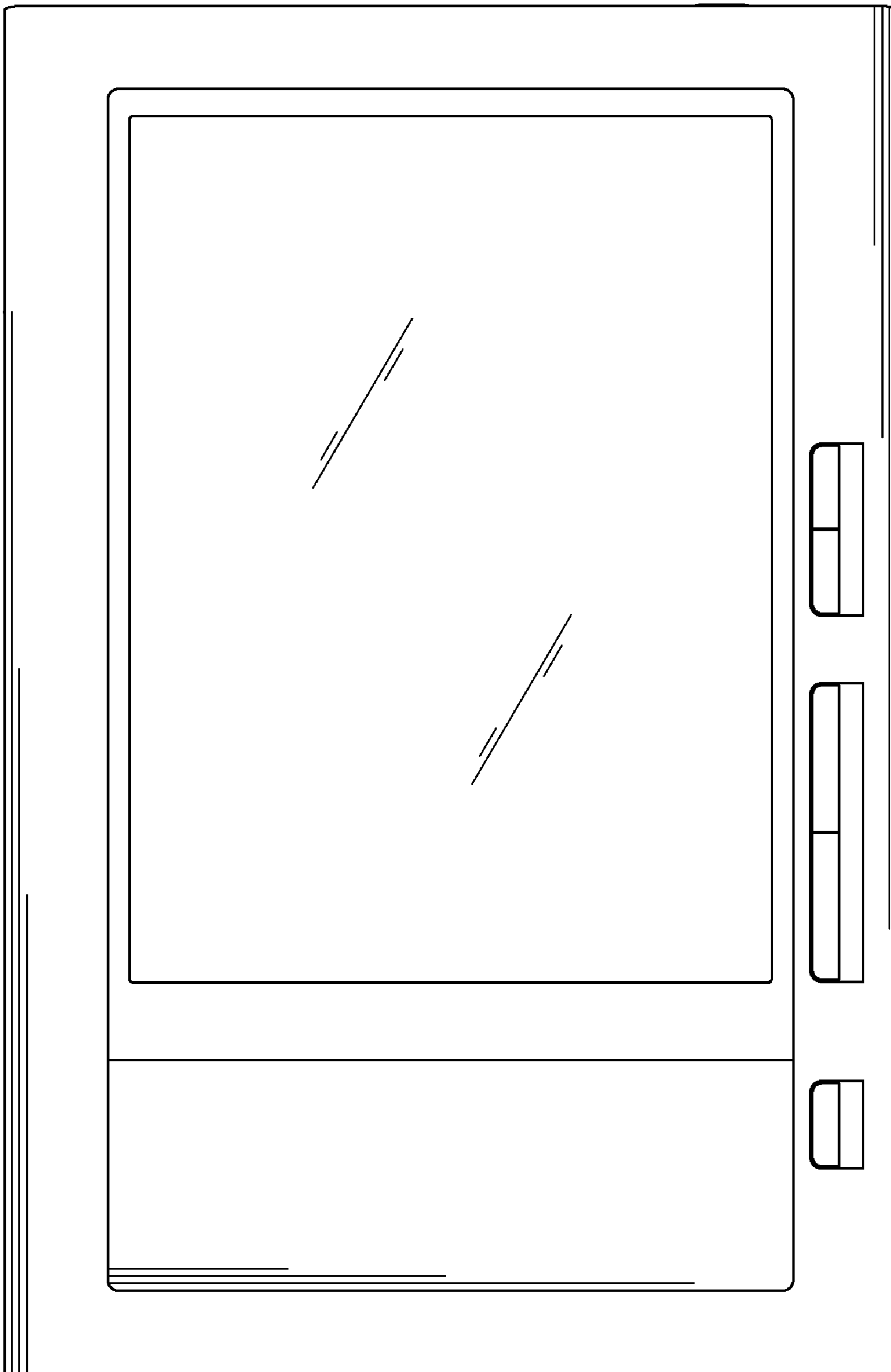


FIG. 6




FIG. 7