



US00D613268S

(12) **United States Design Patent**  
**Chen**

(10) **Patent No.:** **US D613,268 S**

(45) **Date of Patent:** **\*\* Apr. 6, 2010**

(54) **SPEAKER**

(75) Inventor: **Hwang-Miaw Chen**, Taipei Hsien (TW)

(73) Assignee: **Foxconn Technology Co., Ltd.**,  
Tu-Cheng, Taipei Hsien (TW)

(\*\*) Term: **14 Years**

(21) Appl. No.: **29/339,501**

(22) Filed: **Jul. 1, 2009**

(51) **LOC (9) Cl.** ..... **14-01**

(52) **U.S. Cl.** ..... **D14/211**

(58) **Field of Classification Search** ..... D14/204,  
D14/210–216, 172; 181/143–144, 147–148,  
181/150–153, 157, 198–199; 381/300–303,  
381/306, 332–333, 336, 345, 361–364, 386–388  
See application file for complete search history.

(56) **References Cited**

**U.S. PATENT DOCUMENTS**

4,452,333 A \* 6/1984 Peavey et al. .... 181/144  
D328,898 S \* 8/1992 Christie ..... D14/211

D483,026 S \* 12/2003 Koskinen ..... D14/211  
D525,615 S \* 7/2006 Tanaka et al. .... D14/214  
D539,269 S \* 3/2007 Yoon et al. .... D14/211  
D548,724 S \* 8/2007 Hakoda ..... D14/211

\* cited by examiner

*Primary Examiner*—Nanda Bondade

(74) *Attorney, Agent, or Firm*—Frank R. Niranjan

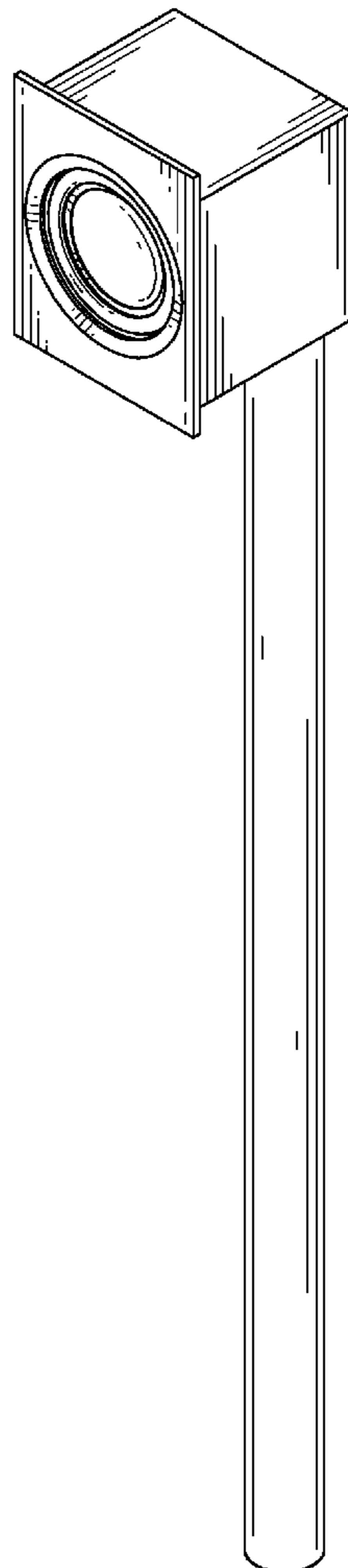
(57) **CLAIM**

The ornamental design for a speaker, as shown.

**DESCRIPTION**

FIG. 1 is a perspective view of a speaker of my new design;  
FIG. 2 is a front elevational view thereof;  
FIG. 3 is a rear elevational view thereof;  
FIG. 4 is a left side elevational view thereof;  
FIG. 5 is a right side elevational view thereof;  
FIG. 6 is a top plan view thereof; and,  
FIG. 7 is a bottom plan view thereof.

**1 Claim, 7 Drawing Sheets**



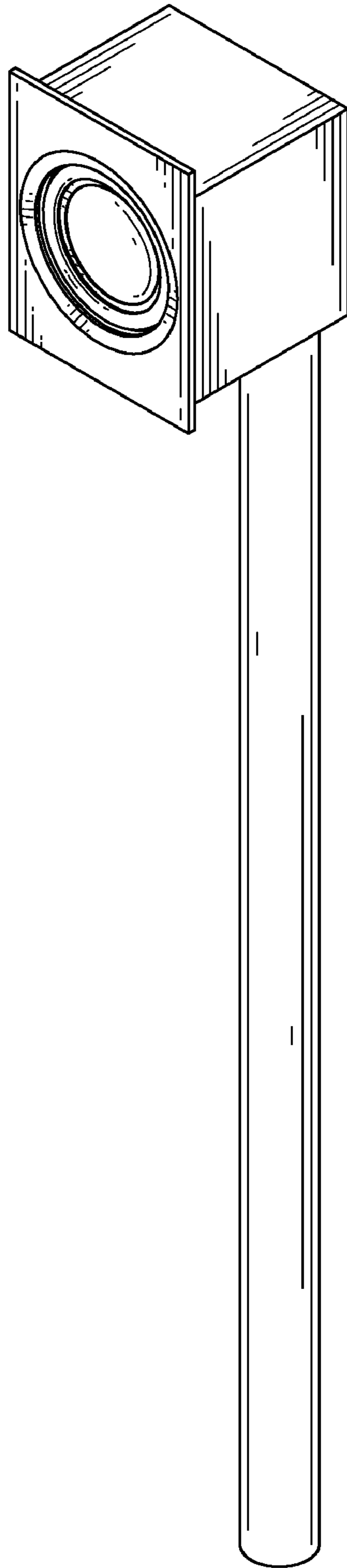


FIG. 1

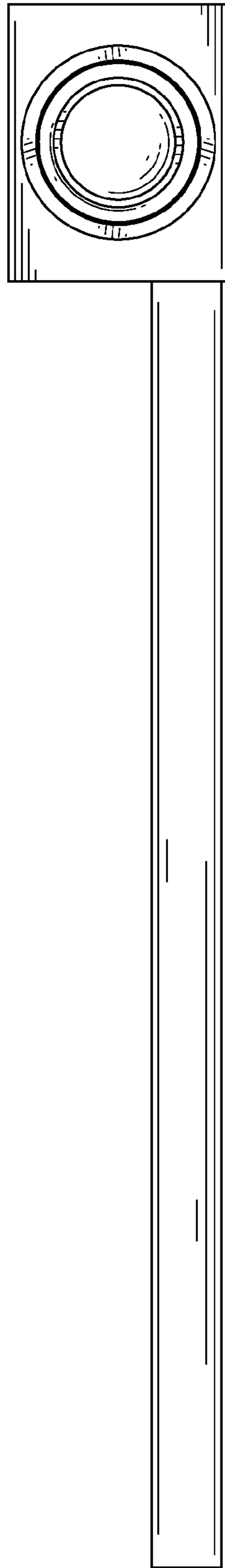


FIG. 2

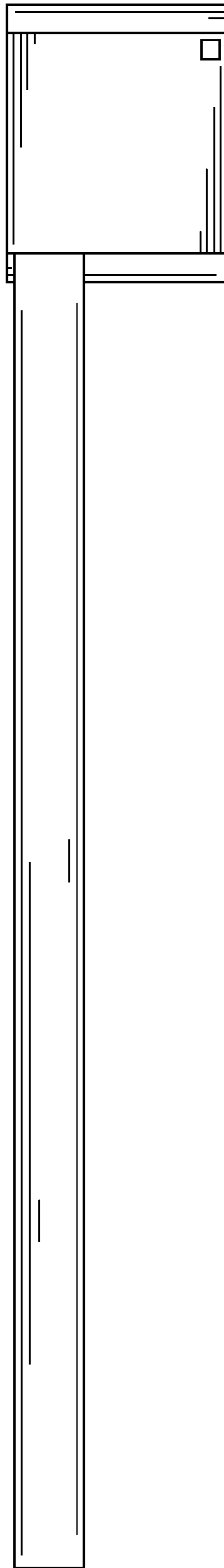


FIG. 3

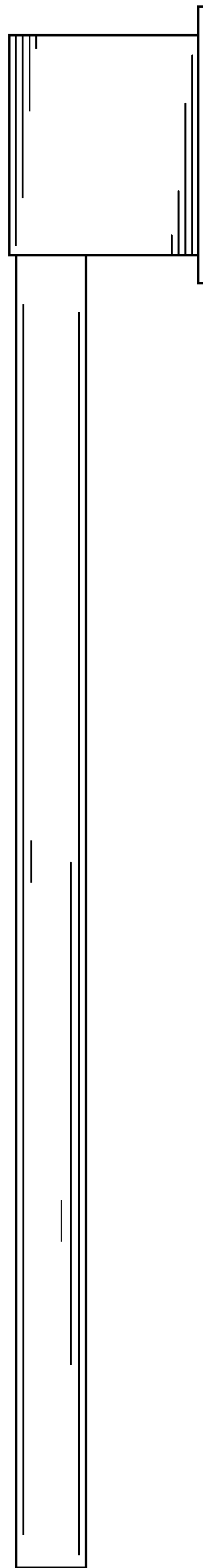


FIG. 4

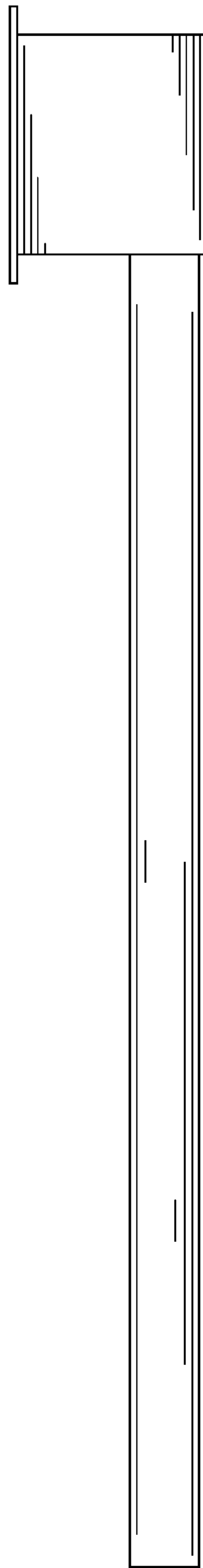


FIG. 5

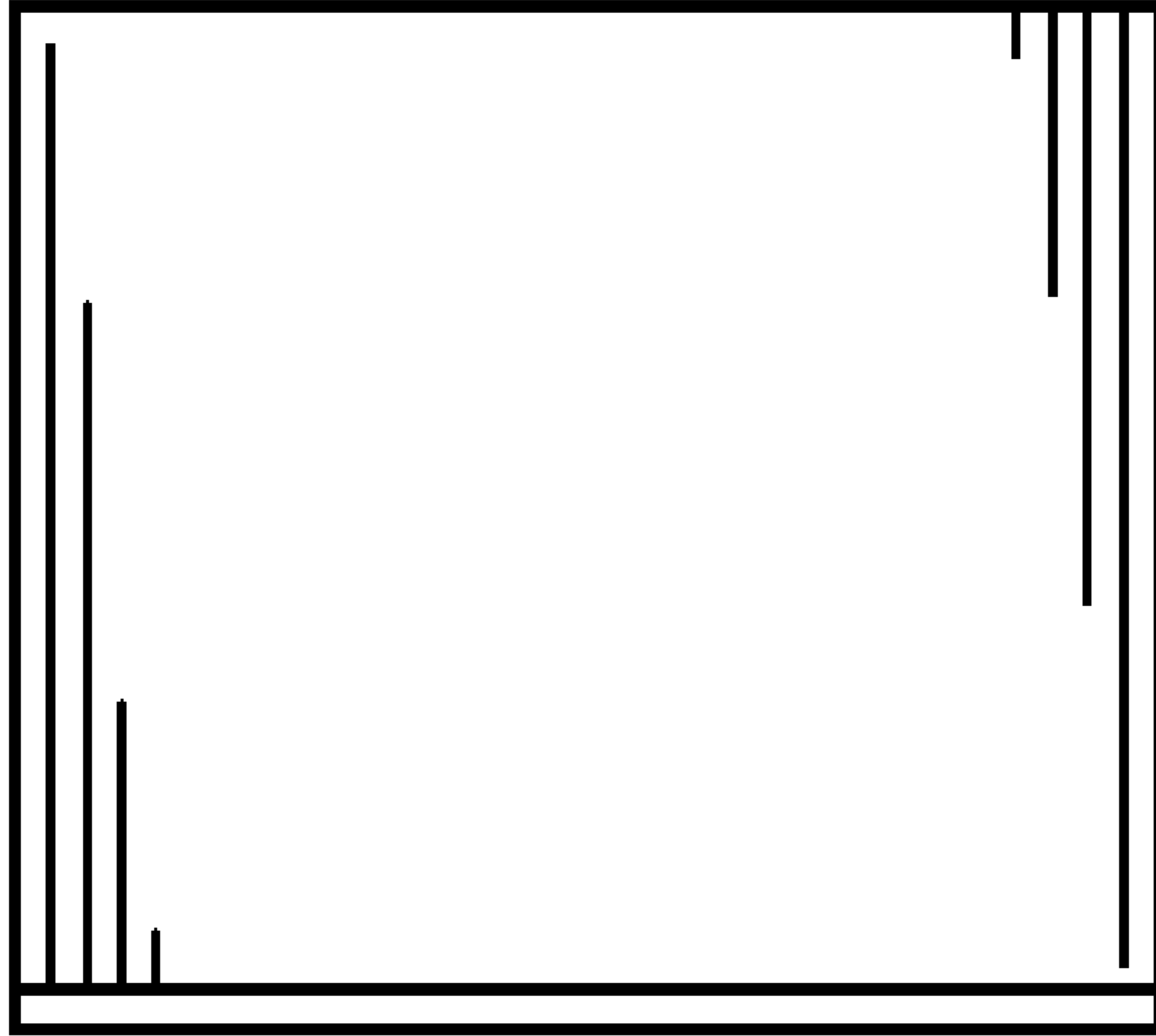


FIG. 6

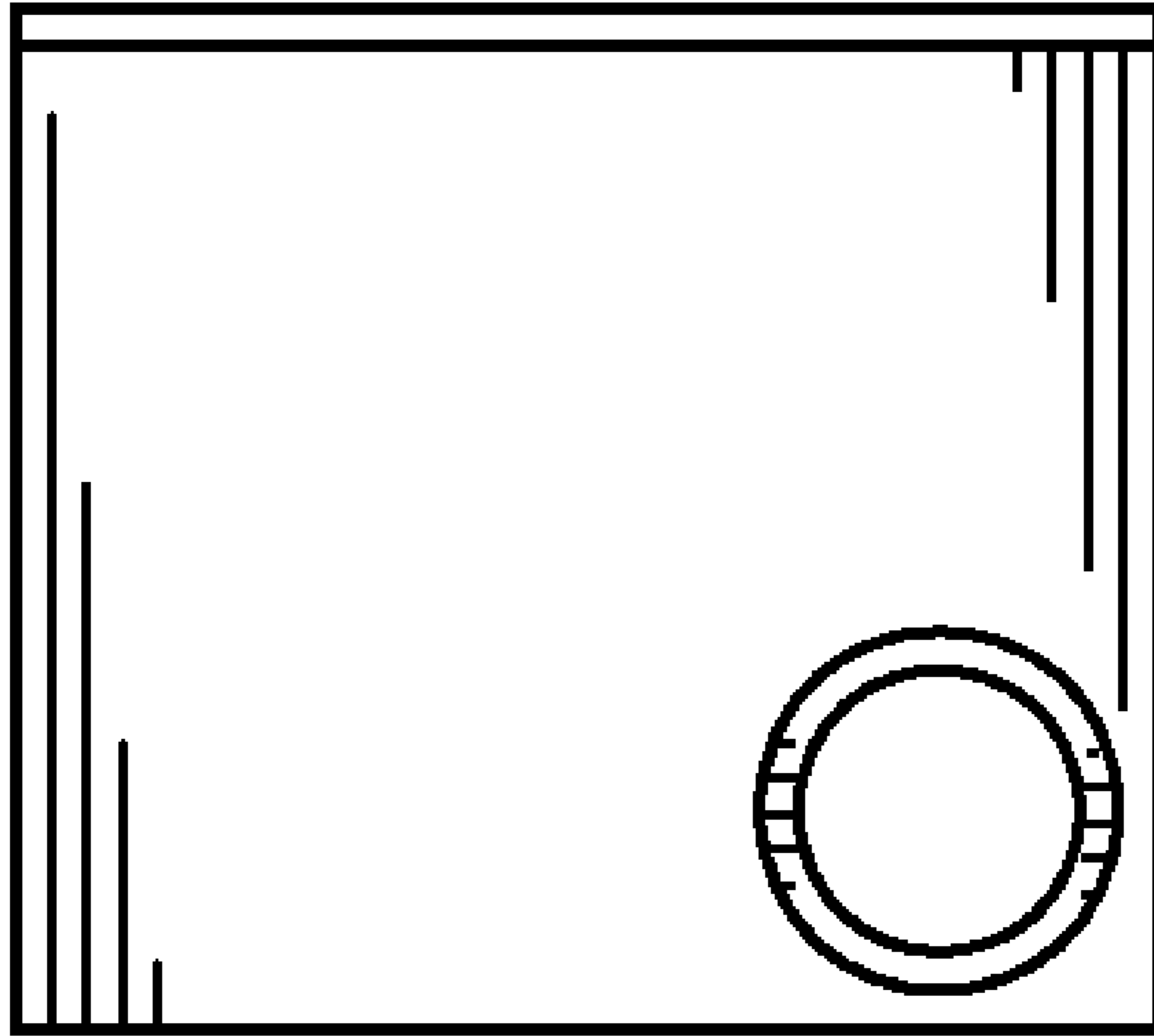


FIG. 7